



STATISTICAL ABSTRACT FOR KAMPALA CITY



2019

Report prepared with support from Uganda Bureau of Statistics

TABLE OF CONTENTS

ACRONYMS	vii
ABOUT THIS STATISTICAL ABSTRACT	viii
ACKNOWLEDGMENT	ix
DEFINITIONS USED AS ADAPTED FROM THE NATIONAL POPULATION & HOUSING CENSUS REPORT (2014)	1
CHAPTER ONE: KAMPALA BACKGROUND INFORMATION	2
CHAPTER TWO: CITY ADMINISTRATION	10
CHAPTER THREE: DEMOGRAPHIC AND SOCIO-ECONOMIC CHARACTERISTICS	23
CHAPTER FOUR: CITY ECONOMY, BUSINESS, EMPLOYMENT AND LABOUR SERVICES	30
CHAPTER FIVE: TRANSPORT AND GETTING AROUND KAMPALA	51
CHAPTER SIX: HEALTH SERVICES	61
CHAPTER SEVEN: WATER, SANITATION, ENVIRONMENT	73
CHAPTER EIGHT: EDUCATION SERVICES	81
CHAPTER NINE: SOCIAL SERVICES	87
CHAPTER TEN: CRIME, ACCIDENTS AND FIRE EMERGENCIES	93
CHAPTER ELEVEN: ASSORTED KCCA PERFORMANCE STATISTICS 2011 – 2019	97
GENERAL INFORMATION	106

LIST OF TABLES

Table 1: Distance to Kampala from Major Cities.....	3
Table 2: National and Regional Comparison	3
Table 3: Kampala Divisions by Size	4
Table 4: Climate Data for Kampala	9
Table 5: Ministers for Kampala Capital City from 2010– 2019.....	11
Table 6: Kampala's Parliamentary Representatives (2016-2021)	12
Table 7: Resident City Commissioner Current Office Bearers	12
Table 8: Kampala Division and Authority Speakers	15
Table 9: Mayors of Kampala 1950– 2019	16
Table 10: Division Urban Mayors 2011– 2019	17
Table 11: Number of LC III, LCII and LC1 in Kampala by Division	17
Table 12: Composition of KCCA Political Wing	18
Table 13: Executive Directors 2011-2020	19
Table 14: Deputy Executive Directors 2011-2020	19
Table 15: Population of Kampala (1969– 2019)	23
Table 16: Total Population by Sex, Sex Ratio and Population Density by Division; Kampala, 2014	25
Table 17: Household Statistics as per the National Population and Housing Census 2014: Area Specific Profiles – Kampala Capital City Authority.....	26
Table 18: Ownership of Mobile Phones	28
Table 19: Internet Usage in Kampala.....	28
Table 20: Other Household Characteristics	28
Table 21 Distribution of Household Members by Reasons for Migration (%)	29
Table 22: Ease of doing business indicators, December 2019	30
Table 23: Kampala Rent and rentals (December 2019)	30
Table 24: Taxation rates in Kampala	33
Table 25: Kampala City Employment Statistics	34
Table 26: Occupations of the Employed Persons (%)	35
Table 27: Working Age Population.....	35
Table 29: Sector of Employment.....	35
Table 30: Percentage Distribution of Youth (18-30 years) by Activity Status	36
Table 31: Distribution of the Employed Youth by Sex.....	36
Table 32: Households by Main Source of Earnings (%)	37
Table 33: The Average Nominal Monthly Household Income (UGX)	37
Table 34: Persons Aged 18 years and above by Source of Loan/Credit (%)	37
Table 35: Main Reason for seeking Loan/Credit.....	38
Table 36: Source of Start-up Capital.....	38
Table 37: Household Respondents by Savings Mechanisms (%)	38
Table 38: Summary of Facts about Hotel Facilities in Kampala, January 2020	39
Table 39: Hotels in Kampala City and their Respective Star Ratings, June 2016	39
Table 40: Summary of Tourism Support Infrastructure in Kampala, June 2016	40
Table 41a: Markets in Kampala	41
Table 41b: Government owned Markets	41
Table 42: YLP Performance in Kampala (2013- 2019).....	42
Table 43: Types of Businesses Supported by KCCA YLP 2012-2019	42
Table 44: Summary Statistic of the ESB Performance FY 2016/17.....	44
Table 45: I-Serve Programme.....	44
Table 46: Kabalagala One Stop Youth Resource Centre Training Programmes and Beneficiaries (June 2019)	45
Table 47: CDD in Kampala 2012/13 – 2018/19	45
Table 48: Beneficiaries of the Community Driven Development Programme.....	46
Table 49: UWEP beneficiary groups and funds recovered FY 2017/2018	47
Table 50: NAADS Beneficiaries per Division between 2011/12 and 2018/19.....	48
Table 51: Kyanja Demonstration Farm	48
Table 52: Labour Disputes handled by KCCA 2011/13 – 2018/19	50
Table 53: Paved and Unpaved Roads by Division 2019 Kms.....	51
Table 54: Kampala Road Network Condition (improvements 2013 – 2019).....	51
Table 55: Signalised Junctions	51
Table 56: Street lighting in Kampala as at December 2019.....	53
Table 57: Expressway Projects to Decongest the City	54
Table 58: Current and proposed passenger rail routing.....	55
Table 59: Travel Time from Home to Place of Work in the CBD and GKMA.....	56
Table 60: Registered Commercial Vehicles in Kampala.....	56
Table 61: Number of Gazetted Stages and Parks for each Category of Commercial Vehicles	57
Table 62: Bus Terminals in the Central Division (2019).....	57
Table 63: List of Major Bus Transport Associations	58
Table 64: Gazetted Public and Private Commuter Taxi Parks	58
Table 65: Major Taxi Players (Transport Associations) 2019	59
Table 66: Approved Bodaboda Stages in Kampala	59
Table 67: Digital Mobile Travel Companies	59
Table 68: Boda Boda Associations in Kampala	60
Table 69: Summary of results from Motorcycle (Boda) registration by KCCA 2014/15.....	60

Table 70: Health Demographic Information	61
Table 71: Health Facility Levels and Ownership.....	61
Table 72: Level and Ownership of Health Facility in Kampala by Division.....	62
Table 73: Persons Who Fell Sick and Where Health Care Was Sought (%)	62
Table 74: Distance to Facility where First Treatment was sought (%)	63
Table 75: How Patients Are Handled/Treated by Staff in Public and Private Health Facilities (%).....	63
Table 76: Catchment Population for KCCA Directly Managed Units.....	63
Table 77: Health Facilities Managed by KCCA and Selected Services Offered, June 2019	64
Table 78: Top Causes of Morbidity in Kampala City (FY 2015/16—FY 2018/19) - Ranking based on FY 2018/19.....	64
Table 79: Top Causes of Mortality in Kampala City (2015 - 2019).....	65
Table 80: Persons Aged 10 years and above with Non-Communicable Diseases (self-reported)– (%).....	65
Table 81: Maternal Mortality Rates by Division (2016- 2018).....	65
Table 82: OPD Attendances (FY 2012/13 to FY 2018/19)- Kampala	66
Table 83: OPD Attendances (FY 2012/13 to FY 2018/19)- KCCA Units.....	67
Table 84: IPD Number of Beds, Admissions, Patient Days, Average Length of Stay, Average Occupancy, Bed Occupancy.....	68
Table 85: Trend of Antenatal Attendances (Kampala).....	68
Table 86: Total Deliveries, Admissions, Caesarean section and Caesarean Section Rate (Kampala)	68
Table 87: The Top Ten Facilities in Kampala with the Highest Number of Deliveries (Ranking based on 2018/19).....	69
Table 88: Trend of Maternity Admissions and Deliveries- KCCA Units.....	69
Table 89: Trend of Dpt3 and Measles Vaccination (Under One Year) (Kampala)	69
Table 90: Performance of Selected HIV/AIDS Indicators in KCCA Managed Facilities.....	70
Table 91: Trend of HIV Tests Conducted (Number of Individuals Tested)- KCCA Units (2012/13 – 2018/19).....	70
Table 92: Trend Active on ART- KCCA Units	70
Table 93: TB Notification – Kampala(Total)- 2016/17 to 2018/19	71
Table 94: Trend of Short Term & Long Term Family Planning-KCCA Units	72
Table 95: Persons Aged 10 years and above Currently Using/Used Substances in the Past (%)	72
Table 96: Water Production	73
Table 97: Water and sewerage Connections in Kampala	73
Table 98: Cost of Water to the various Consumer Categories, December 2019	74
Table 99: Number of Households, Source of Drinking Water and Toilet Facility by Division Kampala, 2014.....	75
Table 100: Public Sanitation Facilities FY 2018/19	75
Table 101: Average use of Public Toilets for the FY 2017/2018 & FY 2018/19	75
Table 102: Pupil Stance Ratios (PSRs) by Division (2019).....	76
Table 103: Solid Waste Management 2015 - 2019	76
Table 104: Number of Roads Swept by Division	77
Table 105: Slaughter Houses in Kampala	77
Table 106: Cold storage facilities, public weighing machines and animal shelters.....	77
Table 107: Veterinary Public Health Kampala 2014/15 – 2018/19.....	78
Table 108: List of Veterinary Clinics in Kampala	78
Table 109a: Pollution in Kampala	79
Table 109b: Pollution in Kampala	79
Table 109c: Purity and Cleanliness in Kampala	79
Table 110: Gases Daily Analysis and Recommended Rates	80
Table 112: Education Institutions in Kampala 2019	81
Table 113: Primary School Enrolment by School Ownership Year (2019).....	81
Table 114: Primary School Pupils enrolment vis-a vis seating and writing space by Grade and Ownership, 2019	81
Table 115: Primary School Enrolment by Nationality 2019	82
Table 116: School Enrolment – Orphaned and special needs Children by sex and Grade 2019	82
Table 117: Primary and Secondary Government Schools by Division	82
Table 118: Pre – Primary School Teacher enrolment in Kampala by grading and sex, 2019.....	83
Table 119: Primary School Teachers by Qualifications and Sex.....	83
Table 120: The Pupil-Teacher Ratio (2012 – 2019)	83
Table 121: Pupil Teacher Ratio, Pupil Classroom Ratio and Pupil Stance Ratio by Ownership in Kampala's Primary Schools	83
Table 122: Performance in Primary Leaving Examinations for UPE Schools (2016 – 2019)	84
Table 123: Secondary School Enrolment by School Ownership and Sex.....	85
Table 124: Secondary School Enrolment by Nationality.....	85
Table 125: Secondary School Student enrolment vis-a vis seating and writing space by Grade and Ownership, 2019.....	85
Table 126: Secondary School Level Enrolment – Orphaned and special needs students by sex and Grade 2019.....	85
Table 127: Secondary School Teachers by Qualifications and Sex.....	86
Table 128: Secondary School Student Teacher Ratio (STR), Student Classroom Ratio (SCR) and Student Stance Ratio (SSR).....	86
Table 129: Post-Primary Enrolment by Institution Type and Ownership	86
Table 131: Persons Aged 15 Years and above by Highest Level Education Attainment (%)– 2016/17.....	86
Table 132: Public Library Services.....	87
Table 133: Public Halls/Community Centres	87
Table 134: Number of Babies/Children's and Homes in Kampala per Division.....	87
Table 135: Children Rescued, Supported, Homes Inspected and Closed by Division (2012/13 – 2017/18).....	88
Table 136: Sports Associations/ Federations based in Kampala	89
Table 137a: Sports Clubs based in Kampala.....	89
Table 137b: Sports Clubs based in Kampala.....	89
Table 138: Sports Grounds.....	90
Table 139: Major Public Entertainment Spots.....	90

Table 140: Public Monuments and Statues	91
Table 141: Public parks/ Gardens/ Recreation Grounds	91
Table 142: Public Water Fountains	92
Table 143: Camping Grounds	92
Table 144: Art Galleries	92
Table 145: Crime Statistics in Kampala	93
Table 146: Description of Road Accidents in Kampala as recorded by different UPF Stations (2016 to 2018)	93
Table 147: Causes of Accidents in Kampala 2015 and 2018	94
Table 148: Persons Killed in Road Accidents Between 2015 and 2018 by Road User Type/Category	94
Table 149: Fire Service	95
Table 150: Type of Services Offered by the Fire Brigade	95
Table 151: Fire Incidents Attended to on an Annual Basis (2015- 2018)	95
Table 152: Number and Major Causes of fire Emergencies in Kampala	96
Table 153: Number of Food Handlers Examined Vs Target (FY 2013/14 to FY 2018/19)	97
Table 154: Revenue Collection per Tax head from FY 2010/2011 - 2018/2019 (UGX '000,000)	98
Table 155: KCCA Revenue Collections FY/2010/2011-2018/19 (UGX '000,000)	99
Table 156: Revenue Collections (UGX Billions) by Division, FY 2011/12 – 2018/19 (UGX '000,000)	99
Table 157: Trading Licenses Issued 2014/15 – 2018/19	100
Table 158: Road User Fees (UGX)	101
Table 159: Street parking rates December 2019	101
Table 160: Physical Planning Services	103
Table 161: Cumulative Totals for Properties Assigned House Numbers	104
Table 162: Cumulative totals for House Plates installed in the Divisions	105
Table 163: Road Naming (% Covered) by Division	105

LIST OF FIGURES

Figure 1: Location of Kampala in East Africa	3
Figure 2: Location of Kampala on the globe	3
Figure 3: Map of Kampala	4
Figure 4: Map of Kampala by Divisions.....	4
Figure 5: Topography of Kampala.....	5
Figure 6: The image below shows Kampala Capital City from space.....	6
Figure 7: GKMA Spatial Scope- Parishes, Sub Counties and District	7
Figure 8: Kampala Capital City Authority Parliamentary Constituencies as of 1st July, 2016	13
Figure 9: Governance Structure of Kampala Capital City	14
Figure 10: Structure of the Kampala Capital City Authority Political Wing.....	18
Figure 11: KCCA Civil Service Organisational Structure	20
Figure 12: Structure for the Technical Wing at the Division – Urban Level	21
Figure 13: Kampala's Population Trend (1969 – 2019) and Kampala's Population by Gender, 2019	23
Figure 14: Kampala Population Growth Projection by Regional Perspective	24
Figure 15: Kampala Population Growth in the GKMA Area and other Municipalities 2014 and 2030 Projections	24
Figure 16: Extracts about Kampala Population from the National Census 2014	25
Figure 17: Total Population by Age Group and Sex	25
Figure 18: Firm Size and Employment Contribution	32
Figure 19: Distribution of Youth (18-30 years) by Activity Status.....	36
Figure 20: Kampala Road Network, 2019.....	53
Figure 21: Motorised Modal Split Estimation (2018)	56
Figure 22: Maternal Mortality Rates in Kampala	66
Figure 23: OPD Attendances Kampala (FY 2012/13 to FY 2018/19)	66
Figure 24: OPD Attendances (FY 2012/13 to FY 2018/19)- KCCA Units	67
Figure 25: PLE Performance Trend for UPE Schools.....	84
Figure 26: Trend of Premises Inspected and Suitability Rate (FY 2013/14- FY 2018/19).....	97
Figure 27: Major Sources of Revenue for KCCA (UGX Billions) - FY/2017/18-2018/19	98
Figure 28: KCCA Revenue Collections Trend - FY/2010/2011-2018/19 (UGX '000,000)	99
Figure 29: Revenue Collections (UGX Billions) by Division, FY 2012/13 – 2018/19	100

ACRONYMS

A/C	AIDS Information Centre
BTJET	Business, Technical, Vocational Education and Training
CAFU	Children's AIDS Fund Uganda
CBO	Community-Based Organisation
ECD	Early Childhood Development Centres
ESB	Employment Services Bureau
FY	Financial Year
GKMA	Greater Kampala Metropolitan Area
HF	Health Facility
HSD	Health Sub-District
KCCA	Kampala Capital City Authority
MDI's	Microfinance Deposit Taking Institutions
MFIs	Micro Finance Institutions
MLHUD	Ministry of Lands, Housing and Urban Development
MOES	Ministry of Education and Sports
MOH	Ministry of Health
NAADS	National Agricultural Advisory Programme
NCHE	National Council for Higher Education
NGO	Non-Governmental Organisation
NLFS	National Labour Force Survey
NLF & CAS	National Labour Force and Child Activities Survey
NRH	National Referral Hospital
PFP	Private For Profit
PLE	Primary Leaving Examinations
PNFP	Private Not For Profit
PTC	Primary Teacher College
PWDs	People With Disabilities
RH	Referral Hospital
RRH	Regional Referral Hospital
ROSCAs	Rotating Savings and Credit Associations
SACCOs	Savings and Credit Cooperatives
SC	Special Clinic
TASO	The AIDS Support Organisation
UBOS	Uganda Bureau of Statistics
UCBHCA	Uganda Community Based Health Care Association
UCMB	Uganda Catholic Medical Bureau
UMMB	Uganda Muslim Medical Bureau
UOMB	Uganda Orthodox Medical Bureau
UPDF	Uganda People's Defence Force
UPF	Uganda Police Force
UPMB	Uganda Protestant Medical Bureau
UPS	Uganda Prisons Service
URC	Uganda Railways Corporation
VSLAs	Village Savings and Loans Associations
YLP	Youth Livelihood Programme

ABOUT THIS STATISTICAL ABSTRACT

The Kampala Capital City Statistical Abstract 2019

The statistical abstract is a standard summary of statistics on the social, political, and economic organisation of Kampala City. It is designed to serve as a guide to other statistical publications and sources

The Kampala Statistical Abstract 2019 is KCCA's prime annual publication through which key statistical information derived from the latest surveys, censuses and administrative records of Ministries, Departments and Agencies (MDAs) is disseminated for use in describing the different City aspects, interventions being carried out in the City, tracking outcomes of policies, monitoring the progress towards achieving the goals for the National Development Plans, and the United Nations (UN) Sustainable Development Goals (SDGs).

The data aims at supporting informed research in Kampala and policy decision-making.

The information presented in the Kampala City Statistical Abstract covers statistics on a number of sectors and is presented basing on a Calendar year structure, depending on availability of data.

KCCA would like to appreciate the continued cooperation of MDAs, International agencies and Directorates in providing the requisite data to produce this publication. In a special way, we wish to thank Uganda Bureau of Statistics UBOS for the tremendous support given in compiling this publication.

KCCA welcomes constructive comments from stakeholders that aim at enhancing the quality of its future publications. Copies of this publication are available on the KCCA website www.kcca.go.ug; and through a request to the Strategy Management Unit, City Hall, Kampala.

Target Audience

Although this publication is meant for the general public, it may be of interest to specific categories of clients including:

- Academics/Researchers
- Internal users at KCCA (Directorates)
- Non-Governmental Organisations
- Policy/Decision Makers
- Private Sector

Compilation Method

The statistics in this volume were compiled mainly by accessing secondary data from UBOS, KCCA directorates and other stakeholders within the City. Other statistics were obtained through field discussions.

ACKNOWLEDGMENTS

This Statistical Abstract was compiled by the Statistics and Research Unit in the Department of Strategy Management and Business Development under the Office of the Executive Director. The process was spearheaded by:



Patrick Musoke,
Deputy Director, Strategy Management and
Business Development



Robert Kyukyu,
Manager Strategy Management and Research



John Bosco Bampabwire,
Officer Research



Jolly Namuddu,
Officer Research



Diana Rubalema,
Researcher

Special thanks go to UBOS, KCCA Directorates and other Stakeholders for their continuous support towards the production of this Statistical Abstract.

DEFINITIONS USED AS ADAPTED FROM THE NATIONAL POPULATION AND HOUSING CENSUS REPORT (2014)

Access to community services - The choice of indicators is for those households that are beyond the 5 km radius for access to services (access to public/private schools, health facilities and a police station/post). The nearness of the service to the household does not take into consideration whether the services are utilised by the household or not.

Construction materials of the dwelling - The information is derived from the question on “materials used for the roof, floor and wall. Permanent floor materials include concrete, cement screed, tiles, wood, while permanent roof materials include roof tiles, iron sheets, asbestos and concrete.

Disability - The questions P14 to P17 on functional difficulty are used to determine whether the person has a disability or not. It includes all persons aged 2 years and above. An individual is considered to be disabled if he/she has any one of the 4 questions with at least some difficulty. Multiple disabilities refer to all persons who reported more than one functional difficulty.

Education characteristics/indicators -The indicators refer to specific age groups. The official school going age is 6-12 years for primary education, 13-18 years for secondary education and 19-24 years for tertiary education. However, the analysis includes the age-group 6-15 years to take into consideration those who start primary level at more than 6 years.

Employment - Questions on employment were eligible for all household population aged 10 years and above. Currently the age category for the working population 16 -64 years. The analysis is based on specific age groups of children 10-15 years, (other countries define a child as anyone below the age of 16, hence the age group 10-15 years).

For those who have never been to school, we consider the age group 15 years and above on the assumption that by age 15, there are minimal chances for one joining school for the first time.

Household - A group of persons who usually eat and live together. A household may be comprised of one or more persons provided they share the same meal and sleep under the same roof. The persons may be related usually in a family setting or may not be related.

Household based agricultural activities - A household engaged in agriculture is one which is engaged in any of the following: Growing of any crops, or rearing animals or involved in bee keeping or forestry/tree growing, and any fish farming. Agricultural activities outside the district were not considered.

Household population - All those persons who were enumerated in households. It excludes population which was enumerated on the streets (floating population) or those who were living in Institutions such as correction centres, religious institutions and health facility in-patients.

Illiteracy -This is defined as lack of the ability to read and write with understanding in any language.

Marriage and Child Bearing - Marital Status refers to all those persons who are living together and consider themselves as married. It includes all forms of consensual union whether legal or non-legal, religious or cultural or non-consensual union.

Other environmental conditions – waste disposal - Any household was considered to have proper waste disposal if at the time of the census it disposed off solid waste using registered or unregistered waste vendors as well as using skip bins provided by the Municipal authority.

Owner occupied dwellings - These are disaggregated by household headship. The percentages for male and female headed households may not add up to 100. For instance, among the female-headed households, what proportion are owner occupied? Among the male headed households, what proportion are owner occupied?

Population by age groups or specific age -This is the total count of the household population by a given age, age- groups or special age- groups. It excludes the non-household population.

Population size - Refers to the total population count in the country or any geographical location based on the census reference night. It includes all those persons who were enumerated in households and institutions.

Source of energy for lighting – electricity - In the household questionnaire, Question H14 had about four forms of electricity used for lighting (grid, generator, solar, community/thermal plant). Any household that indicated using any of the four forms was considered to have access to electricity.

Status of dwelling - The permanency nature of construction materials determines the status of the dwelling. The idea is to be able to classify a dwelling unit as temporary or permanent.

CHAPTER ONE: BACKGROUND INFORMATION

1.1 A Brief History of Kampala City

The current Kampala was an ideal breeding and hunting ground for various wildlife, particularly a species of antelope, the impala (*Aepyceros melampus*) by the King of Buganda. The area, that comprised of rolling hills with grassy wetlands in the valleys formally became 'Kampala' with repeated usage of the reference to the area in the local dialect (Luganda) as 'Akasozi K'empala'.

Kampala was established as a municipality in 1947 and became Uganda's Capital City at independence in 1962. Kampala is said to have originally been built on seven hills: Kasubi, Mengo, Kibuli, Namirembe, Lubaga, Nakasero, Nsambya, and Kampala (also known as Old Kampala)

Over the years, the city limits were substantially expanded to include; Namirembe, Naakulabye, Kasubi, Bwaise, Kawempe, Kikaaya, Mpererwe, Kisaasi, Najjanankumbi, Nakawa, Kyambogo, Nagulu, Bugoloobi, Mbuya, Luzira, Port Bell and Butabika.

Kampala has since grown to become the largest urban centre and the only City in Uganda. It is Uganda's political seat, the country's economic hub accounting for 80 percent of the country's industrial and commercial activities; and generates 65 percent of national GDP.

The City is currently divided into five urban divisions namely: Central, Kawempe, Makindye, Lubaga, Nakawa, which cover a total of 189 square kms; with 169 square kms of land and 19 square kms of water. Kampala has about 23 percent of its area as fully urbanised, a significant portion (60 percent) semi-urbanised and the rest is considered as rural settlements.

(KCCA Strategic Plan 2014/15 – 2019/20)

1.2 A Creative Description of Kampala

- ❖ **Kampala the Capital City and Seat of Government**-with the assorted arms of central government serving as the major employer, investor and client to the private sector; with government being a significant land owner and decision-maker in the City;
- ❖ **Kampala as a home and living Environment** for an estimated 1.75 million residents; and **Working environment for an estimated daily work force of 4.5 million** with an annual demographic growth rate of 3.9 percent. Kampala's inhabitants are generally at a very low Standard of Living, with a low quality of Life and very limited amenity and service;
- ❖ **Kampala one of Africa's fastest growing City:** with an annual population growth rate of 5.2 percent.
- ❖ **Kampala a Primate City** - with distinct primacy on the national scale in all fields, serving as the centre of administration, services, commerce, finance, education, culture, sport, *et al* for the entire country;
- ❖ **Kampala a green city - the "Garden City of Africa"**—the City enjoys two rainy seasons in the year with its environment defined by the undulating hills covered by trees that form the green canopy. The valleys are covered by wetlands vegetation that enriches the green cover which supports our ecosystem, agriculture, tourism and other businesses
- ❖ **Kampala a gateway to and showcase of Uganda** - within the City's current capacities and limitations
- ❖ **Kampala as a Cultural City** – the National Museum and Uganda's only cultural Centre-with significant historical, social and cultural elements and features;
- ❖ **Kampala as regional educational Centre** - today Kampala has the highest number of foreign students in East Africa that makes Kampala East Africa's education city. Kampala is the home for Makerere University and numerous other tertiary education institutions;
- ❖ **Kampala as a religious City** - all religious denominations have their headquarters in Kampala including the major historical sites linked to the martyrdom of Ugandan Christians in the 19th century;
- ❖ **Kampala as a lake side City**, the City lies along the shores of Lake Victoria, the Second Largest fresh water lake in the World;

- ❖ **Kampala a liveable and hospitable City**—Kampala citizens are hospitable and welcoming people that seek and pride in relationships that develop between different societies. This has made the city warm and receptive to all visitors. Many people, newcomers and residents feel welcome in Kampala's dynamic character. The proud history and strong sense of identity has been a major force that has attracted many people to Kampala as visitors and tourists.
- ❖ Kampala in the region: named the 13th fastest growing city on the planet (2015), and ranked the best city to live in East Africa ahead of Nairobi and Kigali by Mercer, a global development consulting agency based in New York City, U.S. (2016)

1.3 Location

Kampala is located in Uganda, East Africa and lies along the following coordinates: 0°18' 49" N, 32° 34' 52" E. The City borders Lake Victoria, Africa's largest lake in the East and surrounded by Wakiso District in the West and North. Kampala is the Capital City and Seat of Government-with the assorted arms of central government.

Kampala has about 23% of its area as fully urbanised, a significant portion (60%) semi-urbanised and the rest considered as rural settlements. Its architecture is a mixture of the modern, colonial and Indian styles.

Figure 1: Location of Kampala in East Africa



Table 1: Distance to Kampala from Major Cities

Kampala to	Kms
Entebbe Airport	42
Arua	494.6
Gulu	333.6
Jinja	81.0
Kisero	483.7
Mbarara	269.3
Juba	635.4
Kigali	517.1
Mombasa (port)	1,146.8
Nairobi	649.8
Dar es salaam	1,669.7

Figure 2: Location of Kampala on the globe



1.4 Size

Kampala covers a total of 189.3 square Kms of land and water (MLHUD, 2012). The city is divided into five urban divisions namely; Kampala Central, Kawempe, Makindye, Nakawa, and Lubaga. Kampala has a total of 96 parishes and 1285 villages.

Table 2: National and Regional Comparison

Regional Comparison			National Comparison		
	Size (km²)	Population	National	Size (km²)	Population (projection for 2019)
Nairobi	696	4,337,080	Wakiso	1,906.7	2,735,100
Kigali	730	1,095,000(Est)	Makindye Ssabagabo	84-	387,900
Dar es Salaam	1,393	6,368,000(Est)	Nansana Municipality	-192	499,900
Juba (metro)	336	386,000(Est)	Kiira Municipality	98.83	434,000
Kinshasha	9,965	13,743,000(Est)	Entebbe Municipality	56.2	96,200
Khartoum	22,142	5,678,000(Est)	Mukono	1,875	682,800
Bujumbura	127	1,092,859(Est)	Mpigi	1,208	280,300
Arusha	37,576	1,999,900(Est)	Mbarara	1,846	524,400
Dondoma	2,576	2,493,000(Est)	Gulu	3,452	316,600
			Jinja	673	507,700

Figure 3: Map of Kampala

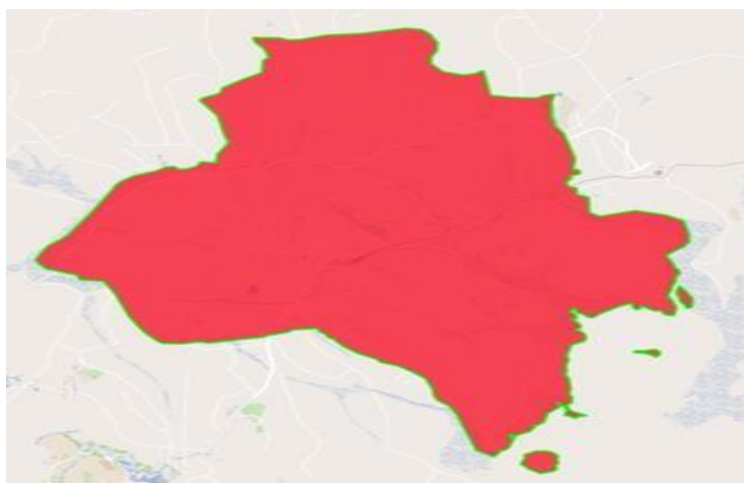
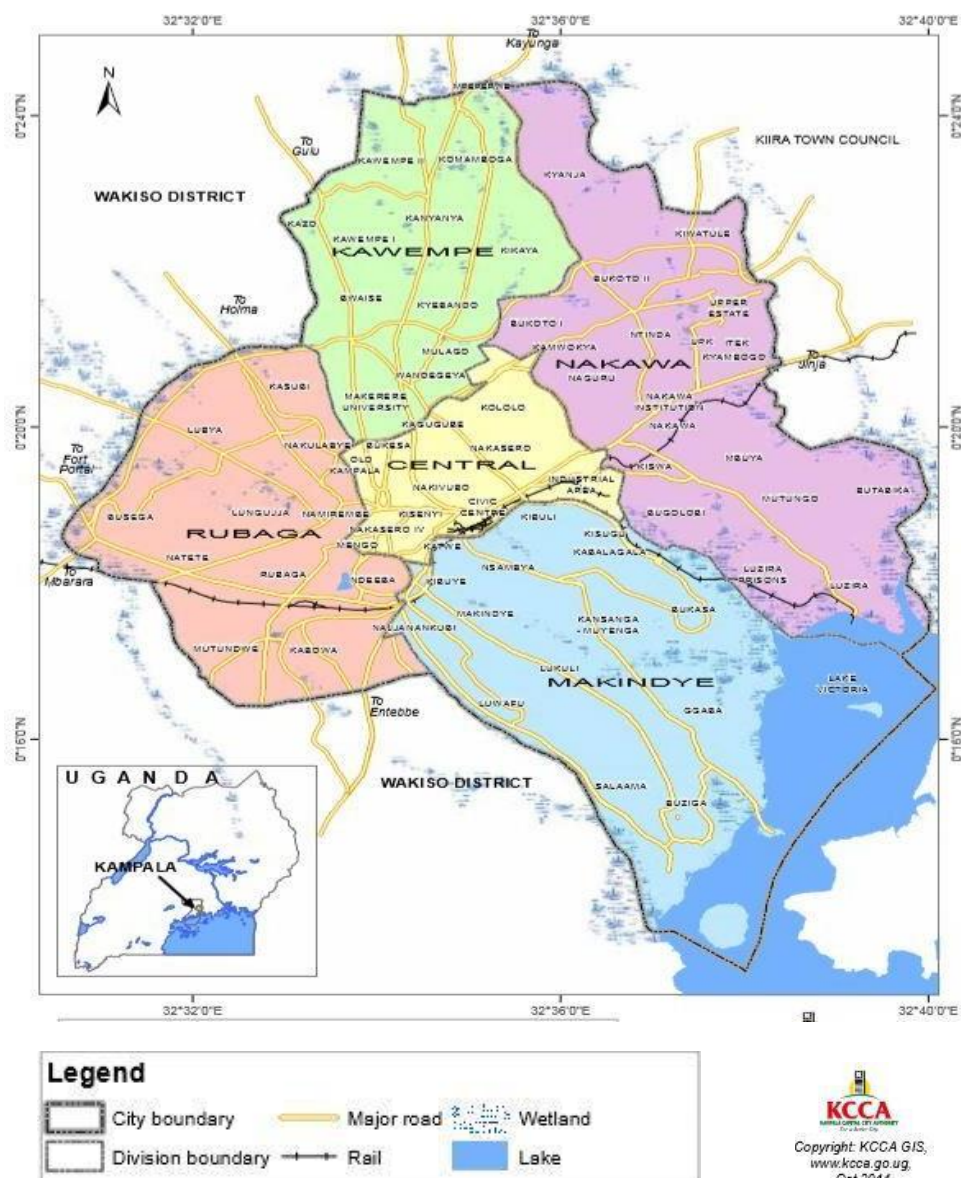


Table 3: Kampala Divisions by Size

Division	Size Km ²
Central	15.2
Kawempe	30.9
Lubaga	58.6
Makindye	52.8
Nakawa	36.9
Total	194.3

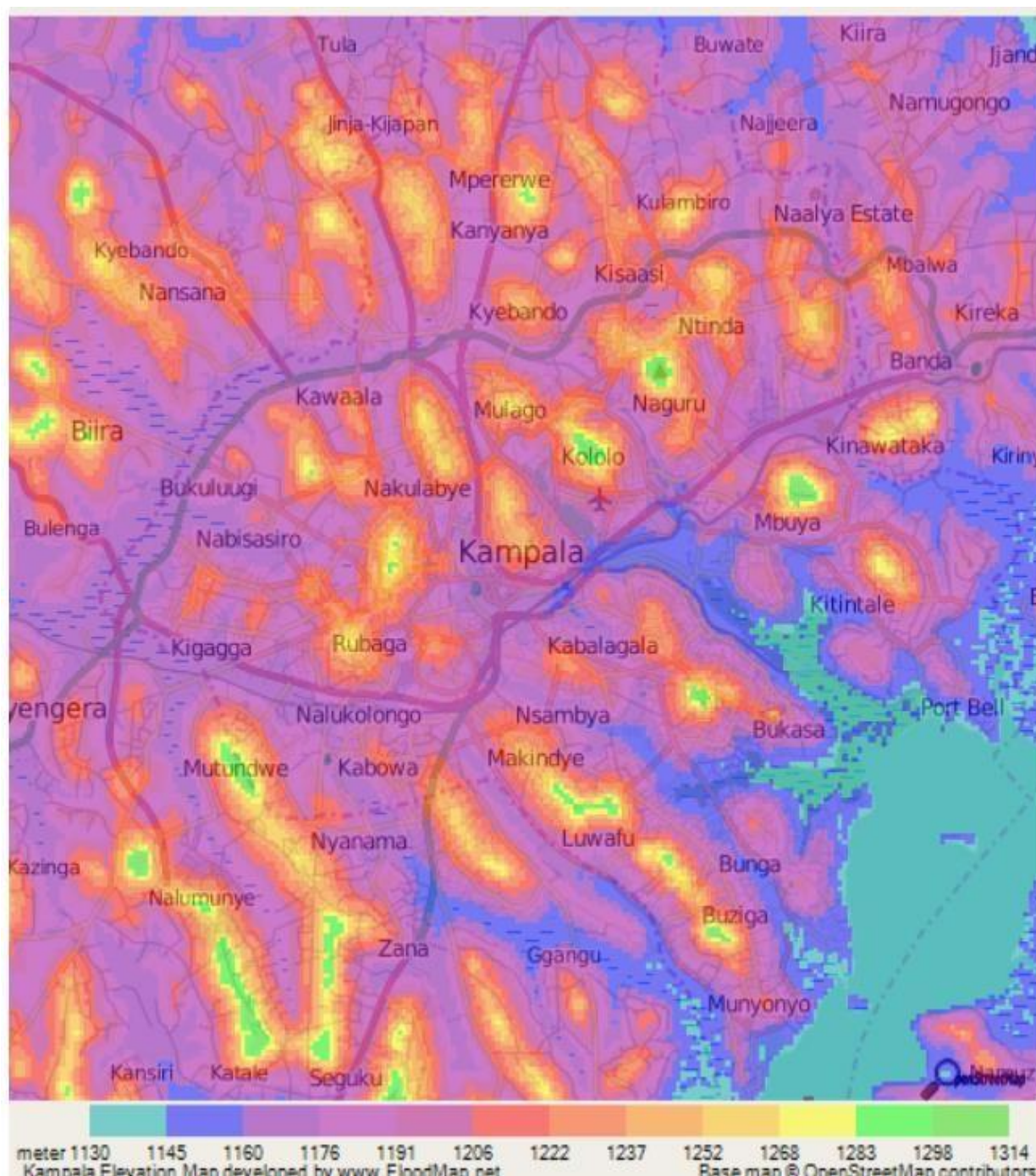
Figure 4: Map of Kampala by Divisions



1.5 Topography

Kampala is a hilly place with its valleys filled with sluggish rivers/ swamps. The highest point in the city proper is the summit of Kololo hill at 1,311 m (4302 ft), located in the centre of the city and the lowest point at the shores of Lake Victoria south of the city centre at altitude of 1,135 m (3,724 ft).

Figure 5: Topography of Kampala



1.6 View of Kampala from space and some images around Kampala

Figure 6: The image below shows Kampala Capital City from space

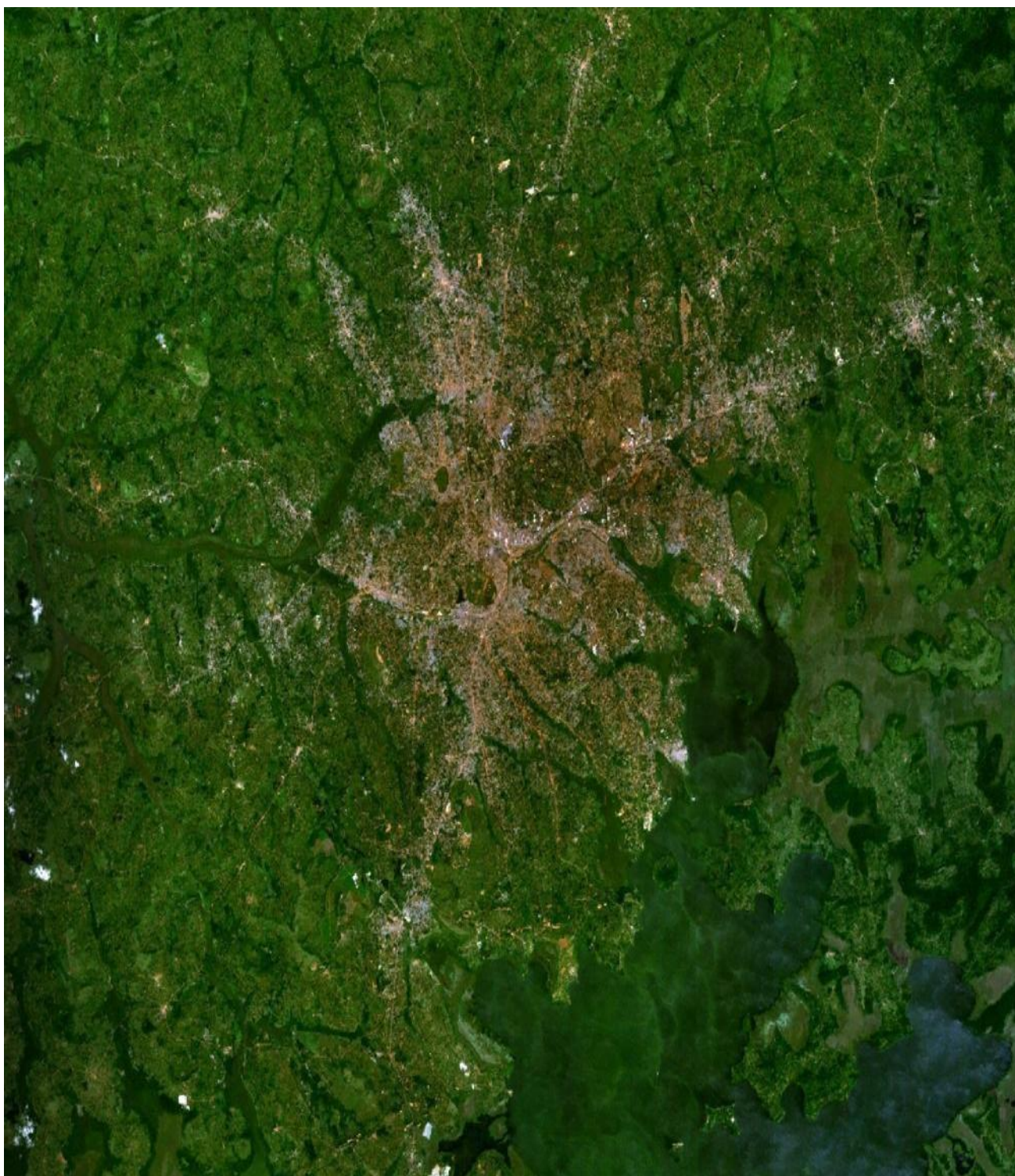
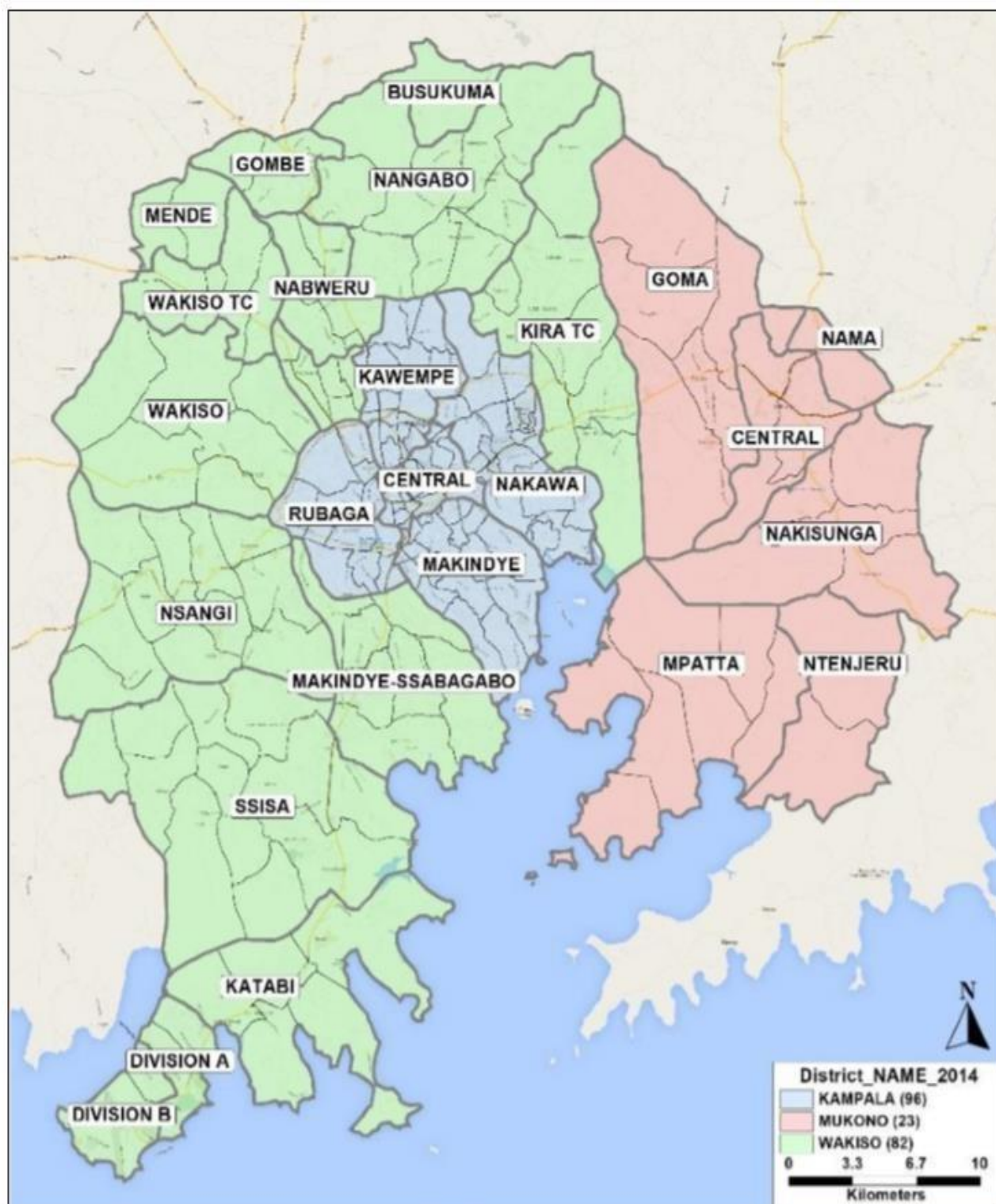


Figure 7: GKMA Spatial Scope- Parishes, Sub Counties and District



Images of Kampala



a) Kampala Skyline, b) Bahai Temple, c) Arch at the Old Kampala Mosque, d) Makerere University e) NSSF building, f) Canoe on Lake Victoria

1.7 Climate and Vegetation

Under the Köppen-Geiger climate classification system, Kampala is said to have a tropical rainforest climate. Kampala's weather features two annual wet seasons. There is a long rainy season from August to December and a short rainy season from February to June. However, the shorter rainy season sees substantially heavier rainfall per month, with April typically seeing the heaviest amount of precipitation at an average of around 169 millimetres (6.7 in) of rain. However, it's important to note that the weather patterns in Kampala have changed over the past years with more dry spells and less rainfall. Table 4 demonstrates Kampala's climate data in detail.

Table 4: Climate Data for Kampala

Month	Jan	Feb	Mar	Apr	May	Jun	Jul	Aug	Sep	Oct	Nov	Dec	Year
Record high °C (°F)	33 (91)	36 (97)	33 (91)	33 (91)	29 (84)	29 (84)	29 (84)	29 (84)	31 (88)	32 (90)	32 (90)	32 (90)	36 (97)
Average high °C (°F)	28.6 (83.5)	29.3 (84.7)	28.7 (83.7)	27.7 (81.9)	27.3 (81.1)	27.1 (80.8)	26.9 (80.4)	27.2 (81.0)	27.9 (82.2)	27.7 (81.9)	27.4 (81.3)	27.9 (82.2)	27.8 (82.0)
Daily mean °C (°F)	23.2 (73.8)	23.7 (74.7)	23.4 (74.1)	22.9 (73.2)	22.6 (72.7)	22.4 (72.3)	22.0 (71.6)	22.2 (72.0)	22.6 (72.7)	22.6 (72.7)	22.5 (72.5)	22.7 (72.9)	22.7 (72.9)
Average low °C (°F)	17.7 (63.9)	18.0 (64.4)	18.1 (64.6)	18.0 (64.4)	17.9 (64.2)	17.6 (63.7)	17.1 (62.8)	17.1 (62.8)	17.2 (63.0)	17.4 (63.3)	17.5 (63.5)	17.5 (63.5)	17.6 (63.7)
Record low °C (°F)	12 (54)	14 (57)	13 (55)	14 (57)	15 (59)	12 (54)	12 (54)	12 (54)	13 (55)	13 (55)	14 (57)	12 (54)	12 (54)
Average rainfall mm (inches)	68.4 (2.69)	63.0 (2.48)	131.5 (5.18)	169.3 (6.67)	117.5 (4.63)	69.2 (2.72)	63.1 (2.48)	95.7 (3.77)	108.4 (4.27)	138.0 (5.43)	148.7 (5.85)	91.5 (3.60)	1,264.3 (49.77)
Average rainy days (≥ 1.0 mm)	4.8	5.1	9.5	12.2	10.9	6.3	4.7	6.7	8.6	9.1	8.4	7.4	93.7
Average relative humidity (%)	66	68.5	73	78.5	80.5	78.5	77.5	77.5	75.5	73.5	73	71.5	74.5
Mean monthly sunshine hours	155	170	155	120	124	180	186	155	150	155	150	124	1,824

Source: Wikipedia, 2019: <https://en.wikipedia.org/wiki/Kampala>

CHAPTER TWO: CITY ADMINISTRATION

2.1 City Governance

Kampala was in the post-independence period managed under the Local Government setting which was a product of traditional and colonial structures. The lower levels (village Local Councils, wards, parishes) frequently reflect old historic boundaries and interests (village land holdings, denominational parishes/areas, historic natural boundaries, etc.). Under the Local Government setting, villages were classified as towns and towns as municipalities once size thresholds are attained and verified in census data. As a result, municipal structures and boundaries inevitably lag behind developmental trends, frequently very significantly so.

This was very evident in Kampala where development trends outstripped administrative boundaries, frequently leaving many without effective service access. For example, Kampala's boundaries are generally unidentifiable and only identifiable by clear natural barriers as wetlands. Secondly, large contiguous relatively densely developed areas are still served by rural compatible sub-county administrative structures typical with Local Government structures.

Over the years, the sprawl of Kampala outstripped the capacity of the City infrastructure to support the effective delivery of effective public services. Along with the infrastructural constraints, was the element of mismanagement and poor City governance manifested in low levels of adherence to rules and regulations leading to errant behaviours, rampant corruption and fraud.

With the breakdown in the governance structures, service delivery was totally affected. Kampala that had once had the best road networks, best health system and an education system to reckon with in the region, was fast eroding.



In 2009, and in realisation of the need to reverse the deteriorating City status, a study on transforming Kampala City from a Local Government to a corporate entity was initiated under the Kampala Institutional and Infrastructural Development Programme (KIIDP). A Bill for an Act of Parliament was presented following a lengthy consultative process. It was debated, amended and finally passed in 2010 by Parliament as the Kampala Capital City Act, 2010



THE KAMPALA CAPITAL CITY ACT, 2010. An Act to provide, in accordance with article 5 of the Constitution of the Republic of Uganda, for Kampala as the capital city of Uganda; to provide for the administration of Kampala by the Central Government; to provide for the territorial boundary of Kampala; to provide for the development of Kampala Capital City; to establish the Kampala Capital City Authority as the governing body of the city; to provide for the composition and election of members of the Authority; to provide for the removal of members from the Authority; to provide for the functions and powers of the Authority; to provide for the election and removal of the Lord Mayor and the Deputy Lord Mayor; to provide for the appointment, powers and functions of an executive director and deputy executive director of the Authority; to provide for lower urban councils under the Authority; to provide for the devolution by the Authority of functions and services; to provide for a Metropolitan Physical Planning Authority for Kampala and the adjacent districts; to provide for the power of the Minister to veto decisions of the Authority in certain circumstances and for related matters.

The 2010 Act was amended in 2019 by the

THE KAMPALA CAPITAL CITY (AMENDMENT) ACT, 2019. An Act to amend the Kampala Capital City Act, 2010, to streamline and strengthen the governance of the Capital City in accordance with article 5(4) of the Constitution; to clarify the roles of the Lord Mayor and Deputy Lord Mayor; and to provide for related matters.

2.2 Kampala Capital City Authority – KCCA

KCCA is the governing body of the Capital City and was established to administer the Capital City on behalf of the central government. KCCA is the legal entity, established by an Act of Parliament as provided in the KCC Act 2010 Part III, Clause 5. It became operational in April 2011 replacing the Kampala City Council (KCC).

In 2011, the affairs of Kampala were brought under the direct supervision of the central government through the Ministry for Kampala Capital City and Metropolitan Affairs.

KCCA has the Political wing and the Technical wing and in accordance to the KCC Amendment Act of 2019, the council is the governing body of the Authority.

Vision: To be a vibrant, attractive and sustainable city.

Mission: To deliver quality services to the city.

Core Values

Client Care: We shall attend to client needs fairly and professionally in a timely manner

Integrity: We shall be honest, transparent and accountable in the execution of our Work

Team work: We shall support and respect each other

Innovativeness: We shall use creative approaches in addressing clients' needs

Excellence: We shall deliver a high standard of Performance that exceeds client's expectations

2.3 Kampala Political Representation and Governance

Kampala Capital City even under its unique status has a number of political representations and governance structures including among others:

1. Ministerial Level
2. Resident City Commissioners Office
3. Parliament
4. KCCA Councils
5. Local Councils

2.3.1 Ministry for Kampala Capital City and Metropolitan Affairs

Table 5: Ministers for Kampala Capital City from 2010 – 2019

Period	Name	Position
Dec. 2019 -to-date	Betty Amongi Ongom	Minister for Kampala Capital City and Metropolitan Affairs
2016 – to-date	Benny Nalongo Namugwanya	Minister of State for Kampala Capital City and Metropolitan Affairs
2016—2019	Olive Betti Kanya	Minister for Kampala Capital City and Metropolitan Affairs
2012 - 2016	Frank Kagyigyi Tumwebaze	Minister of the Presidency and Kampala Capital City Authority
2011-2012	Princess Kabakumba Labwoni Masiko	Minister of the Presidency and Kampala Capital City Authority
2010-2011	Beatrice Mukaye Wabudeya	Minister for Kampala Capital City Authority

2.3.2 Parliament Representation

Kampala City is represented in the Parliament of Uganda through 9 constituencies. The current Parliamentary representation (2016-2021) is listed in table 6.

Table 6: Kampala's Parliamentary Representatives (2016-2021)

	Name	Constituency
1	Muhammad Nsereko	Kampala Central Division
2	Latif Sengendo Ssebagala	Kawempe Division North
3	Mubarak Munyagwa	Kawempe Division South
4	Ibrahim Kasozi	Makindye Division East
5	Allan Ssewanyana	Makindye Division West
6	Michael Kabaziguruka	Nakawa Division
7	Moses Kasibante	Lubaga Division North
8	Kato Lubwama	Lubaga Division South
9	Nabilah Naggayi Sempala	Women's Representative

2.3.3 Resident City Commissioner

Part IX of the KCC Act 2010 provides for the position of Resident City Commissioner (RCC) that is appointed by the President.

Table 7: Resident City Commissioner Current Office Bearers-

Position	Name
Resident City Commissioner	Faridah Mayanja Mpiima
Deputy RCC – Central Division	Hawa Namugenyi
Deputy RCC – Kawempe Division	Vacant
Deputy RCC – Lubaga Division	Daniel Kabunga Sentamu
Deputy RCC – Makindye Division	Ibrahim Kagolola
Deputy RCC – Nakawa Division	Herbert Anderson Burora

Functions of the Resident City Commissioner

(1) The Resident City Commissioner shall—

- a) represent the President and the government in the Authority;
- b) coordinate the administration of government services in the Authority;
- c) act as chairperson of the Authority security committee;
- d) advise the Lord Mayor on matters of a national nature that may affect the Authority or its plans or programmes, and particularly the relations between the Authority and the Government;
- e) monitor and inspect the activities of the Authority and where necessary, advise the Lord Mayor; and
- f) carry out such other functions as may be assigned to him or her by the President or prescribed by Parliament.

Figure 8: Kampala Capital City Authority Parliamentary Constituencies as of 1st July, 2016

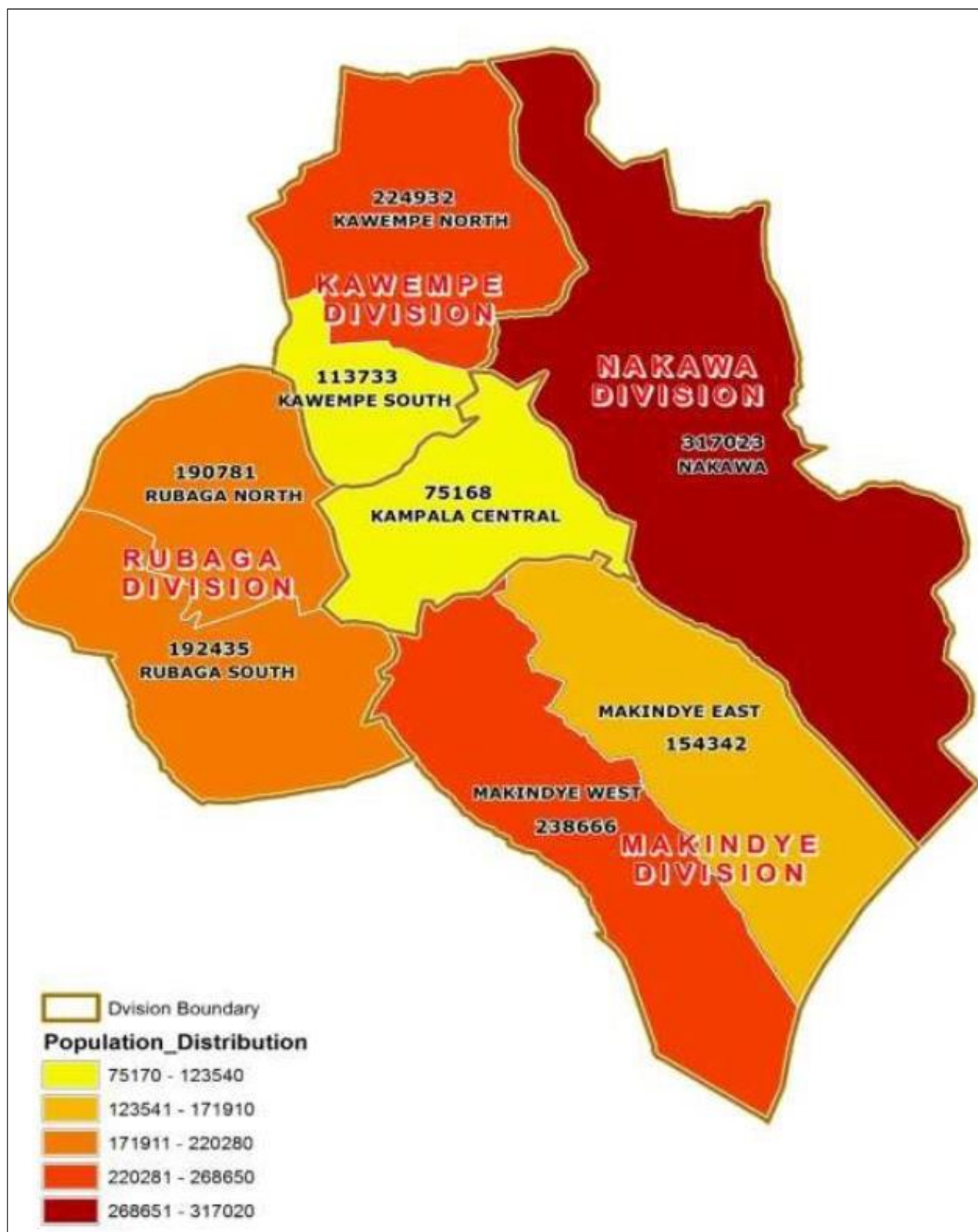
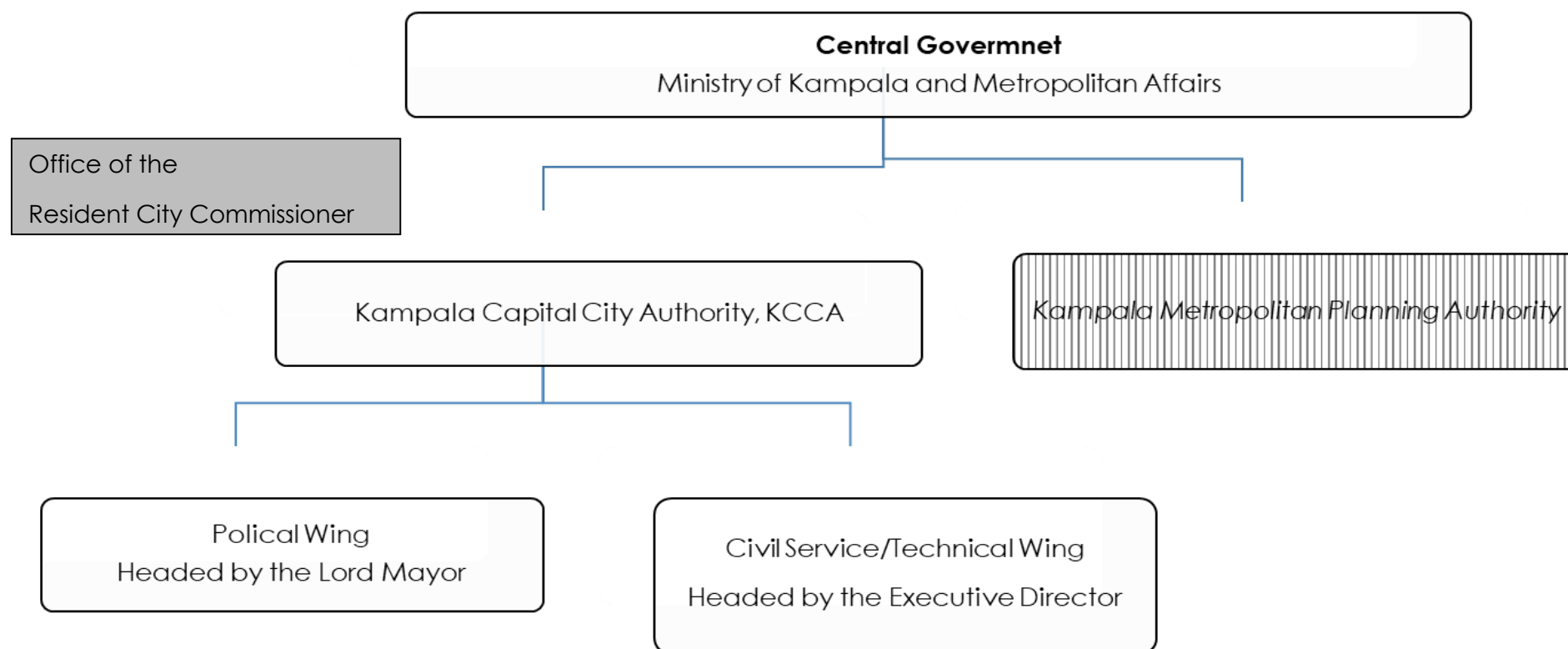


Figure 9: Governance Structure of Kampala Capital City



(2) The Resident City Commissioner may—

- a) sensitise the populace on government policies and programmes, and in so doing shall liaise with the Lord Mayor;
- b) advise the Lord Mayor to instruct the chief internal auditor to carry out a special audit and submit a report to the Authority;
- c) draw the attention of the Auditor General to the need for special investigation audits and submit a report to the Authority;
- d) draw the attention of the Inspector General of Government to the need for investigation of any cases of mismanagement or abuse of office;
- e) draw the attention of any relevant line Ministry to the divergence from or noncompliance with Government policy by any lower urban council within the Capital City;
- f) in consultation with the Lord Mayor, address the Authority from time to time on any matter of national importance.

2.3.4 KCCA Political Wing**2.3.4.1 The Council**

The council is the governing body of the Authority. The Council shall consist of the following members:

- (a) the Lord Mayor;
- (b) the Deputy Lord Mayor;
- (c) one councillor directly elected by secret ballot to represent each electoral area in the Capital City on the basis of universal adult suffrage;
- (d) two councillors representing the youth, one of whom shall be female;
- (e) two councillors with disability representing persons with disabilities, one of whom shall be female;
- (f) women councillors forming one third of the Council such that the councillors elected under paragraphs (c), (d) and (e) shall form two thirds of the Council;
- (g) two councillors representing the workers, one of whom shall be female; and (II) two councillors representing the elderly, one of whom shall be female.

2.3.4.2 Speakers and Deputy Speaker

The KCCA Amendment Act 2019, provides for the position of Speaker and Deputy Speaker of the Council whose functions are: a) preside over all meetings of the Council; b) be charged with the overall authority for the preservation of order in the Council and ensuring the enforcement of the rules of procedure of the Council; and c) perform functions which are similar to those of the Speaker of Parliament as may be consistent with this Act. The introduction of the Speaker and Deputy Speaker position was also introduced at the Urban Division Council level.

Subsequently, on 5th March 2020, the first elections for the position of speaker were held for the Authority and for the five divisions of Kampala.

Table 8: Kampala Division and Authority Speakers

Authority Level	Speaker	Deputy Speaker
	Abubaker Kawalya	Bruhan Byaruhanga
Division Level	Speaker	Deputy Speaker
Central	Slyvia Bahemurwaki	Eva Kyazika
Kawempe	George Onesmus Mutumba	Hamida Nambajjwe
Lubaga	Musah Mbaziira	Kenneth Ssonko
Makindye	Muzafaru Kiyemba	Aisha Nabasirye Gitta
Nakawa	Moses Mubiru	Ali Kalule

2.3.4.3 The Lord Mayor

The political wing of KCCA is headed by the Lord Mayor who also serves as the political head of the Capital City and chairs the Executive Committee of the Council. The Lord Mayor is deputised by the Deputy Lord Mayor who is appointed from among the members of the Authority by the Lord Mayor with the approval of the Authority.

Table 9: Mayors of Kampala 1950 – 2019

YEARS	Name	Position
2016-2021	Erias Lukwago	Lord Mayor
June 2020	Ms Doreen Nyanjura	Deputy Lord Mayor
2016-June 2020	Sarah Kanyike	Deputy Lord Mayor
2011-2016	Erias Lukwago	Lord Mayor
1999-2006	Ssebaana Kizito	Lord Mayor
1998	Al-Haji Nasser Ntege Ssebagala	Mayor
1998-1997	Christopher R.M.Iga	Mayor
1974-1978	Y.Walusimbi Mpanga	Mayor
1968-1969	A.G.Mehta	Mayor
1965-1968	W.Y.Nega	Mayor
1963-1965	P.N.Kavuma	Mayor
1961-1962	Mrs.B.Saben	Mayor
1959-1961	S.W.Kulubya	Mayor
1956-1958	N.T.Kher	Mayor
1955-1956	K.H.Dale	Mayor
1950-1955	Sir.Amar Maini	Mayor
--- 1950	C.E.Develin	Mayor

2.3.4.5 Standing Committees of the Authority

Clause 16 of Part III of the KCC Act 2010 provides that The Authority shall appoint standing committees not exceeding the number of Directorates of the Authority and other committees necessary for the efficient discharge of its functions. In accordance with the above provision there are 10 Standing Committees that are aligned to the ten (10) Authority Directorates.

2.3.4.6 KCCA Public Accounts Committee

The KCC Act 2010, under Clause 58. Capital City Public Accounts Committee, provides that there shall be established for the Capital City, a Public Accounts Committee consisting of a chairperson and four other members appointed by the Authority on the recommendation of the Lord Mayor and with the approval of the Minister.

In fulfilment of the above, the Public Accounts Committee was constituted in 2016, for a period of five years, took oath of Office on the 8th of February 2017 and has since commenced operations. The Committee is chaired by Mr. Bob Kabaziguruka. Other Committee members include.

1. Mrs. Maria Ssentamu Nabbanja -
2. Mr. Michael Tugetwena -
3. Mr. Potlan K. Ssengendo -
4. Mrs. Betty Bainomugisha Ntuhe

2.3.4.7 Lower urban councils of the Authority

The KCC Act 2020 under Part V sub section 20 and under part VI provides that the Capital City shall have the following lower urban councils; (a) division urban councils; (b) ward urban councils; and (c) village urban councils. There shall also exist under the Authority, street committees.

Division Urban Councils

Kampala is currently divided into 5 urban Divisions namely: Central, Kawempe, Lubaga, Makindye and Nakawa Divisions. There are the five Division Urban Councils which are headed by the Division Chairpersons who are also known as the Division Mayors. Table 10 shows a list of all the Division Urban Mayors between 2011 – 2019.

Table 10: Division Urban Mayors 2011 – 2019

Division	Period	Name
Central	2016- 2020	Salongo Sserunjongi
	2011-2016	Hajji Godfrey Nyakana
Kawempe	2016- 2020	Dr. Emmanuel Serunjongi
	2011-2016	Hajji Mubarak Munyagwa
Lubaga	2016- 2020	Owekitibwa Joyce Nabooza Ssebuggwawo
	2011-2016	Ow'ekitibwa Joyce Nabooza Ssebuggwawo
Makindye	2016- 2020	Kasiye Nganda Mulyanyama
	2011-2016	Dr. Ian Clarke
Nakawa	2016- 2020	Eng. Ronald Balimwenzu
	2011-2016	Mr. Benjamin Kalumba

Local Councils

Local Councils (LCs) are political administrative units at District level. In Kampala, and indeed other Districts of Uganda, these consist of LC V, LC III, LC II, and LC I. The LC V Chairman is also the District Chairperson and Mayor. The role of LC I among others, is to maintain law, order and security at the village level.

Table 11: Number of LC III, LCII and LC1 in Kampala by Division

Division	Number of LC IIIs	Number of LCIIIs	Number of LC1s
Central	1	20	135
Kawempe	1	21	120
Lubaga	1	11	133
Makindye	1	20	242
Nakawa	1	23	229
Total	1	95	859

Source: KCCA Ward Administrators, 2019

Other Lower urban councils: whereas the KCC Act 2010 provides for street committees: these have not been formed




Figure 10: Structure of the Kampala Capital City Authority Political Wing

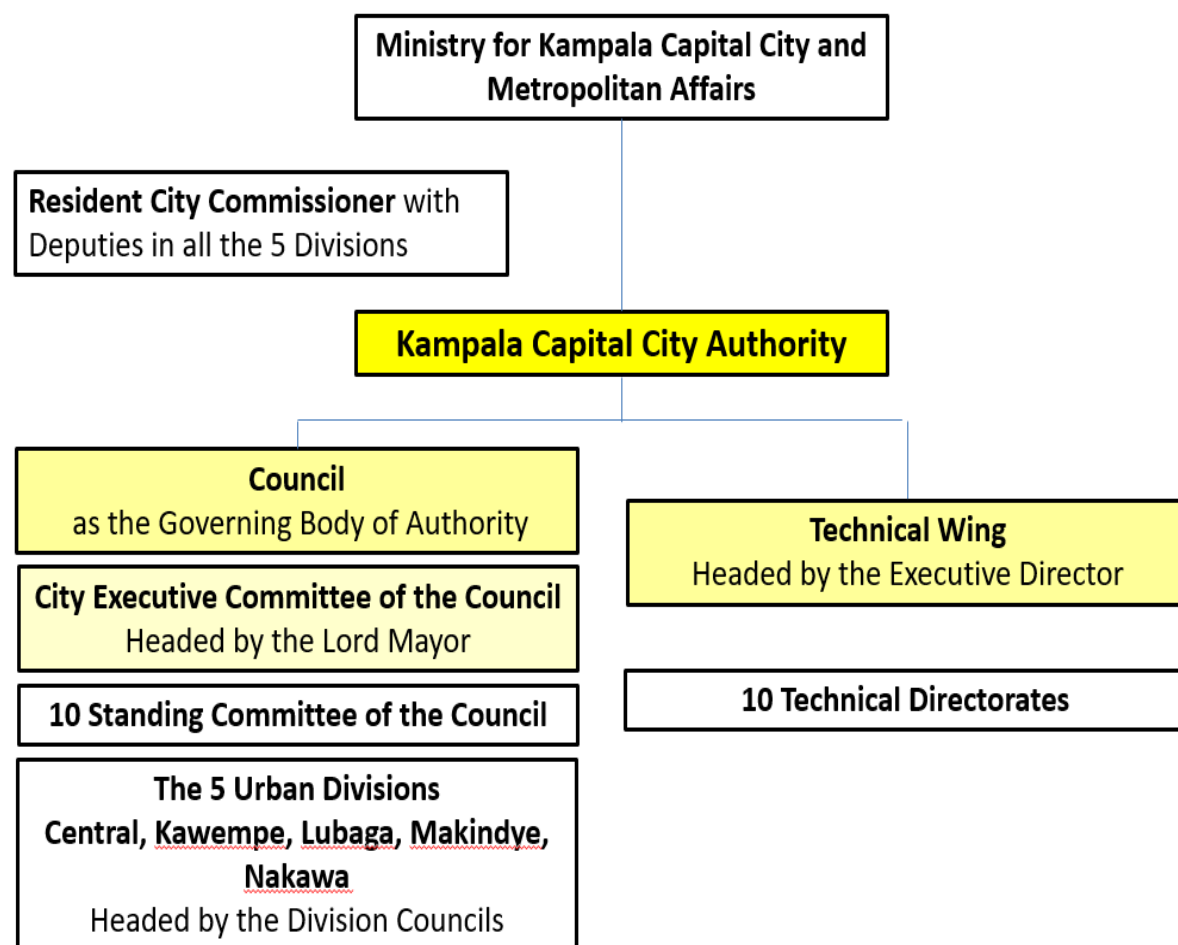


Table 12: Composition of KCCA Political Wing

Position	Nos.
Speaker of the Council	1
Deputy Speaker of the Council	1
Lord Mayor	1
Deputy Lord Mayor	1
Speakers of the Urban Division Councils	
Deputy Speaker of the Council	5
Urban Division Mayors	5
Authority Councillors	34
<i>Urban Division Councillors</i>	
Central	39
Kawempe	45
Lubaga	45
Makindye	46
Nakawa	43
Total	276

Lower urban councils of the Authority

- division urban councils** – there are currently five (5) fully constituted division urban councils
- ward urban councils** and **village urban councils** have their representation in the Local Council III, II and I structure;
- street committees**- there are currently no constituted street committees

2.4 KCCA Civil Service -Technical Wing

2.4.1 The KCCA Executive Director

The KCC Act 2010, Clauses 17- 19 provides for the position of the Executive Director; appointed by the President on the advice of the Public Service Commission; as the Chief Executive of the Authority and to be the head of the public service in the Authority, to head the administration of the Authority, including divisions and wards; and (b) to be the Accounting Officer of the Authority.

Table 13: Executive Directors 2011-2020

Period	Name	Position
Aug 2020 to date	Doroth Kisaaka	Executive Director KCCA
Dec 2018- July 2020	Eng. Andrew Kitaka	Ag. Executive Director KCCA
2011-2018 (Dec)	Jennifer Semakula Musisi	Executive Director KCCA

2.4.2 The KCCA Deputy Executive Director

The KCC Act 2010, Clauses 23 provides for the position of the Deputy Executive Director; appointed by the President on the advice of the Public Service Commission

Table 14: Deputy Executive Directors 2011-2020

Period	Name	Position
August 2020 – to date	Eng. David Luyimbazi Ssali	Deputy Executive Director KCCA
2017- July 2020	Mr. Samuel Sserunkuuma	Ag. Deputy Executive Director KCCA
2016- 2017	Eng. Andrew Kitaka	Ag. Deputy Executive Director KCCA
2012-2016	Dr. Judith Tukahirwa Tumusiime	Deputy Executive Director KCCA

2.4.3 Directorates and Directors

Part A of the Fifth Schedule to KCC Act 2010 gives guidelines on the formation of Directorates. There are currently 10 Directorates of the Authority as follows;

1. Administration and Human Resources Management;
2. Treasury Services;
3. Engineering and Technical Services;
4. Public Health and Environment;
5. Education and Social Services;
6. Legal Affairs;
7. Revenue Collection;
8. Gender, Community Services and Production;
9. Internal Audit;
10. Physical Planning.

For Units that offer cross cutting and support services to the Authority and not provided for in the above formation, including Information and Communications Technology (ICT), Public and Corporate Affairs (PCA), Strategy Management and Business Development, Procurement and Disposal Unit, Land Management and Executive Support, are provided for under the Corporate Support Unit under the Executive Directors Office.

The Directorates and Units are headed by Directors or Deputy Directors that are appointed by the President on the advice of the Public Service Commission.

2.4.4 Town Clerks

Part VI, Clauses 30 - 31 of the KCC Act 2010 provides that the division urban council shall be managed by the division town clerk. It further states that the division town clerk shall be the head of the public officers of the division council and shall be the accounting officer of the division urban council.

A list of Directors, Deputy Directors and Division Town Clerks, 2019 is in the Annex 1.

Figure 11: KCCA Civil Service Organisational Structure

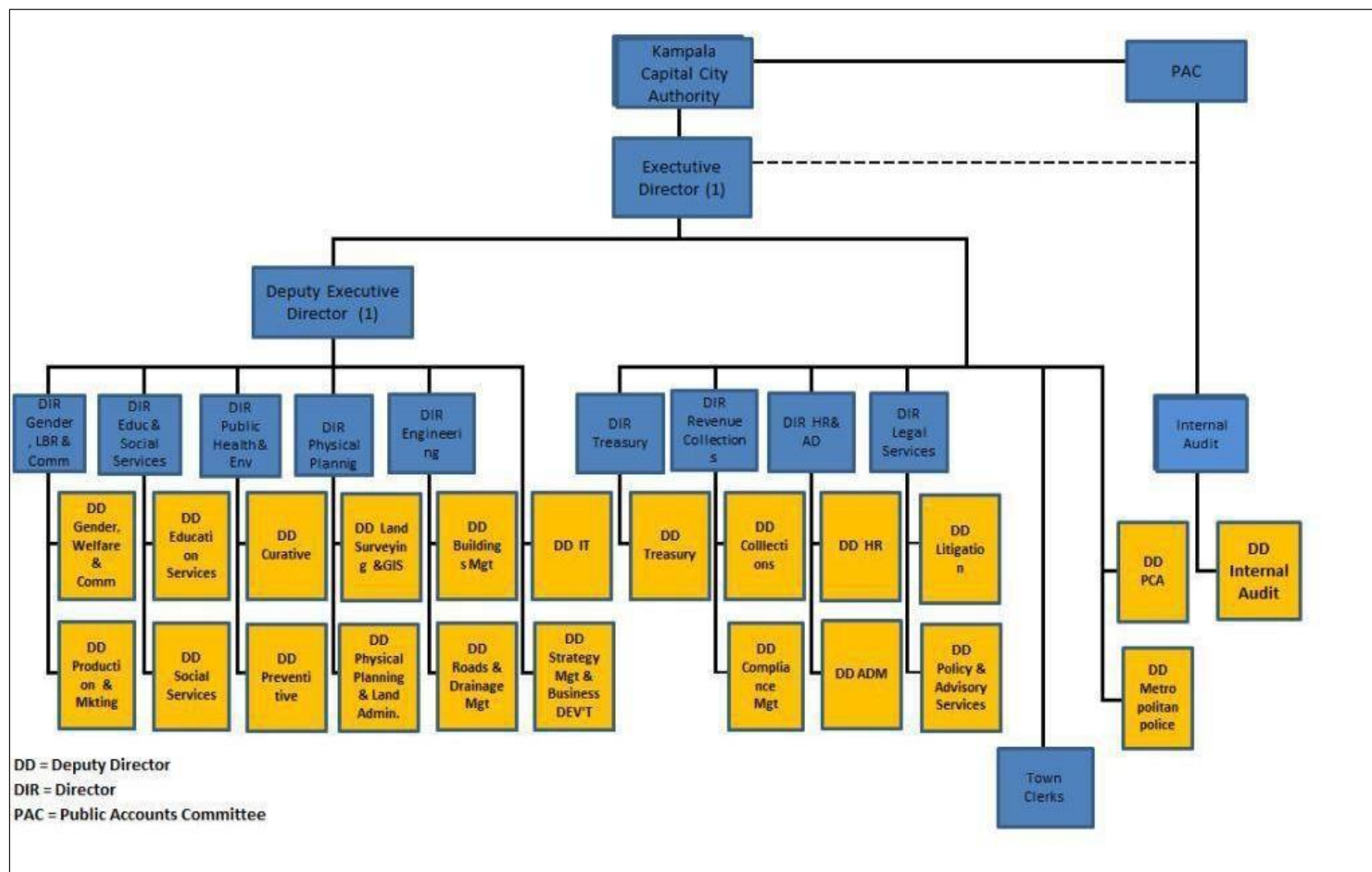
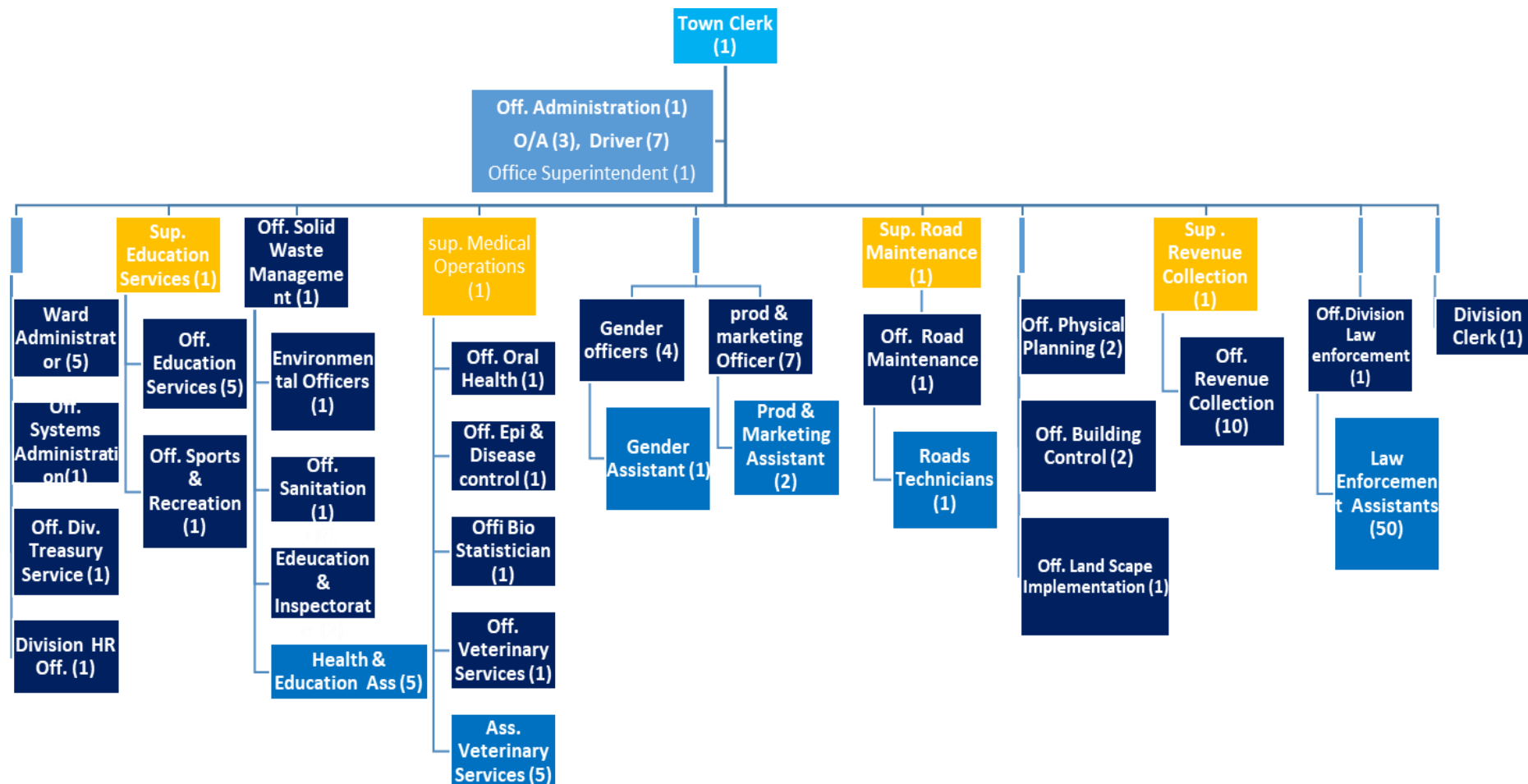


Figure 12: Structure for the Technical Wing at the Division – Urban Level



Refer to Annex 1 for more information about the city's administration.

2.5 Cities with which Kampala Collaborates

2.5.1 Twinning Arrangements with International Local Governments or Local Authorities

In an effort to foster human contact and cultural links between Kampala and other local governments, Cities and other entities, Kampala has official twinning arrangements with the following entities:

- Kampala - Addis Ababa (Ethiopia)
- Kampala – Kiabu (Kenya)
- Kampala – Chengdu (China)
- Kampala - Weinan City, China
- Kampala - Rochdale Cosmopolitan City of UK

2.5.2 Cities with which there are on-going efforts for twinning include:

- Bordeaux (France)
- Kampala - Kigali (Rwanda)
- Istanbul, Turkey

2.6 Some of the Development Partners, KCCA Dec 2019



Kingdom of the Netherlands



Japan International Cooperation Agency



African Development Bank



European Union



Bill and & Melinda Gates Foundation



Empowered lives.
Resilient nations.



CHAPTER THREE: DEMOGRAPHIC AND SOCIO-ECONOMIC CHARACTERISTICS

3.1 Demographic and Socio-Economic Data

Demographic and socio-economic data are useful for planning and evidence-based decision making in any Society. This data is collected through Population Censuses, Demographic and Socio-economic Surveys, Civil Registration Systems and other Administrative sources. In Kampala as in the rest of the Country, however, the Population and Housing Census remains the main source of demographic data, especially at the sub-national level. The last National Population and Housing Census was carried out in 2014 and the results form a greater part of the Statistics in this Abstract.

Ethnicity: Kampala has a diverse ethnic population. The city's ethnic makeup has been defined by political and economic factors.

Language: Although many Kampala residents have been born and brought up in the city, they still define themselves by their tribal roots and speak their ancestral languages. This is more evident in the suburbs, where tribal languages are spoken widely alongside English, Luganda, and Swahili (more recently introduced). In addition to the Baganda and Banyankole, other large ethnic groups include: the Basoga, Bafumbira, Batoro, Bakiga, Alur, Bagisu (better known as Bamasaba), Banyoro, Iteso, Langi, and Acholi.

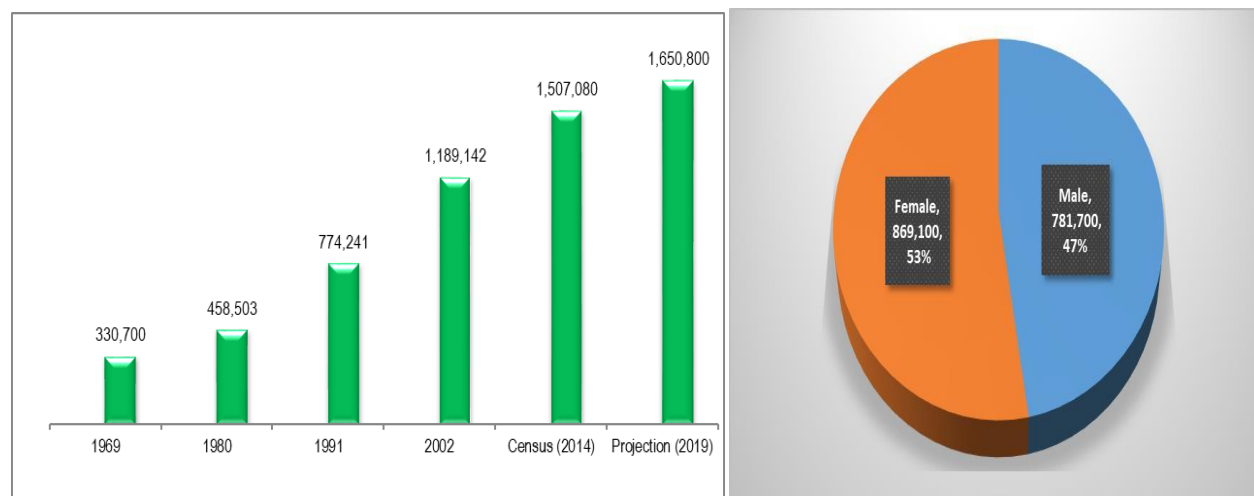
Population: Kampala is among the fastest growing cities in Africa with an annual population growth rate of 4.03 percent. Table 15 shows the population growth rate of Kampala since the 1969 population census to the 2019 projection.

Table 15: Population of Kampala (1969 – 2019)

Year	1969	1980	1991	2002	Census 2014	Projection 2019
Population	330,700	458,503	774,241	1,189,142	1,507,080	1,650,800
Male	182,863	232,215	377,225	569,075	712,762	781,700
Female	147,837	226,288	397,016	620,067	794,318	869,100

Source: UBOS, Census Population Figures by District (1969-2014) and 2019 Projections

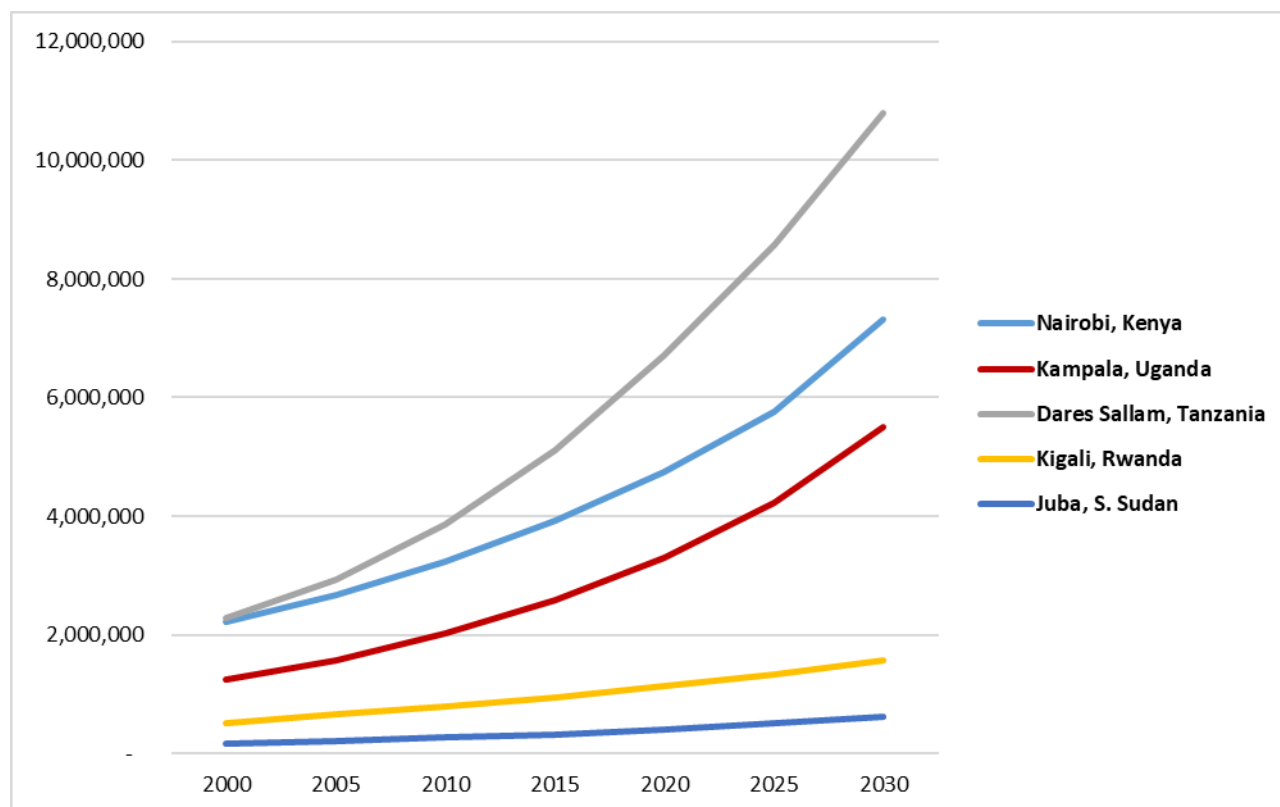
Figure 13: Kampala's Population Trend (1969 – 2019) and Kampala's Population by Gender, 2019



Source: UBOS, Census Population Figures by District (1969-2014)

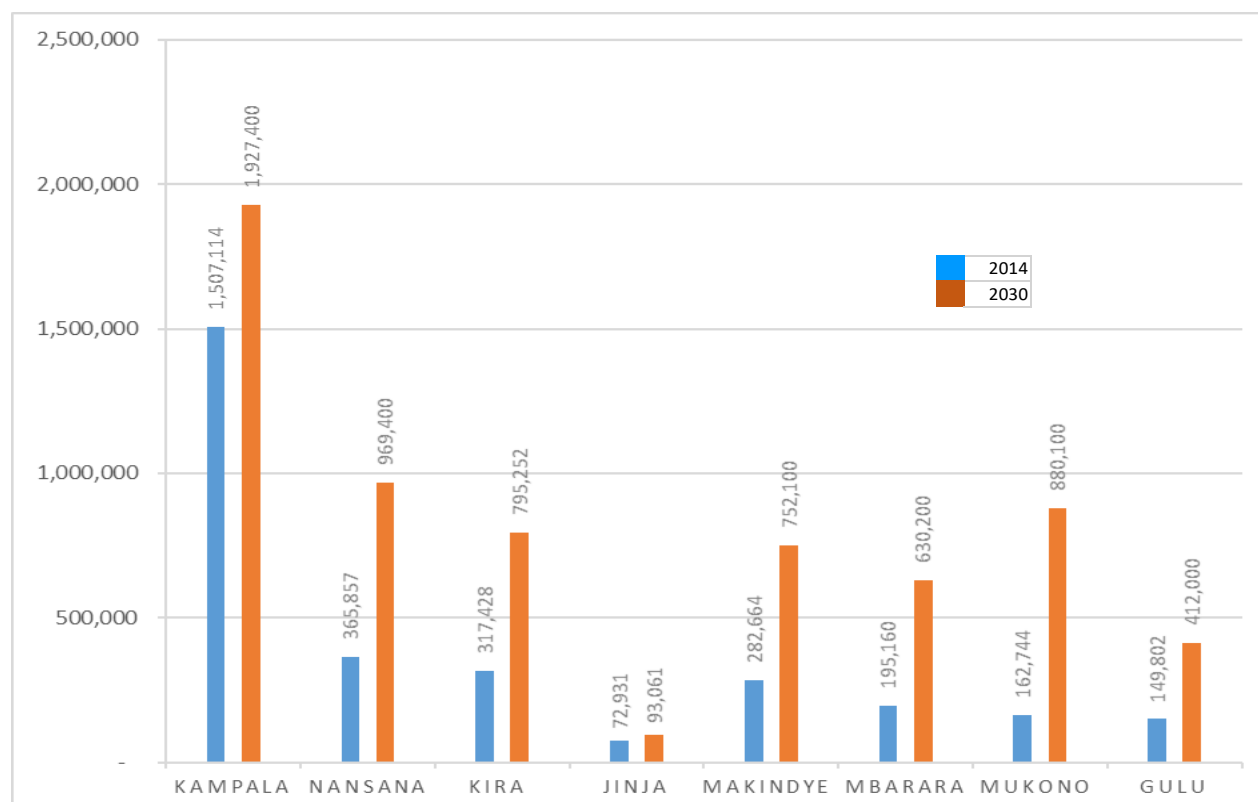
3.2 Kampala City's Population Growth Projections

Figure 14: Kampala Population Growth Projection by Regional Perspective



Source: UN Urban Futures, 2016

Figure 15: Kampala Population Growth in the GKMA Area and other Municipalities 2014 and 2030 Projections–



3.3 Extracts about Kampala from the National Census 2014

Table 16: Total Population by Sex, Sex Ratio and Population Density by Division; Kampala, 2014

Division	Male	Female	Total	Sex Ratio*	Land Area (Km2)	Population Density**
Central	37,435	37,733	75,168	99.2	15.2	4,945
Kawempe	158,768	179,897	338,665	88.3	31.0	10,925
Lubaga	176,762	206,454	383,215	85.6	36.9	10,385
Makindye	186,368	206,640	393,008	90.2	54.2	7,251
Nakawa	153,429	163,594	317,023	93.8	52.8	6,004
Total	712,762	794,318	1,507,080	89.7	190.1	7,928

* Number of Males per 100 Females

** Number of Persons per Square Km of land area

Figure 16: Extracts about Kampala Population from the National Census 2014

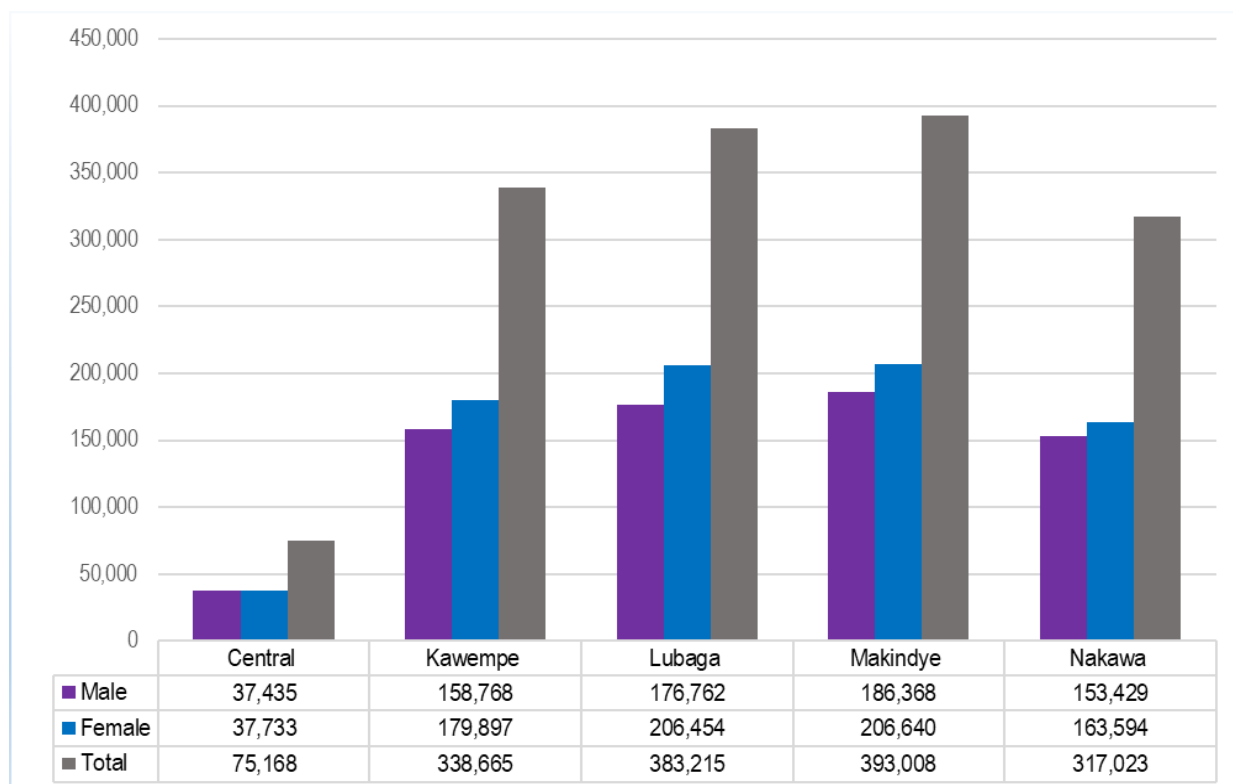
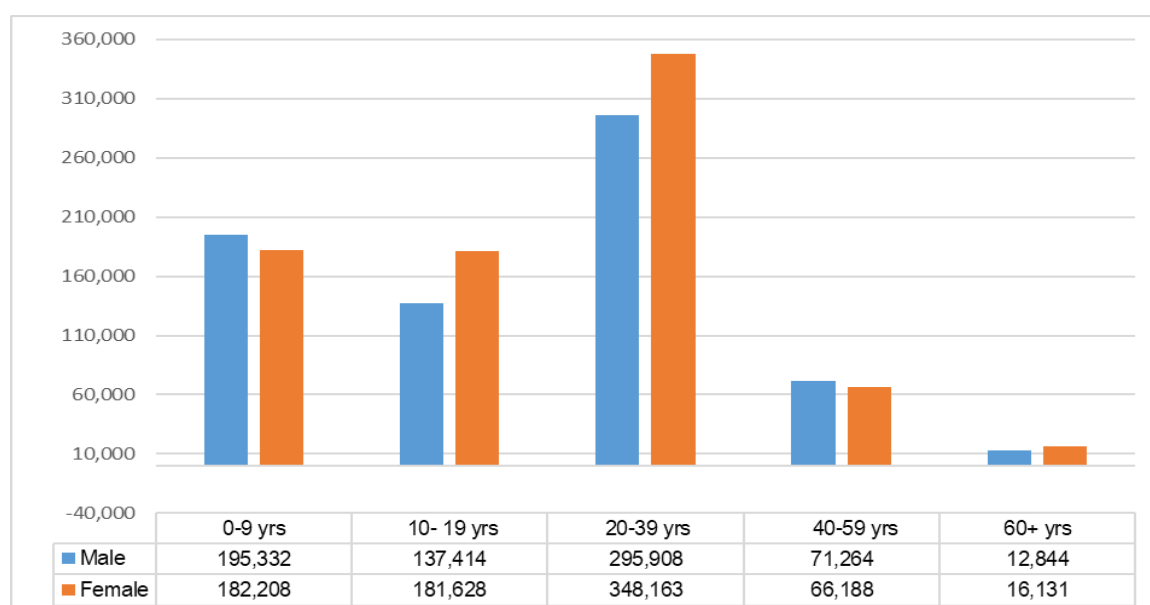


Figure 17: Total Population by Age Group and Sex



3.4 Household Statistics

Table 17: Household Statistics as per the National Population and Housing Census 2014: Area Specific Profiles – Kampala Capital City Authority

HOUSEHOLDS	Kampala											
Average Size of Household	3.8											
	Number	%	Number	%	Number	%	Number	%	Number	%	Number	%
Households with less than 2 meals a day (%)	58,970	14.23	2,661	11.5	14,648	15.55	15,150	14.4	16,523	15.1	12,075	12.9
Owner occupied Dwellings												
Households that are owner occupied	84,809	20.5	2,422	10.5	19,748	19.35	21,862	20.8	21,680	19.95	19,097	22.8
Male headed households that are owner occupied	57,981	20.1	1,542	9.9	13,338	18.65	14,705	20.1	14,710	19.4	13,686	22.9
Female headed households that are owner occupied	26,828	21.3	880	11.6	6,410	21.1	7,157	22.3	6,970	21.2	5,411	22.6
	Number	%	Number	%	Number	%	Number	%	Number	%	Number	%
Total households	414,406	100	23,142	100	94,202	100.05	105,212	100	107,997	100	83,853	100
HH headed by males	288,746	69.7	15,582	67.3	65,172	68.15	73,071	69.5	75,061	69.8	598,60	71.4
HH headed by females	125,660	30.3	7,560	32.7	29,030	31.9	32,141	30.5	32,936	30.2	23,993	28.6
HH headed by children (10-17 yrs)	2,184	0.5	155	0.7	566	0.7	537	0.5	577	0.5	349	0.4
HH headed by youth (18-30 years)	178,357	43	9,538	41.2	41,746	45.4	46,381	44.1	46,413	42.9	34,279	40.9
HH headed by persons aged 60+	20,182	4.9	1,232	5.3	4,630	4.9	5,246	5.0	5,028	4.8	4,046	4.8

f	Kampala		Central		Kawempe		Lubaga		Makindye		Nakawa	
	Number	%	Number	%	Number	%	Number	%	Number	%	Number	%
2+ years with a disability	87,512	6.3	5,452	7.6	19,776	6.8	21,148	6.0	21,195	6.0	19,941	7.0
2+ years with a seeing disability	55,997	4.1	3,487	4.9	12,299	4.15	13,499	3.85	13,269	3.75	13,443	4.7
2+ years with a hearing disability	14,708	1.1	946	1.3	3,370	1.2	3,642	1.05	3,807	1.1	2,943	1.0
2+ years with a walking disability	25,067	1.8	1,679	2.3	5,974	2.05	6,284	1.8	6,277	1.8	4,853	1.7
2+ years with a remembering disability	20,841	1.5	1,415	2.0	5,149	1.85	5,190	1.5	5,030	1.4	4,057	1.4
2+ years with multiple disabilities	58,453	18.6	1,158	22.0	4,112	21.65	20,555	21.3	13,112	20.35	19,516	16.9
2-17 years with a disability	15,115	2.9	818	3.5	3,399	3.05	3,822	2.85	3,730	2.8	3,346	3.2
18-30 years with a disability	23,348	4.3	1,533	5.4	5,332	4.65	5,414	3.95	5,602	4.05	5,467	4.9
Persons 0+years with a disability	12,767	47.5	697	40.3	3,011	51.6	3,453	50.7	3,015	44.4	2,591	46.7
	313,808		17,185	9.92	62,422	10.78	283,007	10.33	75,037	9.52	76,157	9.72

Social Economic

HOUSING CONDITIONS	Kampala		Central		Kawempe		Lubaga		Makindye		Nakawa	
	Number	%	Number	%	Number	%	Number	%	Number	%	Number	%
Households living in dwelling units constructed using permanent roof materials	413,042	99.7	23,084	39.7	94,100	99.85	105,140	99.9	107,309	99.45	83,409	99.5
Households living in dwelling units constructed using permanent wall materials	392,652	94.8	20,969	30.6	89,997	94.9	103,289	98.15	101,774	93.85	76,623	91.4
Households living in dwelling units constructed using permanent floor materials	394,451	96.2	21,634	33.5	89,370	94.5	101,785	96.75	102,533	94.75	79,129	94.4
Status of Dwelling Units												
Households living in semi-permanent dwelling units	32,578	7.9	2,664	11.5	7,049	8.4	4,478	4.25	8,965	8.7	9,422	11.2
Households living in temporary dwelling units	216	0.1	5	0.0	25	0.0	13	0.0	106	0.05	67	0.1

HOUSEHOLD HEALTH AND HYGIENE	Kampala		Central		Kawempe		Lubaga		Makindye		Nakawa	
	Number	%	Number	%	Number	%	Number	%	Number	%	Number	%
Ownership of Mosquito nets												
Households that own at least a mosquito net	355,563	85.8	18930	81.8	82,352	87.0	91227	86.7	91211	84.85	71843	85.7
Households that own at least a mosquito net that was received free (Government /NGO)	232,148	65.3	13273	70.1	56,932	69.2	57,034	62.6	59845	66.5	45064	62.7
Source Of Water For Drinking												
Households that have access to piped water	341,841	82.5	19,858	85.8	74,546	79.3	82,687	78.6	92,205	85.2	72,545	86.5
Households that use a bore hole	3,864	0.9	209	0.9	958	1.05	1,152	1.3	1059	1	486	0.6
Ownership of a Toilet facility												
Households without any toilet facility	1,671	0.4	74	0.3	443	0.6	103	0.1	736	0.8	315	0.4
Households that properly dispose of solid waste	364,635	88.0	21,206	91.6	85,064	90.5	92,423	87.8	93,667	86.55	72,275	86.2
Households which are not living in decent dwellings	340,429	82.1	18,013	77.8	80,059	86.05	89,611	85.15	88,757	82.2	63,989	76.3
ACCESS TO COMMUNITY SERVICES												
a) Access to a Primary school												
Households that are 5 km or more to the nearest primary school, <u>whether public or private</u>	12,522	3.0	239	1.0	3,182	3.15	3030	2.9	4,155	3.6	1,916	2.3
Households that are 5 km or more to the nearest <u>public</u> primary school	33,050	8.0	582	2.5	8,360	8.2	9407	9	9,616	8.5	5,085	6.1
b) Access to a Secondary school												
Households that are 5 km or more to the nearest secondary school, <u>whether public or private</u>	18,051	4.4	421	1.8	5,037	4.4	4,015	3.85	5,497	4.75	3,081	3.7
Households that are 5 km or more to the nearest <u>public</u> secondary school	63,488	15.3	938	4.1	15,964	10.9	13,925	13.25	21,828	19.55	10,833	12.9
c) Access to a Health Facility												
Households that are 5 km or more to the nearest health facility, <u>whether public or private</u>	17,777	4.3	257	1.1	3,625	2.2	5,082	4.85	6492	5.65	2,321	2.8
Households that are 5 km or more to the nearest <u>public</u> health facility	75,085	18.1	1,198	5.2	13,826	7.1	21,153	20.2	25,894	23.2	13,014	15.5
d) Access to a Police post /Police station												
Households that are 5 km or more to the nearest Police Post/Police Station	28,327	6.8	400	1.7	6,809	6.7	6,662	12.7	9,794	8.55	4,662	5.6

ILLITERACY STATUS	Kampala		Central		Kawempe		Lubaga		Makindye		Nakawa	
	Number	%	Number	%	Number	%	Number	%	Number	%	Number	%
Persons 18+ years who are illiterate	48,605	5.6	3,211	6.7	11,034	6.0	11,117	5.2	13,375	6.0	9,868	5.4
Males 18+ years who are illiterate	15,653	4.0	1,217	5.1	3,526	4.3	3,585	3.8	4,492	4.4	2,833	3.3
Females 18+ years who are illiterate	32,952	7.0	1,994	8.3	7,508	7.3	7,532	6.3	8,883	7.5	7,035	7.2
Persons 10-17 years who are illiterate	15,758	6.8	900	8.0	3,262	6.5	3,608	6.0	4,549	7.4	3,439	7.2
Persons 18-30 years who are illiterate	22,047	4.1	1,480	5.2	4,881	4.2	5,105	3.8	6,250	4.5	4,331	3.9
Persons 60+ years who are illiterate	5,847	21.7	349	20.2	1,452	25.1	1,425	20.9	1,453	21.3	1,168	21.0

MARITAL STATUS	Kampala		Central		Kawempe		Lubaga		Makindye		Nakawa	
	Number	%	Number	%	Number	%	Number	%	Number	%	Number	%
Persons 10+ years who are married	240,948	40.2	11,236	37.2	53,759	38.8	63,778	41.5	63,574	40.6	48601	38.9
Persons 18+ years who are married	235,885	50.3	11,036	45.7	52,601	48.3	62,428	51.9	62,161	51.0	47659	48.8
Females 50+ years who are widowed	12,427	34.3	727	33.7	3,042	37.2	3,341	36.4	2,853	31.0	2464	32.6
Females 10-17 years who have ever been married	5,565	4.3	216	3.6	1,267	4.4	1,498	4.5	1,556	4.5	1028	3.8

Females 10-19 years who have ever been married	15,667	8.9	600	7.2	3,691	9.15	4,566	10.0	4,174	9.0	2,636	7.2
Females aged 12-17 years who have given birth	8,942	8.7	447	9.3	1,516	6.55	1,614	6.1	3,074	11.1	2291	10.6
Females aged 12-19 years who have given birth	20,166	13.4	967	13.6	3,931	11.5	4,410	11.5	6,278	15.8	4580	14.8
WORKING STATUS	Kampala		Central		Kawempe		Lubaga		Makindye		Nakawa	
	Number	%	Number	%	Number	%	Number	%	Number	%	Number	%
Persons 10-15 years who were working	12,919	7.8	630	8.0	2,779	7.1	2,656	6.3	4,479	10.2	2,375	7.0
Persons 10-17 years who were working	28,294	12.2	1,451	12.9	6,173	11.5	6,378	10.8	9,056	14.6	5,236	11.0
Persons 18-30 years who were working	320,871	59.7	16,791	59.1	70,867	58.5	80,405	59.3	88,309	62.4	64,499	57.5
Persons 16-64 years who were working	593,188	65.1	32,974	65.3	129,930	64.3	145,815	64.0	160,805	67.1	123,664	64.1
Persons 18+ years who were working	584,638	67.8	32,640	67.8	127,933	67	143,733	66.8	158,084	69.8	122,248	66.9
Persons 60+ years who were working	13,442	50.0	950	54.9	2,881	49.5	3,189	46.7	3,590	53	2,832	51.0

Table 18: Ownership of Mobile Phones

	Ownership of mobile phones among 10 years+				Ownership of mobile phones among 18-30 Years			
Kampala	Males		Females		Males		Females	
	Has a phone	Percent	Has a phone	Percent	Has a phone	Percent	Has a phone	Percent
Central Division	24,220.00	86.30	23,367.00	80.38	12,604.00	93.12	12,942.00	89.77
Kawempe Division	85,080.00	79.11	98,539.00	74.19	46,762.00	90.98	58,988.00	86.34
Lubaga Division	95,457.00	79.29	114,564.00	75.35	51,978.00	91.52	68,595.00	87.28
Makindye Division	105,862.00	80.52	117,630.00	75.58	56,981.00	91.39	68,485.00	87.34
Nakawa Division	84,437.00	80.29	92,369.00	76.64	44,966.00	91.24	54,050.00	88.08
	395,056.00	81.10	446,469.00	76.43	213,291.00	91.65	263,060.00	87.76

Source: UBOS Census, 2014, Available at: <https://www.ubos.org/explore-statistics/20/>

Table 19: Internet Usage in Kampala

Division	Internet Usage among 10 years+				Internet Usage among 18-30 Years			
	Males		Females		Males		Females	
	Uses Internet	Percent	Uses Internet	Percent	Uses Internet	Percent	Uses Internet	Percent
Central Division	14,671	57.80	10,894	45.45	8,239	64.35	6,571	51.02
Kawempe	45,726	43.96	40,172	31.90	28,081	55.56	26,598	40.73
Lubaga	47,960	41.45	43,192	29.82	28,764	52.45	28,295	37.92
Makindye	59,142	46.82	50,639	34.21	34,632	58.46	31,433	41.23
Nakawa	53,004	55.49	45,522	44.29	30,675	69.00	28,194	53.02
Total	220,503	49.10	190,419	37.13	130,391	59.96	121,091	44.78

Table 20: Other Household Characteristics

Main source of information	Number	Percent
Households whose main source of information is a radio	96,908	23.4
Households whose main source of information is a community announcer	6730	1.6
Households whose main source of information is a telephone	54,860	13.2
Household Economy and Welfare	Number	Percent
Households that received remittances from abroad in the last 12 months	100,722	24.3
Households where any member possesses a bank account	236,089	57
Households that depend on subsistence farming as a main source of livelihood	4,727	1.1
Households with at least one member engaged in a non-agricultural household based enterprise	368,975	91.9

3.5 Migration in Kampala

According to the Office of the Prime Minister (OPM), September 2017, Kampala hosts 98,300 refugees from 25 countries. This represents nearly double the number from 2012 of 50,646.4 The rate of refugee arrival to Kampala exceeds the rate of urbanisation of the city, meaning that an increasing percentage of the city population will be refugees in the short-term. The majority of refugees in Kampala are Congolese and Somalis with smaller populations of Eritrean, Burundian, South Sudanese, Rwandese, and Ethiopians. The number of South Sudanese has increased and now stands at 10,319.5 While official numbers are useful, the actual numbers of refugees in Kampala may be significantly higher with likely a large portion being unregistered in the city.

Table 21 Distribution of Household Members by Reasons for Migration (%)

Region	Main reason for Migration 2016/17							Total
	Income Reasons	Follow/Join Family	Marriage	Education	Divorce	Land Related	Other	
Kampala	49.6	25.3	9.5	10.3	0.8	0.4	4.0	100.0

Source: UNHS, 2016/17 and Office of the Prime Minister (OPM), September 2017



CHAPTER FOUR: CITY ECONOMY, BUSINESS, EMPLOYMENT AND LABOUR SERVICES

4.1 City Economic Growth and Development

- Kampala Capital City is estimated to be contributing over 60% of Uganda's GDP.
- The annual per capita GDP for Uganda is US\$720 (at constant prices 2015/16)
- The NDPII per capita target for the year 2020 is US\$1,039.
- The average household income in real terms in Kampala is about UGX 489,000 (equivalent to US\$ 143) per month.

4.2 Ease of Doing Business

Doing Business captures several important dimensions of the regulatory environment as it applies to local firms. It provides quantitative indicators on regulation for starting a business, dealing with construction permits, getting electricity, registering property, getting credit, protecting minority investors, paying taxes, trading across borders, enforcing contracts and resolving insolvency. Doing Business also measures features of employing workers. Although Doing Business does not present rankings of economies on the employing workers indicators or include the topic in the aggregate ease of doing business score or ranking on the ease of doing business, it does present the data for these indicators.

Table 22: Ease of doing business indicators, December 2019

	Responsible agency	Est. Number of days	Cost/Charge
Obtain a Tax Identification Number (TIN) and Register for taxes	URA	4-6	Nil
Receive inspection of the business premises	URA	1	Nil
Obtain trading license	KCCA	4	Nil
Receive inspection of the business premises by the licensing officer and obtain the assessment form	KCCA	1	Nil
Pay the license fee at the bank	Bank	1	
Acquire (Commercial) electricity connection	UMEME	2-5	Varies
Acquire (Commercial- 3Phase) electricity connection	UMEME	7-14	Varies
Power tariffs Commercial- 3 Phase	UMEME		UGX 363
Power tariffs medium/ small industries	UMEME		UGX 773
Acquire (Commercial) water connection	NWSC	-	Varies
Water tariff heavy industry (per month)	NWSC	-	2500 per m ³
Water tariff medium industry (per month)	NWSC	-	4,200 per m ³

4.2.1 Business Statistics

- Distance from Kampala to Mombasa 1,146.8 kms (via Mombasa Road)
- Distance from Kampala to Dar es Saalam 1,669.7 kms (via B129)
- Cost of transporting a 40ft container from Mombasa to Kampala by road US\$ 4,800
- Cost of transporting a 40ft container from Dar es salaam to Kampala by road US\$ 5,700

Table 23: Kampala Rent and rentals (December 2019)

Classification	Area of consideration		Est. USD
Office space	Central Business District	1 meter square	200-300
	Other areas (average)	1 meter square	80 - 150
Accommodation	Central Business District	2 bedroom furnished apartment	150-220
		2 bedroom unfurnished apartment	100-150
	Other areas (average)	2 bedroom furnished apartment	100-150
		2 bedroom unfurnished apartment	80-150

Cost of Living in Kampala (December 2019 Prices)		UGX	Range UGX
Restaurants	Meal, Inexpensive Restaurant	14,500	5,000-24,698
	Meal for 2 People, Mid-range Restaurant, Three-course	65,000	30,000-88,000
	McMeal at McDonalds (or Equivalent Combo Meal)	26,000	22,500-35,000
	Domestic Beer (0.5 liter draught)	3,500	2,963- 5,000
	Imported Beer (0.33 liter bottle)	5,000	4,000-8,000
	Cappuccino (regular)	9,112	5,500-13,000
	Coke/Pepsi (0.33 liter bottle)	1,829	1,500-3,000
	Water (0.33 liter bottle)	1,166	1,000-2,000
Markets	Milk (regular), (1 liter)	2,511	1,600-3,000.
	Loaf of Fresh White Bread (500g)	3,386	2,200-5,000
	Rice (white), (1kg)	5,350	3,800-10,000
	Eggs (regular) (12)	7,575	3,600-10,300
	Chicken Fillets (1kg)	14,648	7,000-23,096
	Beef Round (1kg) (or Equivalent Back Leg Red Meat)	12,400	10,000-15,000
	Apples (1kg)	10,101	10,000-10,304
	Banana (1kg)	3,666	3,000-4,000
	Oranges (1kg)	4,666	1,000-8,000
	Tomato (1kg)	4,333	3,000-5,000
	Potato (1kg)	3,000	2,000-4,000
	Onion (1kg)	2,651	1,954-3,000
	Water (1.5 liter bottle)	2,600	1,500-5,330
	Bottle of Wine (Mid-Range)	37,500	30,000-65,000
	Domestic Beer (0.5 liter bottle)	4,000.	2,500-5,000
	Imported Beer (0.33 liter bottle)	5,166	4,000-6,000
	Cigarettes 20 Pack (Marlboro)	8,000	7,106-10,000
Transportation	One-way Ticket (Local Transport)	2,000	1,000-3,000
	Monthly Pass (Regular Price)	110,869	86,956-180,000
	Taxi Start (Normal Tariff)	5,000	3,000-10,000
	Taxi 1km (Normal Tariff)	2,250	1,000-5,000.00
	Taxi 1hour Waiting (Normal Tariff)	12,500	5,000.00-15,000.00
	Gasoline (1 liter)	4,090	3,800.00-4,300.00
	Volkswagen Golf 1.4 90 KW Trend line (Or Equivalent New Car)	35,000,000	30,000,000-40,000,000
	Toyota Corolla Sedan 1.6l 97kW Comfort (Or Equivalent New Car)	33,000,000	25,000,000-60,000,000
Utilities (Monthly)	Basic (Electricity, Heating, Cooling, Water, Garbage) for 85m2 Apartment	131,666	100,000-200,000
	1 min. of Prepaid Mobile Tariff Local (No Discounts or Plans)	315	63.00-600
	Internet (60 Mbps or More, Unlimited Data, Cable/ADSL)	216,29	150,000-480,000
Sports And Leisure	Fitness Club, Monthly Fee for 1 Adult	239,231	125,000-380,000
	Tennis Court Rent (1 Hour on Weekend)	30,000	20,000-50,000
	Cinema, International Release, 1 Seat	22,000	20,000-30,000
Childcare	Preschool (or Kindergarten), Full Day, Private, Monthly for 1 Child	505,000	200,000-1,000,000
	International Primary School, Yearly for 1 Child	31,911,532	15,000,000-56,442,485
Clothing And Shoes	1 Pair of Jeans (Levis 501 Or Similar)	53,000	35,000-150,000
	1 Summer Dress in a Chain Store (Zara, H&M, ...)	101,250	50,000-150,000.
	1 Pair of Nike Running Shoes (Mid-Range)	163,333	80,000-250,000
	1 Pair of Men Leather Business Shoes	162,500	100,000-250,000
Rent Per Month	Apartment (1 bedroom) in City Centre	850,000	500,000-1,200,000
	Apartment (1 bedroom) Outside of Centre	475,000	300,000-800,000
	Apartment (3 bedrooms) in City Centre	3,002,450	2,000,000-4,560,000
	Apartment (3 bedrooms) Outside of Centre	1,285,177	800,000-2,660,000
Buy Apartment Price	Price per Square Meter to Buy Apartment in City Centre	10,000,000	
	Price per Square Meter to Buy Apartment Outside of Centre		
Salaries And Financing	Average Monthly Net Salary (After Tax)	706,000	
	Mortgage Interest Rate in Percentages (%), Yearly, for 20 Years Fixed-Rate	21	19.00-23

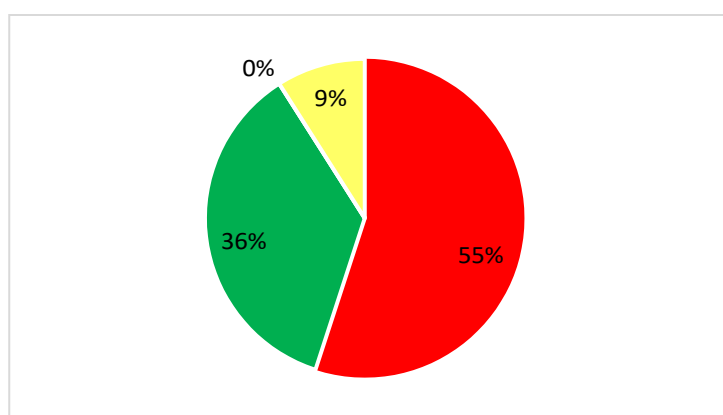
Prices in Kampala: These data are based on 580 entries in the past 18 months from 81 different contributors.

4.3 Business Establishments in Kampala

According to the census of business establishments 2011, Kampala had a total of 133,663 business establishments and characterised as follows:

- 55% are self-employed (employing 1 or less people)
- the main business activities are in the sectors of retail and wholesale trade which dominates the informal sector activity
- 36% are micro firms (employing 2-4 persons)
- Only 0.2% are medium and large firms employing 50+ people
- high levels of informality dominated by retail and wholesale trade and accounting for over 45 percent of the total Value Added
- the size and employment contribution from the medium and large firms declined over the 10-year period between 2001 and 2011.

-Figure 18: Firm Size and Employment Contribution



Source: UBOS: Key Economic Indicators 101th Issue: Quarter Three 2015/16 (Jan – Mar 2016)

With the current population projections, Kampala needs to create in excess of 1 million jobs in order to manage the unemployment rate. These developments have implications for attaining a middle income city by 2020.

4.4 Industrial Parks, Zones and Artisan Parks

There are three industrial parks associated with Kampala namely,

- the Kampala Industrial and Business Park (KIBP) located in Namanve along Kampala-Jinja road- 2.200 acres
- the Luzira Industrial and Business Park – 70 acres
- the Bweyogerere Industrial Estate – 50 acres

These Parks however are under the direct management and oversight of the Uganda Investment Authority.

4.5 Artisan Parks

Kampala does not have gazetted artisan parks however the GKMA LED study recommended that the following be developed as artisan parks based on the existing specialisations of artisans:

- Nakawa-Kira-Mukono Industrial corridor (Metalwork);
- Nsambya (Woodwork & Crafts);
- Bwaise (Woodwork);
- Wakiso, Kiira, Kafunda, Nabweru South, Nansana Division, Makindye, Entebbe and Mpigi (Tourism crafts) Outside Kampala.

4.6 Taxation in Kampala

Table 24: Taxation rates in Kampala

Tax Type	Applicable Law	Responsible Agencies	Applicable rates (UGX)
Income tax	Income Tax Act	URA	Resident individuals enjoy a tax free annual income threshold of UGX. 2,820,000 per annum. The balance is taxed at 10%, 20% or 30% depending on the income bracket. Individuals who earn above UGX 120,000,000 pa pay an additional 10% on the income above 120m.
Value Added Tax	Value Added Tax Act Cap 349	URA	18%
PAYE	Income Tax Act	URA	Tax Rate : 10% of the amount which chargeable income exceeds Shs130,000. Monthly Emoluments Exceeding Shs 410,000. Tax Rate : Shs 45,50 plus 30% of the amount by which chargeable income exceeds Shs 410,000.
Corporate Tax	Income Tax Act	URA	30%
Rental Income Tax	Income Tax Act	URA	An individual - 20% of the chargeable income excess of Shs2,820,000 while the rental income of a company for a year of income is 30%.
Trading license	Trading (Licensing) Act, Cap 101, amended 2011 and other cognate laws	MTA&I , KCCA	See KCCA, Local Government Act and other rates on www.kcca.go.ug
Property rates	the Local Government (Rating) Act, 2005 as amended and the Local government (Rating) Regulation, 2006	KCCA	
Ground Rent	Land Act 1998	KCCA	
Park fees (Incl. Street parking)		KCCA	
Advertising	City outdoor Advertisement Policy 2008,	KCCA	
Markets	Markets Act Cap94	KCCA	
Land fees	the Land Act Cap 277	KCCA	
Building fees	Physical Planning Act and the Public Health Act, 1994 Cap 269	KCCA	
Local service Tax	was introduced after the abolition of graduated tax; it is governed by the Local Government Act, (Amendment) (No.2)	KCCA	
Local Hotel Tax	the Local Government Act, (Amendment) (No.2),	KCCA	
Rentals for work spaces	On a private arrangement and as per the agreement between the Tenant and the respective landlord	Landlord /Building Owner	Varies

4.7 Employment in Kampala

Table 25: Kampala City Employment Statistics

Employment to Population Ratio (EPR)	62%	the number of persons employed divided by the working-age population and multiplied by 100. It provides information on the ability of an economy to provide employment for those who want to work
Male	71.0	
Female	52.3	
Labour Force Participation Rate (LFPR)	68.8%	the proportion of working age population that is active in the labour market either employed or actively looking for employment.
Male	77.5%	
Female	60.5%	
Unemployment rate	21%	proportion of the unemployed population to the total labour force. Kampala has the highest unemployment rate in Uganda highest among people aged 15-24 years
Male	8.4	
Female	13.6	
Time related underemployment	8.1%	A Persons is considered to be in time related underemployment if they are employed but with insufficient working time and available to work for more hours. The indicator is among those indicators that are used to supplement the unemployment rate to help in enriching the analysis of the efficiency of the labour market.
Males	8.4%	
Female	7.7%	
Combined rate of unemployment and time related underemployment	18	the number of labour force in kampala that is either unemployed or those who are employed for less than 40 hours in a week and yet they are willing and available to work for more hours
Male	16.1	
Female	20.2	
Income related inadequate employment	35.7%	paid employees who were earning less than two-thirds of the median monthly earnings of wage earners in full employment i.e. working 40-48 hours a week, (which was 270,000/= for Kampala). The rate is the proportion of paid employees earning less than two-thirds of the median monthly earnings to the total population in paid employment
Male	29.6%	
Female	44.5%	
Population outside the labour force	31.2%	The population not economically active or, equivalently, persons not in the labour force, comprises of persons aged 14-64 years who were neither employed nor unemployed for the production of goods and services. This implies that 31.2 percent of the population in Kampala aged 14 to 64 years not only lacked gainful work (i.e. work for pay or profit) but also did not engage actively in the labour market to find or start gainful work.
Male		
Female		
Age Dependency Ratio	48.8%	age-population ratio of those not in the working age group (the dependent ages less than 14 and 65+ years) to those in the working age group. Ratio shows the economic burden of dependency on the productive population. Kampala is the lowest at compared to other regions
Average Hours Spent on the Job	8.9	Average hours spent on the job by employed persons (Hours). In Kampala, the employed population spend on average 8.9 hours per day on the job. This is the highest in the country. However, it should be noted that men spend more hours at work compared to women
Male	9.1	
Female	8.7	

Source: (UNHS, 2016/17) and NLFS, 2016/17

Table 26: Occupations of the Employed Persons (%)

District	Percentage in various types of Employment							
Kampala	Professionals	Technicians and Associate Professionals	Service and sales Workers	Skilled agricultural, forestry and fishery workers	Craft and related trades workers	Plant and machine operators and assemblers	Elementary occupations	Others
	10.1	4.5	46.1	1.4	9.3	7.0	17.0	4.7

Source: UNHS, 2016/17

4.7.1 Distribution of the working age population (14-64 years) in Kampala

According to the NLF & CAS study of 2011/12, Kampala had 6 percent of the total estimated working population in the country while in 2016/17 it had 5.7 percent of the total estimated working population.

Table 27: Working Age Population

Area	NLF & CAS 2011/12		NLFS 2016/17	
Kampala	Working Age Population		Working Age Population	
	Number ('000)	Share (Percent)	Number ('000)	Share (Percent)
	940	6.0	1,083	5.7

Source: NLFS, 2016/17

The findings of the NLFS 2016/17 indicate that Kampala region had the least proportion of the working age population that was working (63%).

4.7.2 Distribution of the working age population by type of employment

The majority of Kampala's working age population that is working is in employment (98.2%). This includes the employed and those in self-employment.

Table 28: Working Age Population by Type of Employment

Area	Nature of Work (%)				
Kampala	Employment	Subsistence Agriculture	Other forms of work	Total (percent)	Total (number '000)
	98.2	0.9	0.9	100	677

Source: NLFS, 2016/17

In Uganda, Kampala has the highest proportion of employed persons in paid employment at 53%.

4.7.3 Employment by Sector**Table 29: Sector of Employment**

Area	Sector of Employment (%)			
Kampala	Agriculture, Forestry, Fishing	Production	Services	Total
	1.9	18.8	79.4	100

Source: NLFS, 2016/17

4.8 Youth Employment and Unemployment levels

In Uganda, the Ministry of Gender Labour and Social Development defines Youth as persons aged between 18-30 years.

4.8.1 Youth Activity Status

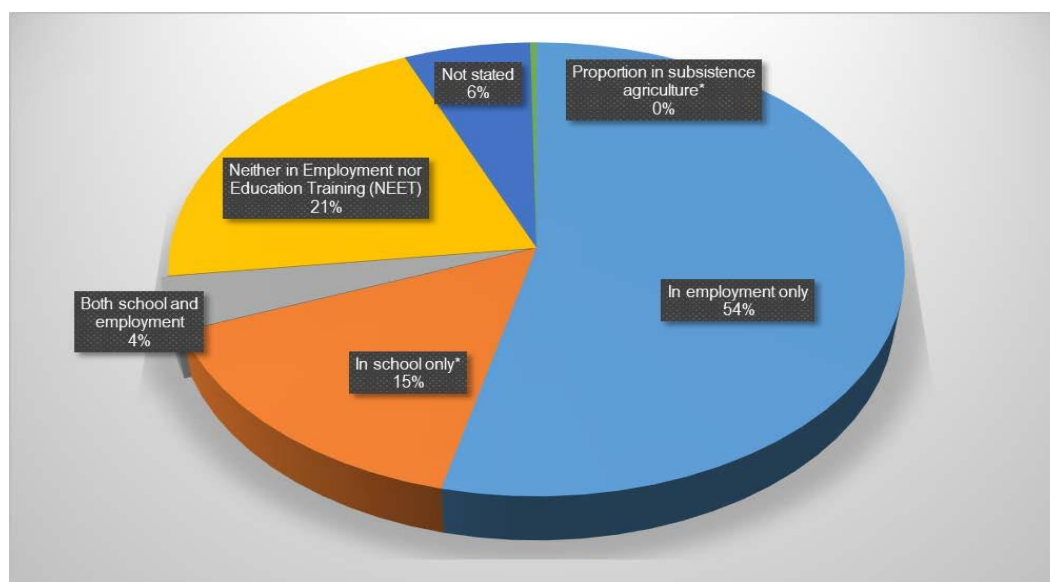
In Kampala, 53.9% of the youth are in employment whereas 15.4% are exclusively in school. On the other hand, 3.9% are combining both school and employment.

Table 30: Percentage Distribution of Youth (18-30 years) by Activity Status

Area	Activity						
Kampala	In employment only	In school only*	Both school and employment	Neither in Employment nor Education Training (NEET)	Not stated	Total	Proportion in subsistence agriculture*
	53.9	15.4	3.9	20.6	6.1	100	0.3

Note: *The proportion in subsistence agriculture includes those combining schooling and subsistence agriculture. Likewise, the youth in school only also include those combining schooling with subsistence agriculture.

Figure 19: Distribution of Youth (18-30 years) by Activity Status



4.8.2 Youth in Employment

Table 31: Distribution of the Employed Youth by Sex

Youth in employment	8.9	Refers to the population aged 18-30 years, that were engaged in any activity for at least one (hour) to produce goods or provide services for pay or profit
Male	9.7	
Female	8.6	
Youth employment-to-population ratio, EPR	57.8	EPR refers to the proportion of youth aged 18-30 years that was employed. In Kampala, the EPR of the youth was discovered to be 57.8%. Also important to note is that there were more male youth employed (67.6%) as compared with their female (49.1%) counterparts.
Male	67.6	
Female	49.1	
Youth labour force participation rate	68.7	This is a measure of the extent to which the current working age population is economically active. Youth labour force participation rate indicates the proportion of the youth either currently employed or seeking employment
Male	76.6	
Female	61.6	

Source: NLFS, (2016/17)

4.9 Sources of Income

Income refers to receipts, whether monetary or in kind, that are received at annual or more frequent intervals and are available for current consumption (United Nations, 2011). Household earnings comprise of both monetary income and income “in kind” and combined incomes from all household members earning income. It includes income from subsistence farming, commercial farming, wage employment, income from non-agricultural enterprises, property incomes, transfers, remittances, and organisational support among others.

According to the UNHS 2016/17, the majority of people in Kampala earn a living through wage employment (49%) in comparison to other means.

Table 32: Households by Main Source of Earnings (%)

	2012/13					2016/17				
	Main source of earnings					Main source of earnings				
	Subsistence Farming	Wage Employment	Non-Agricultural Enterprises	Remittances	Other	Subsistence Farming	Wage Employment	Non-Agricultural Enterprises	Remittances	Other
Kampala	1.0	49.6	37.1	8.1	4.1	1.2	49.2	31.9	10.1	7.6

Source: UNHS, 2016/17

4.9.1 Nominal Income

This is income that is not adjusted for *Inflation*. As of the year 2017, the average nominal monthly income for people in Kampala was UGX 938,000

Table 33: The Average Nominal Monthly Household Income (UGX)

Area	Average Nominal Income		
Kampala	2012/13	2016/17	2018/19
	918,500	938,000	TBE

Source: UNHS, 2016/17

4.10 Sources of Loans/Credit

Credit is an important source of additional finance for households and the interest in understanding the characteristics of demand for credit for investment is becoming more important for the Uganda government because of the increasing role placed on small scale economic activities as tools for poverty alleviation. In line with the economic integration process, as outlined in the Vision 2040, Government will over the period of the Vision focus on among other goals, ensuring increased access to credit by putting in place measures to reduce the cost of doing business

The UNHS 2016/17 reveals that overall, informal sources as a source of loans accounted for 79% countrywide. The pattern was consistent irrespective of background characteristics. Only 21% sought loans/credit from formal sources.

For Kampala 35% secured credit from formalised sources while 60% of them prefer to borrow from informal sources

Table 34: Persons Aged 18 years and above by Source of Loan/Credit (%)

Area	Formal				Informal		
Kampala	Commercial Banks	Credit Institutions	MDI's and MFI's	SACCOs	VSLAs	ROSCAs	Other
	17.4	3.5	5.9	8.8	2.1	5.2	57.2

Source: UNHS, 2016/17

4.10.1 Main Reason for seeking Loan/Credit

According to the UNHS survey, the top three reasons why Households in Kampala seek credit are: 25% to pay for education services, 23% was to buy consumption goods and services; and 24% for working capital.

Table 35: Main Reason for seeking Loan/Credit

Area	Buy consumption goods and services	To pay Education expenses	Working capital	Pay for Health Services	Buy Farm Inputs/tools	Buy Land	Pay for building materials	Others	Total
Kampala	23.9	25.2	24.1	4.6	1.6	5.5	5	10.1	100

Note: Others include reasons such as: buying livestock, paying for ceremonial expenses, etc.

4.10.2 Source of Start-up Capital

The table below highlights the major source of start-up capital for persons who were self-employed. It shows that the majority of self-employed people in Kampala get their start-up capital from their own savings (61.4%).

Table 36: Source of Start-up Capital

Area	Source of Start-up Capital (%)				
Kampala	No money needed	Own Savings	Money from family or friends within the country	Loans	Others
	4.0	61.4	25.1	7.4	2.2

Source: NLFS, 2016/17

4.11 Saving Mechanisms

Households employ a wide range of mechanisms for saving, including both formal and informal institutions. The formal savings mechanisms include saving with a commercial bank, Microfinance Deposit Taking Institutions (MDIs), Micro Finance Institution (MFI) and Savings and Credit Cooperatives (SACCOs). Informal savings mechanisms include keeping money at home in a secret place, with Village Savings and Loans Associations (VSLAs), Rotating Savings and Credit Associations (ROSCAs)/Merry – Go Rounds, mobile money among others.

In Kampala 26% of households use formal saving mechanisms as compared to the informal mechanisms.

Table 37: Household Respondents by Savings Mechanisms (%)

Area	Saving Mechanisms							
Kampala	Formal		Informal					
	Commercial Bank	SACCO	Home/Secret Place	VSLA	Mobile Money	ROSCA /merry-go-round	Other	Not Saving
	22.3	4.1	20.3	3.8	20.4	7.3	8.0	9.1

Source: UNHS, 2016/17

4.12 Hotel Facilities in Kampala

The city's rapid growth has also led to a robust hospitality industry. Kampala hotels can be categorized as apartments, hotels, guest houses, motels and lodges. These facilities offer either budget, mid-range or luxury accommodation.

Table 38: Summary of Facts about Hotel Facilities in Kampala, January 2020

No. of Facilities	No. of Rooms	No. of Beds	No. of Employees
979	14,934	16,443	8,121

Source: Directorate of Education and Social Services, 2020

Table 39: Hotels in Kampala City and their Respective Star Ratings, June 2016

No.	Name of Hotel	Star Rating
1.	Sheraton Kampala Hotel	Five Star
2.	Kampala Serena Hotel	Five Star
3.	Munyonyo Commonwealth Resort	Five Star
1.	Speke Resort Munyonyo	Four Star
2.	Royal Suites	Four Star
3.	Hotel Africana and Convention Centre	Four Star
4.	Protea Hotel Kampala	Four Star
5.	Imperial Royale Hotel	Four Star
6.	Golf Course Hotel	Four star
1.	Ivy's Hotel	Three Star
2.	Mackinnon Suites	Three Star
3.	Kabira Country Club	Three Star
4.	Grand Imperial Hotel	Three Star
5.	Silver Springs Hotel	Three Star
6.	Fairway Hotel	Three Star
7.	Fang Hotel	Three Star
8.	Nanjig Hotel	Three star
1.	Speke Hotel	Two Star
2.	Metropole Hotel	Two Star
3.	Hotel Triangle	Two Star
4.	Hotel Ruch	Two Star
5.	Eureka Place	Two Star
6.	Arch Apartments	Two Star
7.	Sky Hotel International	Two Star
8.	Sir Jose Hotel	Two Star
9.	Shangri La Hotel	Two Star
10.	Mt. Zion Hotel	Two Star

Source: Directorate of Education and Social Services, 2020

Table 40: Summary of Tourism Support Infrastructure in Kampala, June 2016

Facility	No.	No. of Rooms	No. of Beds	No. of Male Staff	No. of Female Staff	No. of Restaurants	No. of Bars	No. of Saunas	No. of Gyms	No. of Steam bath	No. of Swimming Pools	No. Meeting Rooms	No. of Massage Parlors	Sitting Capacity
Guesthouses	725	8,248	8,649	1,284	1,429	120	220	18	10	13	3	39	15	2,317
Lodge	5	56	66	11	22	1	2	1	0	0	1	2	0	20
Motel	62	1,004	1,089	180	199	24	23	4	2	3	0	5	3	290
Serviced Apartment	28	451	903	134	158	10	11	4	7	3	4	16	3	1,260
Town Hotel	104	4,013	4,469	1,960	1,836	82	81	35	29	30	24	168	29	19,387
Vacation Hotel	6	201	229	209	90	10	9	4	3	2	3	8	5	480
Hostel	47	924	995	244	285	26	32	8	8	7	5	13	8	540
Safari CAMP	-	-	-	-	-	-	-	-	-	-	-	-	-	-
Eco-Lodge	-	-	-	-	-	-	-	-	-	-	-	-	-	-
Campsite	-	-	-	-	-	-	-	-	-	-	-	-	-	-
Caravan	-	-	-	-	-	-	-	-	-	-	-	-	-	-
Cottage/ Villa	2	37	43	53	27	2	2	0	1	0	1	6	1	500
Total	979	14,934	16,443	4,075	4,046	275	380	74	60	58	41	257	64	24,794

Source: Directorate of Education and Social Services, 2020

4.13 Economic Empowerment Programmes -under Kampala Capital City Authority

Kampala Capital City Authority through the Directorate of Gender, Community Services and Production, has a number of interventions aimed at promoting the Economic viability of the City residents. These interventions are targeting; men, women, youth and the PWDs and include among others the Market Development Programme, Community Driven Development programmes (CDD), NAADS and UWEP. These programmes have registered a tremendous improvement in the wellbeing of the people in Kampala city over the years.

4.13.1 Urban Markets Development Programme

Markets

Kampala has a number of markets and these deal in several products and produce. However, majority of these markets are privately owned. There are 72 privately owned markets while 12 are owned by the government as seen in table 41 (a) and 4b (b) below.

Table 41a: Markets in Kampala

Division	Ownership of markets		
	Government	Private	Total
Central	2	4	6
Kawempe	1	31	32
Lubaga	2	19	20
Makindye	1	13	13
Nakawa	6	5	11
Grand Total	12	72	84

See Annex 2 on the status of Markets in Kampala City

Table 41b: Government owned Markets

Division	Name of Market	Vendor (Est.Working Space Capacity
Central	Kamwokya	335
	Usafi	3,049
Kawempe	Wandegeya	2,00
Lubaga	Kasubi	1,000
	Busega	2,000
Makindye	Ggaba	1,500
Nakawa	Nakawa	4,000
	Bugolobi	1,000
	Kitintale	2,000
	Kiswa	500
	Luzira	50
	Bukoto	300
Est. Number of working spaces in GoU Markets		15,736

4.13.2 Youth Livelihood Programme (YLP)

The YLP is a Government Programme being implemented under the Ministry of Gender, Labour and Social Development since FY2013-2014. It was designed to respond to the existing challenge of unemployment among the Youths.

In Kampala the Programme is implemented by the Directorate of Gender, Community Services and Production of KCCA. By the close of December 2019, KCCA had disbursed a total of UGX 4,421,327,280 and to a total of 458 projects. The programme is in a form of a revolving fund requiring recipients to refund the funds after a specified period. A cumulative total of UGX 916,563,170 has been recovered.

To date, the MoGLSD has released funding for 458 youth projects worth UGX. 4,421,327,280 where 5,000 (2,650 male and 2,350 Female) youth in all the five divisions have benefited. The table below summarises disbursements per division

Table 42: YLP Performance in Kampala (2013- 2019)

Division	Cumulative Amount disbursed (UGX)	Beneficiaries				Cumulative Amount recovered (UGX)
		Number of groups	Sex		Total	
			Male	Female		
Central	321,694,800	35	201	172	373	70,789,400
Kawempe	1,111,255,150	109	635	552	1,187	176,865,600
Lubaga	677,941,738	70	403	345	748	229,111,800
Makindye	1,109,897,722	118	656	655	1,311	171,011,800
Nakawa	1,200,537,870	126	755	626	1,381	268,784,570
Total	4,421,327,280	458	2,650	2,350	5,000	916,563,170

Table 43: Types of Businesses Supported by KCCA YLP 2012-2019

Type of Business	Kampala	Central	Kawempe	Lubaga	Makindye	Nakawa
Service Provision	71	8	16	9	23	15
Produce buying and selling	61	5	5	23	8	20
Poultry Keeping	51	2	14	7	13	15
Catering	23	5	7	2	7	2
Events Management/Decoration	19	1	8	2	4	4
Welding	19	1	6	2	7	3
Piggery	15	0	2	3	5	5
Cake Making	14	0	7	3	1	3
Computer Services	14	2	3	3	1	5
Tailoring	14	1	6	2	4	1
Confectionery	10	0	0	1	4	5
Carpentry	7	0	2	2	0	3
Liquid Soap	7	1	1	3	1	1
Motor vehicle Repair/Spare Parts	7	1	2	2	1	1
Concrete products	7	1		2	1	3
Art And Craft(Beadng)	6	0	2	1	3	0

Fish farming and selling	6	0	0	1	3	2
Book /Stationery making	2	0	1	1	0	0
Craft Making	2	0	1	1	0	0
Fruit Juice	1	0	0	0	0	1
Fumigation And Cleaning Services	1	0	0	0	0	1
Goat Rearing	1	0	1	0	0	0
Mushroom Growing	1	0	0	0	1	0
Music dance and Drama group	0	0	0	0	0	0
Horticulture	0	0	0	0	0	0
Furniture Project	0	0	0	0	0	0
Garbage Collection And Recycling Initiative	0	0	0	0	0	0
Brass Band Project	0	0	0	0	0	0
Charcoal Briquettes	0	0	0	0	0	0
Entrepreneur Economic Empowerment Project	0	0	0	0	0	0
Recycling Training For Ghetto Youth	0	0	0	0	0	0
Total	359	28	84	70	87	90

KCCA, Directorate of Gender, Community Services and Production, 2019

4.13.3 Establishment of the Employment Services Bureau

It's estimated that a total of 400,000 youth are released into the job market after graduation to a market that has only 90,000 jobs. In the capital city, Kampala the youth unemployment rate is at 32.2 per cent, which means the University degree unemployment rate is at 36 per cent according to a report by the World Bank.

It's against this background that Kampala Capital City Authority established the Employment Services Bureau to address the high unemployment rate in Kampala through placement of youth (jobseekers) in gainful employment, implementing trainings and skills development programmes through partnerships and collaborations.

The KCCA Employment Service Bureau became operational in 2014 as one of KCCA's initiative of addressing Youth Unemployment in the City with the following major objectives:

- equip youths with employable skills in order to enable them become competitive in the labour market;
- provide employment and labour market information to job seekers and employers
- create links between job seekers and potential employers;

Programmes currently offered include:

- a) ICT, leadership and entrepreneurship training
- b) I-Serve Youth Volunteer Programme
- c) Registration, counselling and coaching of job seekers
- d) The job matching database
- e) Handling of labour disputes and workers' compensation among others

Table 44: Summary Statistic of the ESB Performance FY 2016/17

	FY 2016/17	FY2017/18	FY2018/19
Total Number of youth Registered	7,236	1,544	1,031
Total Number of youth trained in ICT & Life skills at the ESB	1,296	572	539
Total Number of youth counselled & guided	1,088	859	809
Total Number of youth placed in Employment	77	39	63
Total Number of Youth entrepreneurs supported	39	1,325	1,374
Total Number of Employers engaged	50	120	109
Total Number of Strategic Partners engaged	18	55	61
Youth supported through a Career Expo	5,151	3,046	4,972
Strategic partners engaged*	-	10	18

Source: KCCA-ESB, 2019

* Strategic Partners engaged: International Labour Organisation, Local Banks, IOM (Empowering youth in slum communities), National Social Security Fund, Monitor Publications, Ministry of Education and Sports, International agencies in an effort to solicit for technical and financial support; Standard Chartered Bank

4.13.4 The I-Serve Youth Volunteer Programme

In 2015, KCCA introduced The I-serve Youth Volunteer programme designed to provide youth with structured work-like placements in KCCA and other organisations / Institutions for a duration of 6 months to enable them get experience and other skills that will make them more employable

The programme has been in existence for four (4) years and with a cumulative total of over 153 young people graduating through its programme. Collaborating institutions include Qatar Airways, Tata Uganda and Serena Hotels.

Table 45: I-Serve Programme

	2014/15	2015/16	2016/17	2017/18	2018/19
Registered youth	1,506	1,813	1,516	1,544	No funds allocated
Trained in ICT & life skills	280	402	451	572	
Trained in Entrepreneurship	116	181	1,101	1,325	
Enrolled for I-serve programme	57	44	52	-	
Youth placed for employment	21	122	77	39	

Source: KCCA-ESB, 2019

4.13.5 Kabalagala One Stop Youth Resource Centre

The Kabalagala One Stop Youth Centre is KCCA's efforts to address the youth unemployment in Kampala. The Centre commenced vocational skills training in May 2018. In the period July 2018 – June 2019, a total of 488 youths were trained in various skills including Electric installation, shoe making, Hair dressing and Garbage recycling. The services offered at the Centre are free of charge and open to youth between ages 18 – 35 years.

Table 46: Kabalagala One Stop Youth Resource Centre Training Programmes and Beneficiaries (June 2019)

No.	Training Programme	No. of Beneficiaries		
		Male	Female	Total
1	Hair dressing	1	90	91
2	Beauty therapy	9	49	58
3	Electric installation	40	7	47
4	Shoe making	20	29	49
5	Bag making	5	22	27
6	Garbage recycling	127	65	192
7	Art and design	0	6	6
8	Computer programming	5	4	9
9	Photography	4	5	9
	Grand Total	211	277	488

Source: KCCA-ESB, 2019

4.13.6 Community Driven Development (CDD) in Kampala

The Community Driven Development program (CDD) programme is the Government of Uganda Programme in line with Uganda's development emphasis on demand-driven governance and prosperity for all. Under the programme, community members are organised as CBOs, profile projects are prioritised by the members and indicate the financing requested from GOU. Each community project is entitled to a maximum allocation of US\$ 2,500 for the duration of the project.

The key outcomes of this programme include: Increased community participation in development programmes and the organisation of communities through the CBO approach has seen an increase in community cohesion.

Table 47: CDD in Kampala 2012/13 – 2018/19

	2012/13	2013/14	2014/15	2015/16	2016/17	2017/18	2018/19
Funds disbursement							
Kampala							
Central	50,000,000	97,200,000	180,000,000	42,500,000	125,000,000	55,000,000-	60,000,000
Makindye	256,010,000	276,800,000	262,000,000	305,000,000	185,000,000	210,000,000	370,000,000
Kawempe	-	262,500,000	380,000,000	160,000,000	360,000,000	30,000,000	285,000,000
Lubaga	249,687,500	323,000,000	404,367,500	162,000,000	266,000,000	115,000,000	-
Nakawa	-	371,006,000	441,655,800	177,930,000	285,000,000	65,000,000	-
Groups							
Assessed							
Kampala							
Central	15	26	42	27	32	20	15
Makindye	-	61	78	114	60	62	106
Kawempe	-	55	76	102	72	6	77
Lubaga	-	65	82	70	54	44	-
Nakawa	-	65	92	97	57	24	-
Received funds							
Kampala							
Central	50,000,000	97,200,000	180,000,000	42,500,000	125,000,000	55,000,000	60,000,000
Makindye	256,010,000	276,800,000	262,000,000	305,000,000	185,000,000	210,000,000	370,000,000
Kawempe	Data not Available	275,000,000	305,000,000	290,000,000	360,000,000	390,000,000	285,000,000
Lubaga	256,387,500	342,500,000	319,367,500	117,000,000	214,000,000	302,000,000	274,000,000
Nakawa	-	-	-	-	-	-	-
Number of beneficiaries							
Kampala							
Central	216	380	325	208		371	264
Makindye	1,276	1,082	1,155	1,281	968	930	1,374
Kawempe	-	1,287	1,263	672	1,728	1,938	1,282
Lubaga	1,729	1,967	1,692	846	1,091	1,492	1,388
Nakawa	-	-	-	-	-	-	-

Beneficiaries by category							
Male	1,004	1,393	1,192	933	1,281	1,540	1,593
Female	2,006	2,893	2,919	1,866	2,763	2,820	3,356
PWD	-	-	12	7	56	19	24
Youth	-	865	716	252	370	413	693

Source: KCCA-Directorate of Gender, Production and Community Services, 2019

Table 48: Beneficiaries of the Community Driven Development Programme

Year		Central	Kawempe	Lubaga	Makindye	Nakawa	Totals
2012/13	M	78	-	540	464		1,082
	F	138	-	1194	812		2,144
	P		-	-	-		0
	Y	98	-	-	-		98
2013/14	M	127	448	627	318		1,520
	F	253	839	1,320	734		3,146
	P		-	-	-		0
	Y	182	865	-	-		1,047
2014/15	M	88	424	436	332		1,280
	F	237	839	1257	823		3,156
	P		12	-	-		12
	Y	273	716	-	-		989
2015/16	M	66	262	305	305	356	1,294
	F	142	410	541	541	524	2,158
	P	3	7	-	19	8	37
	Y	116	252	-	467	530	1,365
2016/17	M	247	605	368	308		1,528
	F	206	1,123	980	660		2,969
	P		16	-	40		56
	Y	151	105	179	86		521
2017/18	M	147	764	456	320		1,687
	F	224	1,174	1036	610		3,044
	P	-	19	-	42		61
	Y	188	413	-	102		703
2018/19	M	99	513	616	464		1,692
	F	165	769	1677	910		3,521
	P	12	23	1	46		82
	Y	94	339	354	122		909
		3,334	10,937	11,887	8,525	1,418	36,101

Source: KCCA-Directorate of Gender, Production and Community Services, 2019

Key: M = male, F = female, P = people with disabilities, Y = youth

Notes: Lubaga Division

FY 2012/2013:

1. Kasubi Community Health Initiative Care Initiative Group has 20 members but they are not disaggregated into male and female as per data available on file.
2. Available information on file for; Uganda Women and Children Network for Development and Namirembe Sweater Makers does not capture the number of beneficiaries.

FY 2013/2014:

3. Youth Empowerment Development and Aids Awareness has a total of 20 beneficiaries but it's not disaggregated into Male and Female

4.13.7 The Youth Venture Capital Fund - Youth Loan (KCCA – Centenary Bank)

In 2012 KCCA signed a memorandum of understanding with centenary bank to extend and manage the KCCA the Youth Venture Capital Fund. As at December 2019, a total of UGX 43,255,264,783 loans were extended to 14,245 youths and 995 Youths had outstanding loans totalling to UGX 19,440,66,288 of the available fund of UGX 2,800,948,221.

4.13.8 Uganda Women's Enterprise Programme (UWEP)

This programme started in FY 2015/2016 with a total budget of UGX 173,304, 418. The programme is aimed at improving women access to financial service and equipping women with skills for enterprise growth, value addition and marketing of products and services. Table 49 below shows the number of beneficiary groups and funds recovered across the five divisions in Kampala.

Table 49: UWEP beneficiary groups and funds recovered FY 2017/2018

Division	FY 2017/18	
	Group Funded	Amounts Recovered (UGX)
Nakawa	8	1 290,000
Makindye	11	7,140,000
Kawempe	0	1,170,000
Lubaga	8	3,556,200
Central	4	2,123,000
Total	31	15,279,200

KCCA Annual report 2017/18

4.14 Promoting Urban Agriculture in Kampala

A special form of food production system known as Urban-agriculture and also referred to as Intensive Metropolitan Agriculture, is practiced in cities all over the world including Kampala and is on the increase. Urban agriculture is a chain of activities that involves growing of plants, raising of animals, processing and marketing within and around cities, in a unique way that links the economic and ecological system of a city. KCCA is promoting urban agriculture with the aim of promoting food security, household income and employment.

Urban agriculture has in the past, been a silent part of Kampala's economy and has not received much attention in national programmes because it has been perceived as a nuisance, a risk to public health and its economic benefits were not appreciated. The negative views are slowly fading away and the numbers of urban farmers is slowly rising. Interventions to promote urban agriculture include among others:

- NAADS
- Kyanja Agricultural Resource Centre.

For purposes of supporting this viable industry, KCCA embarked on establishment of the facility is set on 31 acres of land.

4.14.1 National Agricultural Advisory Services

NAADS is a Government of Uganda programme that aims to increase farmers' access to information, knowledge and technology for profitable agricultural production. The NAADS programme for Kampala stated in the FY 2011/2012. Given its urban setting the programme has targeted market oriented farmers with enterprises of high productivity per unit area as guided by the NAADS Secretariat. The following enterprises have been promoted over the years; Poultry, Piggery, Mushroom, backyard gardening with high value crops, fish farming and to a less extent dairy farming

Over the period, the programme has benefited over 8,329 beneficiaries and the Table below gives a summary of the number of beneficiaries in the different Divisions since FY2011/2012

Table 50: NAADS Beneficiaries per Division between 2011/12 and 2018/19

Financial Year	Division					TOTAL
	Nakawa	Makindye	Kawempe	Lubaga	Central	
FY 2011/12	282	293	259	156	100	1,090
FY2012/13	186	241	138	86	63	714
FY2013/14	399	253	318	218	105	1,293
FY 2014/15	263	166	232	203	42	906
FY 2015/16	239	150	199	134	-	722
FY 2016/17	276	240	216	156	123	1,011
FY2017/18	325	284	280	180	200	1,269
FY2018/19*	321	300	564	Not yet distributed	139	1,324
TOTAL	2,291	1,927	2,206	1,133	772	8,329

4.14.2 Kyanja Agricultural Research Centre

KCCA set aside 31 acres of land at Kyanja, on which it is gradually developing a farmer's resource centre focusing on Urban Farming with the following objectives;

- To demonstrate urban farming technologies
- To offer hands-on training for farmers
- To produce high quality seed for farmers (vegetable seedlings, piglets, chicks and fish fingerlings)
- To provide breeding services for pig farmers
- To provide a centre for bulking and marketing farm produce
- To carry out research and development in efficient production systems for urban farmers

Services and facilities operating at Kyanja

- The pig breeding unit
- Kuroiler chick brooding and rearing units
- Micro-gardening demonstrations
- Green houses
- Seed propagation unit
- Aquaculture unit
- Hydroponic fodder units
- Farmer training
- Research and Development

Table 51: Kyanja Demonstration Farm

KYANJA AGRICULTURAL RESOURCE CENTRE- 7 YEAR REPORT									
No.	Section/ Item	19/20	18/19	17/18	16/17	15/16	14/15	13/14	TOTAL
1	Crop Section	QTR 1							
	Vegetable Seedlings produced	22,000	155,800	17,400	8,300	5,100	2,300	0	210,900
	Vegetable Harvest (Kg)	684	3,061	1,020	734	530	368	0	6,397
2	Kuroiler Section								
	No. of chicks supplied	1,000	30,354	12,328	26,700	18,365	1,000	0	89,747
	No. of chicks died/ culled	300	5,760	2,693	5,610	1,684	80	0	16,043
	No. of chicks to NAADS/ Farmers	700	24,594	9,635	21,090	16,681	920	0	73,704
3	Piggery Section								
	No. of pigs Stocked	10	14	0	0	26	0	25	75
	No. of pigs died / culled	0	0	25	0	1	25	0	51

	Cause of Death	-	-	ASF		culled	ASF	0	ASF
	No. of piglets born	58	97	180	236	207	332	0	1,110
	No. of piglets died/ culled	16	21	30	61	52	56	0	236
	No. of piglets to NAADS/ Farmer	42	76	150	175	155	276	0	874
	No. of pigs Inseminated	187	515	421	689	0	0	0	1812
4	Fish Section								
	Tilapia	768	6,000	100	0	0	0	0	6,868
	Catfish	1,854	2,480	1,200	0	0	0	0	5,534
5	Hydroponic Barley Fodder								
	Grains Supplied (Kg)		1,400		5,964	1500	0	0	8,864
	HBF Produced (Kg)	316	1,700	5,205	1,697	1,575	0	0	10,493
6	People Trained (Visitors)	1,740	11,771	10,689	5,831	1,817	692	314	32,854

NOTE: ASF-African Swine Fever Disease Outbreak countrywide; AI- Artificial Insemination

4.15. Labour Administration

KCCA endeavours to promote a harmonious working environment free of violation of workers and employers' rights through; handling of labour disputes; computing and settlements of workers' compensation claims, carrying out inspection at work places and offering technical advice and information to employers and employees on labour laws.

4.15.1 Labour Disputes

Labour disputes and workers' compensation cases reported and cleared, workplace inspection, sensitisation of workers and technical advice given to employers.

Table 52: Labour Disputes handled by KCCA 201/13 – 2018/19

Kampala District	Number per Financial Year						
	2012/13	2013/14	2014/15	2015/16	2016/17	2017/18	2018/19
Labour Disputes Reported	790	1772	1736	1831	1870	1976	2,182
Cleared	448	923	794	1167	1178	1060	1,207
Workers' Compensation cases reported	386	1138	994	998	1002	897	864
Cases Cleared	113	435	724	522	746	469	426
Work place inspections	0	0	250	286	553	265	206
Sensitisation of Workers about labour laws	--	2674	4337	3100	14358	7079	11,145
Employers engaged	--	--	2641	1914	5154	2862	4481
CENTRAL							
Labour Disputes Reported	--	--	314	559	531	599	649
Cleared	--	--	175	438	344	332	253
Workers' Compensation cases reported	--	--	283	408	331	265	191
Cases Cleared	--	--	253	222	253	90	81
Work place inspections	--	--	39	47	250	41	14
Sensitisation of Workers about labour laws	--	--	896	325	4814	307	2561
Employers engaged	--	--	348	750	2014	307	813
KAWEMPE							
Labour Disputes Reported	--	--	276	465	220	247	356
Cleared	--	--	257	280	143	152	225
Workers' Compensation cases Reported	--	--	91	165	129	127	174
Cleared	--	--	52	77	81	92	110
Work place inspections	--	--	32	84	45	45	44
Sensitisation of Workers about labour laws	--	--	622	0	1516	828	1631
Employers engaged	--	--	313	0	620	702	2680
LUBAGA							
Labour Disputes Reported	--	--	530	134	284	311	-
Cleared	--	--	166	100	203	179	-
Workers' Compensation cases Reported	--	--	297	79	190	189	-
Cleared	--	--	292	25	122	96	-
Work place inspections	--	--	60	28	91	40	-
Sensitisation of Workers about labour laws	--	--	1499	936	2680	1311	-
Employers engaged	--	--	561	633	829	307	-
MAKINDYE							
Labour Disputes Reported	--	--	377	280	326	352	310
Cleared	--	--	266	139	315	371	232
Workers' Compensation cases Reported	--	--	154	87	59	67	75
Cleared	--	--	87	43	30	54	61
Work place inspections	--	--	50	61	90	78	89
Sensitisation of Workers about labour laws	--	--	513	1839	2602	2552	959
Employers engaged	--	--	135	531	813	976	1590
NAKAWA							
Labour Disputes Reported	--	--	239	393	509	467	518
Cleared	--	--	196	349	488	397	335
Workers' Compensation cases Reported	--	--	169	259	293	249	266
Cleared	--	--	40	155	260	137	133
Work place inspections	--	--	69	66	77	61	43
Sensitisation of Workers about labour laws	--	--	807	0	2746	2081	2141
Employers engaged	--	--	1284	0	878	570	650

Source: KCCA-ESB, 2019

CHAPTER FIVE: TRANSPORT AND GETTING AROUND KAMPALA

5.1 Road Transport

Road transport is the dominant transport mode in the City.

5.1.1 City Road Network

The Kampala City road network consists of a total of 2,110 kms. This includes both the paved (about 35%) and the unpaved (about 65%).

Table 53: Paved and Unpaved Roads by Division 2019 Kms

Status	Kampala (Total)	Central	Kawempe	Lubaga	Makindye	Nakawa
Paved	616	151	82	88	111	184
Unpaved	1,494	32	325	375	398	364
Total	2,110	183	407	463	509	548

5.1.2 Road Network Condition

Kampala city paved road network increased from 463Kms in 2013 to 616 Kms in 2019.

Table 54: Kampala Road Network Condition (improvements 2013 – 2019)

Item	June 2013	June 2014	June 2015	June 2016	June 2017	June 2018	June 2019
KCCA Roads (paved) – fair to good	35%	48%	49%	49%	51%	55%	62%
KCCA Roads (unpaved) – fair to good	60%	60%	61%	61%	70%	70%	73%
KCCA Paved road network (Km)	463	483.5	498	500	578	595	616

Source: KCCA-Engineering and Technical Services Directorate, 2019

5.1.3 Cost of road construction in Kampala

On average, the current cost of constructing (paving/tarmacking) 1 km of a road in Kampala is estimated at USD 1,000,000 (UGX 3,730,000,000 (Dec 2019 exchange rate)). It should be noted that the overall cost depends on various factors including the amount of compensation and distance from the central Business District, among others. Given the above, KCCA will require in the region of USD 1,400 million UGX 5 trillion to tarmac the City road network of 1,400 kms.

5.1.4 Road Junctions

Most of Kampala's major road intersections are characterised as roundabouts. According to the GKMA transport Master Plan 2018, these intersections are always congested and have significant negative impacts on traffic flow throughout the road network. A solution to this issue is the conversion of roundabouts to higher capacity signalised junctions.

5.1.5 Signalised Road Junctions

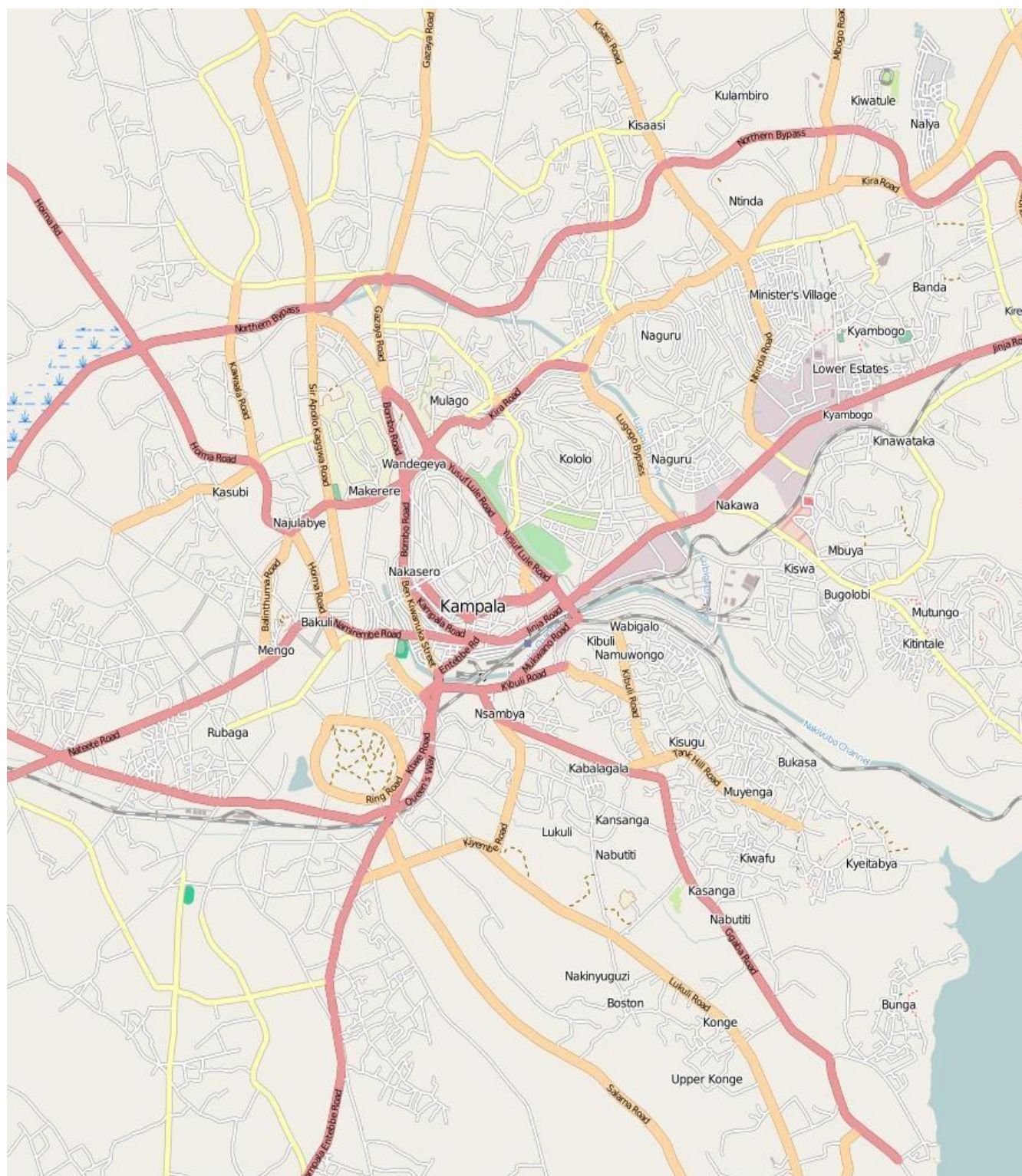
Currently, there are 25 signalised road junctions in Kampala.

Table 55: Signalised Junctions

N0.	Name of Road Junction
1	Upper Kololo Terrace/Wampewo
2	Bombo Rd/Mambule (Bwaise)
3	Hoima Rd/Makerere Hill Road
4	Makerere Hill Rd/Bombo Road (Wandegeya)
5	Kira Rd/Lugogo Bypass
6	Old Kira Rd/Kira Road
7	Kira Rd/Bukoto Kisaasi Road
8	Jinja Rd/New Portbell Road
9	Hoima Rd/Kyadondo Road
10	Hoima Rd/Namirembe Road
11	Jinja Rd/Yusuf Lule Road

12	Nsambya Rd/Ggaba Road
13	NsambyaRd/Queens Way
14	Entebbe Rd/Queens Way Road
15	Jinja Road /Lugogo Bypass Road
16	Lugogo Bypass/Upper KololoTerrace (Kati Kati)
17	Kampala Rd-Entebbe Road
18	Lugogo Bypass/Naguru Road
19	Makerere Hill Rd/Sir Apollo Kaggwa Road
20	Makerere Hill Rd/Gadhafi Road
21	Makerere Hill Rd/Makerere University Road
22	Fair Way Junction
23	Nateete
24	Kyaddondo Ped
25	Junju Ped

Figure 20: Kampala Road Network, 2019



5.1.6 Street Lights in Kampala

Street lighting is a key element in the attainment of developed and safe cities. There are currently 5,436 street lights in Kampala City. Of these, 3,698 are connected to the national hydro-power grid while 1,738 are solar light installations. See details in table 56 below

Table 56: Street lighting in Kampala as at December 2019

Street Lights	Kampala		Central		Kawempe		Lubaga		Makindye		Nakawa	
	Lighting Points	Working	Lighting Points	Working	Lighting Points	Working	Lighting Points	Working	Lighting Points	Working	Lighting Points	Working
Total Number of street lights	5,436	4,068	2,436	1,991	678	469	477	271	914	695	931	642
Lights on national grid (hydro power)	3,698	2,487	1,610	1,258	314	114	354	149	722	544	698	422
Metallic Pole	1772	-	455	-	312	-	293	-	411	-	301	-
Wooden Pole	1926	-	1155	-	2	-	61	-	311	-	397	-
Solar lights	1,738	1581	826	733	364	355	123	122	192	151	233	220

Source: Directorate of Engineering and Technical Services, 2019

5.1.7 Planned Expressway road Projects to Decongest the City

The GKMA Transport Master Plan gives details of twelve expressway projects that will help to decongest the City as seen in the table below.:

Table 57: Expressway Projects to Decongest the City

No.	Project Name	Explanation
1	Kampala-Entebbe Expressway	Road project to build a high-quality expressway between Kampala and Entebbe. This expressway will be 51km. The project is expected to improve accessibility to Entebbe International Airport and the residential areas between it and the city centre.
2	Zana-Kajjansi Road Rehabilitation	Rehabilitation of existing section of the Kampala-Entebbe corridor. Congestion along this section of the roadway is currently very heavy and this project means to improve road geometry and relieve congestion
3	Kampala Northern Bypass	Road project to increase capacity along the busiest axis of daily travel in Kampala. Traffic along this West-East corridor is already a challenge for the city and is only expected to increase by 2040. This project focuses on further road geometry improvements and road segregation
4	Kampala Southern Bypass	Extension of the Northern Bypass from Namboole to Munyonyo (18 km). This section of the roadway is planned as a toll way and will provide continuous service of the ring road to bypass the city centre. In addition, this project will facilitate the completion of the entire ring road in the future.
5	Kampala – Jinja Expressway	New toll road connecting Kampala to Jinja. The new, high quality road routing will avoid built up residential areas, increasing road safety and decreasing negative impacts of high speed traffic in this area. A direct route between the cities will decrease congestion and allow for better freight and long distance accessibility along the corridor north of Lake Victoria. This is one of the most important road corridors in Uganda
6	Kampala – Mpigi Expressway	A 32km, 4 lane expressway connecting the city of Mpigi to central Kampala. This route will provide increased road supply for growing demand as well as improving safety by introducing road separation measures and more
7	Kampala – Bombo Expressway	A 32km, 4 lane expressway connecting the city of Bombo to central Kampala. This route will provide increased road supply for growing demand as well as improving safety by introducing road separation measures and more
8	Kampala Outer Beltway	100km road linking through Ggaba, Mukono, Seeta, Namugongo, Kiira, Kasangati, Matugga, Wakiso, Buloba and Nsangi. Ring roads are designed to funnel traffic out of the city centre and benefit long distance trips with an emphasis on freight.
9	Kampala – Busunju Expressway	A 56km expressway connecting Kampala with the Busunju area. This road will replace the poor quality existing Hoima-Kampala Road with a focus on increased mobility and improved safety. The current road is very prone to accidents
10	Namboole – Mukono Road Upgrade	Provision of alternate route between Eastern Kampala to Mukono

11	Kampala Flyover	Unique flyover road through central Kampala over 4km from the Clock Tower to the Airtel Uganda building. The project will add increased road supply in the city centre, mainly serving private vehicles instead of Public Transport or Non-Motorised Transport
12	VVIP route	5km flyover connecting the Fairway directly to the Northern bypass. While this project provides rapid mobility for private vehicles instead of Public Transport and Non-Motorised Transport, it creates a massive and new infrastructure in an already dense and complex urban space

Source: Multi-Model Urban Transport Master Plan for Greater Kampala Metropolitan Area, 2018

5.2 Rail Transport

Kampala City does not have a City rail transport network of its own. It however has the national rail network bordering the Central Business District. The rail transport is managed by the Uganda Railways Corporation (URC) a Government agency and it has its headquarters located in Kampala. The service includes Commerccail Cargo transport and Passenger Rail Service

Passenger Rail Service

The passenger rail service was re-introduced in 2015.

Table 58: Current and proposed passenger rail routing

Kampala to ;	Length (kms)	Est. Ridership	Number of coaches	Coach Siting Capacity	Number of engines	Status	Daily trips
– Namanve	10	4,000	5	200	-	Operational	3
– Port Bell	-	-	-	-	-	Not operational	-
– Kyengera	-	-	-	-	-	Not operational	-

5.3 Air Transport

Kampala City does not have its own air transport infrastructure. Entebbe International Airport or sometimes referred to as Entebbe International Airport Kampala is the country's major airport. located 42 kms South of the City serves the City air transport needs. The airport serves numerous domestic and international destinations. There are however several areas where helicopters can land.

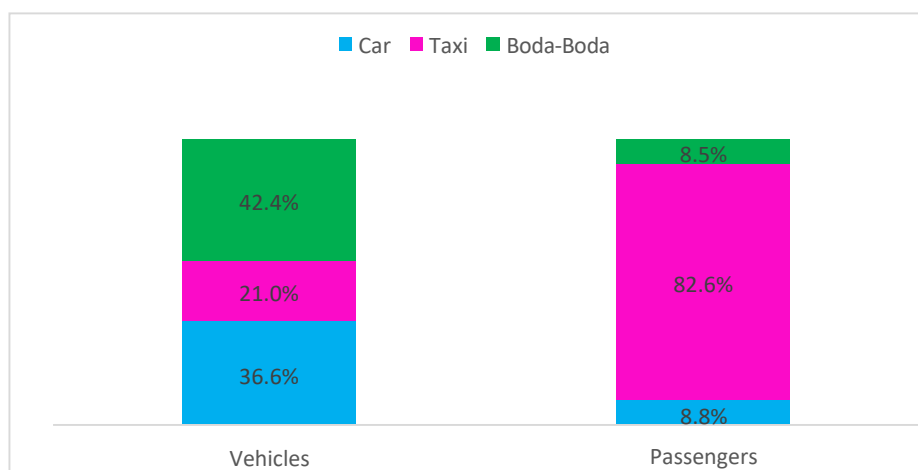
5.4 Water Transport

Although Kampala has high potential for water transport, like the rest of the Country Water transport in Uganda is still far from being efficient yet worldwide, it is known for its big capacity to connect Cities and regions.

5.5 Getting around Kampala

Kampala City is currently facing severe traffic congestion mainly due to the increase in population and lack of an efficient mass public transport system. The lack of a quality public transport system has led to sharp increase in 14 seater vehicles, use of private cars and motorcycles (Boda Bodas) as alternative means of transport. Currently, the largest number of public transport vehicles on the city centre streets are low-capacity taxis and single passenger motorcycles (boda bodas). A mass transit system is needed to serve as the back bone of the transport system in Kampala.

Figure 21: Motorised Modal Split Estimation (2018)



5.5.1 Average Man-Hours Lost and Estimated Cost to the Economy

It is estimated that 24,000 man-hours are lost every day due to traffic jam in Kampala (Daily Monitor, 6 February, 2019). That translates in 288,000 man-hours lost every year as a result of traffic congestion in the city of Kampala. Table 59 shows the estimated time taken for a person to travel from home to the place of work in the Central Business District (CBD) depending on location.

Table 59: Travel Time from Home to Place of Work in the CBD and GKMA

Home	Destination	Transport means	Estimated time taken
From within the CBD	Work place within the CBD	Public Transport	25 minutes
From within Kampala	Work place within the CBD	Public Transport	50 Minutes
From GKMA	Work place within the CBD	Public Transport	80 minutes

Source: Multi-Modal Urban Transport Master Plan for GKMA, 2018

5.5.2 Registered Commercial Vehicles in Kampala, 2018

Table 60: Registered Commercial Vehicles in Kampala

Type	Year	Registered Number	Central	Kawempe	Lubaga	Makindye	Nakawa
Buses/ Coasters (30-39)	2014-2015	254	No disaggregated data available				
	2015-2016	846					
	2016-2017	2,040					
	2017-2018	586					
	2018-2019	-					
Buses/ Coasters (19-29)	2014-2015	3,209	No disaggregated data available				
	2015-2016	5,057					
	2016-2017	7,572					
	2017-2018	1,165					
	2018-2019	-					
Commuter Taxi	2014-2015	443,866	No disaggregated data available				
	2015-2016	683,262					
	2016-2017	853,948					
	2017-2018	120,761					
	2018-2019	-					
Car Special Hire	2014-2015	319	279	-	1	23	16

(1-4 seater)	2015-2016	1,618	1393	42	21	63	99
	2016-2017	4,778	3553	137	449	221	418
	2017-2018	3,687	3309	50	145	84	99
	2018-2019	50	50	-	-	-	-
Car Special Hire (5-8 seater)	2014-2015	233	72	8	87	32	34
	2015-2016	1133	727	45	176	98	87
	2016-2017	5,185	2976	473	913	449	374
	2017-2018	2,044	1310	150	260	230	94
	2018-2019	-	-	-	-	-	-

Source: Ecitite Report on Registered Vehicles, 2019

Note: there were no registrations of commercial road vehicles/users in FY 2018/19 and FY 2019/20

5.5.3 Gazetted Commercial Vehicle Stages and Parks

Table 61: Number of Gazetted Stages and Parks for each Category of Commercial Vehicles

Category	YEAR	Central		Nakawa		Makindye		Lubaga		Kawempe	
		Parks	Stages	Parks	Stages	Parks	Stages	Parks	Stages	Parks	Stages
Buses Or Coaster 30- 39 Seater	2014- 2015	3	4	-	-	-	-	-	-	-	-
	2015- 2016	7	12	-	-	-	-	-	-	-	-
	2016- 2017	6	8	-	-	-	-	-	-	-	-
	2017- 2018	4	5	-	-	-	-	-	-	-	-
	2018- 2019	-	-	-	-	-	-	-	-	-	-
Buses Or Coaster 19- 29 Seater	2014- 2015	2	23	-	-	-	-	1	1	-	-
	2015- 2016	6	27	-	-	-	-	1	1	-	-
	2016- 2017	6	32	-	-	-	-	1	1	-	-
	2017- 2018	6	29	-	-	-	-	1	1	-	-
	2018- 2019	-	-	-	-	-	-	-	-	-	-
Commercial 14 seater Taxis	2014- 2015	10	85	1	1	-	-	3	25	-	-
	2015- 2016	10	85	1	1	-	-	2	24	-	-
	2016- 2017	10	86	1	2	1	1	2	25	-	-
	2017- 2018	10	86	1	1	1	1	2	25	-	-
	2018- 2019	-	-	-	-	-	-	-	-	-	-
Special Hire 1-4 Seater	2014- 2015	2	8	1	2	1	1	1	1	-	-
	2015- 2016	4	34	1	9	1	5	2	6	1	3
	2016- 2017	5	47	1	11	1	13	2	10	1	6
	2017- 2018	6	45	1	10	1	12	2	10	1	6
	2018- 2019	1	3	-	-	-	-	-	-	-	-
Special Hire 5-8 Seater	2014- 2015	2	5	1	2	1	2	1	2	1	1
	2015- 2016	3	30	1	10	1	11	1	7	1	3
	2016- 2017	1	46	1	11	1	17	2	12	1	6
	2017- 2018	5	41	1	11	1	17	2	12	1	6
	2018- 2019	-	-	-	-	-	-	-	-	-	-

Source: Ecitite reports on Registered Vehicles

5.5.4 Bus transport in Kampala

5.5.4.1 Bus Terminals

Table 62: Bus Terminals in the Central Division (2019)

Name of Park	Status of Park	Location	Areas served
Baby Coach	Ungazetted	Arua park	Northern routes i.e. Juba via Gulu, Nimule, Arua, Koboko and Paidia,
Bakuli Bus Terminal	Ungazetted	Old Kampala	Western Routes to Masaka, Lyantonde, Mbarara. Interstate routes to Nairobi, Juba. Eastern Routes to Mbale, Tororo, Moroto.
California Bus Park	Ungazetted	Arua Park	Northern routes
Easy Coach	Ungazetted	Dewinton Street	Eastern route (Nairobi)

Eco Bus Company Ltd	Ungazetted	Bombo road next to Kobil	Northern Route (Juba)
Horizon Coaches Ltd	Ungazetted	Downtown Kampala near Swaminaryan Temple	Western route: Bujumbura, Bukavu, Kigali, Gisenyi, Goma, Kisoro, Kabale, Mbarara, Beni, Butembo, Kagadi
Jaguar Bus Terminal	Ungazetted	Old Kampala	Rwanda, Democratic Republic of Congo
Kalita	Ungazetted	Nakivubo	
Kisenyi Bus Terminal	Ungazetted	Kisenyi Area	All routes
Link Bus Services	Ungazetted	Kisenyi area	Western routes: Mubende, Fort Portal, Kasese, Rakai
Mash Bus Services Ltd	Ungazetted	Along Lubaga road	Western and Eastern routes: Kigali, Nairobi, Mombasa, Malindi, Kisumu
Nateete Bus Park	Gazetted	Nateete	n/a (Western routes)
Nile Coach Bus Services	Ungazetted	Arua Park	<ul style="list-style-type: none"> Northern routes i.e. Arua-Kaboko-Yumbe Packwach-Nebbi-Parombo-Paidha Gulu-Adjumani-Moyo Mahagi-Bunia-Kisangani
Posta Uganda Bus Terminal	Ungazetted	Kampala road	Kitgum, Kabale, Kisoro
Simba Coach Uganda Limited	Ungazetted	Lumumba Avenue	<ul style="list-style-type: none"> Busia-Kisumu Nairobi-Mombasa Dar-es-Salam Mutukula Bukoba-Dar-es-Salam
Trinity Bus Terminal	Ungazetted	Old Kampala (Central Division)	Kabale, Kigali, Goma, Bukavu, Dar-es-salaam
Ubumwe Bus Terminal	Ungazetted	Old Kampala	n/a
Namayiba Bus Park	Ungazetted		
Bwaise Park	Gazetted	Bwaise	Northern Routes
Banda park	UnGazetted	Banda	Eastern Routes

Note: All Bus terminals are privately owned

5.5.4.2 Bus Transport Associations

Table 63: List of Major Bus Transport Associations

	Name of Association
1	Northern Route Bus Owners and Operators Association
2	Eastern Route Bus Owners and Operators Associations
3	Western Route Bus Owners and Operators Associations
4	Uganda Bus Owners Association (central ltd)
5	United Bus Owners Association

5.5.5 Gazetted public transport stations and stages (accommodating over 20,032 taxis)

Table 64: Gazetted Public and Private Commuter Taxi Parks

	Name of Park	Ownership/ Management	Division	Size	Capacity- No. of taxis
1	Old Taxi Park	KCCA	Central	-	8,802
2	New Taxi Park	KCCA	Central	-	2,826
3	Usafi	KCCA	Central	-	2,446
4	Namayiba	Private	Central	-	1,670
5	Nateete	Private	Lubaga	-	1,010
6	Kisenyi	Private	Central	-	2,505
7	Namirembe	Private	Lubaga	-	737

Source: E-Citie Registration Data, 2017

5.5.6 Major Taxi Players (Transport Associations)

Table 65: Major Taxi Players (Transport Associations) 2019

Name of Association
Kampala Operational Taxi Stages Association (KOTSA)
Uganda Taxi Operators and Drivers Association (UTODA)-Awakula Enume
Uganda Transport Development Agency (UTRADA)
Cooperation of Taxi Operators and Drivers Association (COTODA)
Usafi Drivers and Conductors SACCO
Zaana-Namasuba Taxi Stage Operators Association
Kisenyi Taxi Transport Cooperative Society Ltd
New Kamwokya Taxi Drivers and Conductors Association (NKTDCA)

5.5.7 Motorcycle Transport (Boda Boda) and bicycles (Boda registration (2014))

Over the past 10 years there has been significant growth in motorcycle use in the Country and most especially their use as passenger service vehicles commonly referred to as Boda-Boda. In Kampala, the rise in use of motorcycles is seen to be a result arising from a vacuum created by lack of mass public transport facilities and heavy congestion on the City roads.

It is estimated that over 500,000 motorcycles (boda bodas) operate in Kampala and the neighbouring Districts. This industry alone employs an estimated 750,000 young men, it is a source of livelihood to over 1,500,000 people and a source of revenue through the direct and indirect taxes to Government.

There are 579 approved bodaboda stages in Kampala city. See annex 3 for details on bodaboda stages

Table 66: Approved Bodaboda Stages in Kampala

Division	No. of Stages
Central	32
Kawempe	89
Lubaga	176
Makindye	136
Nakawa	146
Total	579

5.5.8 Companies with digital mobile applications for taxis and boda bodas

Table 67: Digital Mobile Travel Companies

N0.	List of Digital Mobile Travel Companies Operating in Uganda		
1	Spesho	8	inDriver
2	Safe Boda	9	Matatu Pay
3	Taxify	10	Kommute
4	Uber	11	Ollie Taxi
5	Dial Jack	12	Mak Boda
6	Bolt Boda/Taxi	13	City Boda
7	Mondo Ride		

5.5.9 Some of the Boda Boda Associations in Kampala

Table 68: Boda Boda Associations in Kampala

N0.	Name of Association
1	Uganda National Boda Boda Association
2	Kampala Metropolitan Boda Boda Entrepreneurs (KAMBE)
3	National Federational of Professional Cyclists Network (NFPC)

Table 69: Summary of results from Motorcycle (Boda) registration by KCCA 2014/15

		Corporates	Individuals	Central	Lubaga	Kawempe	Makindye	Nakawa	Totals	
Registered				18,937	11166	9690	8,185	6,415	54,393	
Data captured		2464	8987	13980	7463	6487	5889	4285	54,393	100%
Data accessed									54,393	100%
2 stroke		396	982	285	279	140	40	89	2,211	4%
4 stroke		2033	7881	13541	7041	6291	5834	4175	46,796	94%
Other		35	124	154	143	56	15	21	548	1%
Logbook	Yes	1997	7425	8312	5918	3904	3960	2707	34,223	69%
	No	451	978	4263	924	1829	1541	1114	11,100	22%
	N/D	16	584	1405	621	754	388	464	4,232	9%
Permits	Yes	-	2361	3893	1304	998	1120	866	10,542	21%
	No	-	4188	6147	4513	3879	3111	2127	36,549	74%
Helmets	N/D	190	706	1315	582	542	402	446	4,183	8%
	0	2228	966	640	790	510	275	321	5,730	12%
	1	46	6921	10774	5323	4932	4763	3253	36,012	73%
	2	0	394	1251	768	503	449	265	3,630	7%
PSV	Yes	-	669	4087	1106	767	1334	660	8,623	17%
	No	-	6604	7800	5009	4673	3722	2886	30,694	62%
	N/D	-	1714	2093	1348	1047	833	739	7,774	16%
Reflector jackets										0%
Training operating car		-	2584	4103	2123	2038	1814	1361	14,023	28%
Training in first aid		-	2620	4192	1958	1657	2016	1379	13,822	
Other training		-	759	1579	783	723	601	368	4,813	10%
No training		-	3024	4106	2596	2069	1458	1177	14,430	29%
Ownership		-	259	3853	1275	1812	1384	1258	9,841	20%
	Loan	-	8608	9467	6031	4290	4212	2960	35,568	72%
	Paid up	-	47	539	121	355	262	50	1,374	3%
	Hired	-	73	121	36	30	31	17	308	1%
Third party	N/ D	-	665	939	385	577	521	517	3,604	7%
	Comp.	1331	309	688	260	253	165	440	3,446	7%
	Regular	850	2083	4836	1194	993	1480	515	11,951	24%
	NONE	283	5930	7517	5624	4664	3723	2813	30,554	62%

5.5.10 Private Vehicles

There is no record on the current number of private vehicles in the Kampala

5.5.11 Car Parking Facilities

There are both Public (KCCA Managed) and Private Parking facilities in the City. The Public parking facilities were contracted to **Multiplex** in the Central Division.

CHAPTER SIX: HEALTH SERVICES

6.1 Health Demographic Information

Table 70: Health Demographic Information

Parameter	Proportion	2015/16	2016/17	2017/18	2018/19
Total Population	100%	1,528,796	1,555,598	1,582,997	1,610,500
Males	48.6%	742,995	756,021	769,337	782,703
Females	51.4%	785,801	799,577	81,366	827,797
Children Below 18 Years	55.1%	842,367	857,134	872,231	887,385
Adolescent and Youth (10-24)	34.8%	532,021	541,348	550,883	560,454
Orphans for children below 18 years	10.9%	166,639	169,560	172,547	175,544
Persons under 15 years of age	46%	703,246	715,575	728,179	740,830
District HIV Prevalence (ANC weighted)	7.1%	108,544	110,447	112,393	114,345
District Malaria Prevalence	<1%	15,288	15,556	15,830	16,105
Infants below one year	4.3%	65,738	66,891	68,069	69,251
Children Below 5 years	17.7%	270,597	275,341	280,190	285,058
Women of reproductive age (15-49 years)	20.2%	308,817	314,231	319,765	325,321
Expected number of pregnancies	5%	76,440	77,780	79,150	80,525
Estimated number of live births	4.85%	74,147	75,447	76,775	78,109
Estimated # of PLHIV	6.9%	105,487	107,336	109,227	111,124
Annual Expected Number of TB Cases	--	--	--	10,147	11,052
Annual Expected TB cases in children (0-14 years)	--	--	--	1,474	1,658

Source: HMIS KCCA/UBOS 2017

6.2 Ownership of Health Facilities

Table 71: Health Facility Levels and Ownership

Facility Level	Ownership				% By Level
	GOVT.	NGO	PFP	Total	
National Referral Hospital	4	0	0	4	0.27%
Hospital	3	6	14	23	1.54%
Health Centre (HC) IV	1	2	8	11	0.73%
Health Centre (HC) III	6	17	30	53	3.54%
Health Centre (HC) II	12	36	1,358	1,406	93.92%
Total	26	61	1,410	1,497	100.00%
% By Ownership	2%	4%	94%	100%	

Source: DPHE HF inventory 2019

Table 72: Level and Ownership of Health Facility in Kampala by Division

Division	Facility Level	OWNERSHIP				% by division
		GOVT.	NGO	PFP	Sub Total	
Central	National Referral Hospital	0	0	0	0	0%
	Hospital	1	1	7	9	4%
	HC IV	1	0	1	2	1%
	HC III	0	6	7	13	6%
	HC II	7	9	191	207	87%
	Sub Total	9	16	206	231	100%
	% by ownership within the division	4%	7%	89%	100%	
Lubaga	National Referral Hospital				0	0%
	Hospital	0	3	1	4	1%
	HC IV	0	0	0	0	0%
	HC III	2	3	3	8	3%
	HC II	0	5	267	272	96%
	Sub Total	2	11	271	284	100%
	% by ownership within the division	1%	4%	95%	100%	
Makindye	National Referral Hospital	0	0	0	0	0%
	Hospital	0	2	2	4	1%
	HC IV	0	0	0	0	0%
	HC III	2	3	7	12	3%
	HC II	2	4	362	368	96%
	Sub Total	4	9	371	384	100%
	% by ownership within the division	1%	2%	97%	100%	
Kawempe	National Referral Hospital	2	0	0	2	1%
	Hospital	0	0	0	0	0%
	HC IV	0	1	5	6	2%
	HC III	1	2	8	11	4%
	HC II	0	9	282	291	94%
	Sub Total	3	12	295	310	100%
	% by ownership within the division	1%	4%	95%	100%	
Nakawa	National Referral Hospital	1	0	0	1	0.4%
	Hospital	2	0	4	6	2.0%
	HC IV	0	1	2	3	1.1%
	HC III	1	3	5	9	3.1%
	HC II	3	9	256	268	93%
	Sub Total	7	13	267	287	100%
	% by ownership within the division	2%	5%	93%	100%	

Source: HMIS KCCA/UBOS 2017

6.3 Preferred Medical Service Providers in Kampala

71% Kampalans prefer to seek medical services from private health facilities as opposed to government owned facilities.

Table 73: Persons Who Fell Sick and Where Health Care Was Sought (%)

	Type of facility where health care was sought					
	Private Hospital/Clinic	Gov't Health Centre	Gov't Hospital	Pharmacy	Field Worker/VHT	Others
Kampala	71.0	8.9	8.6	9.8	0.0	1.8

Source: UNHS, 2016/17

6.4 Distance to a Health Facility

The proximity or distance of a health facility from the population gives an indication of how accessible the available healthcare is. The 2016/17 UNHS results show that 95% of the population in Kampala that had fallen sick sought their first treatment from a health facility located within a distance of less than 5KM.

Table 74: Distance to Facility where First Treatment was sought (%)

	2012/13		2016/17	
Kampala	Average Distance to Facility		Average Distance to Facility	
	Less than 5KM	5KM and above	Less than 5KM	5KM and above
	88.0	12.0	95.1	4.9

Source: UNHS, 2016/17

6.5 Handling/Treating of Patients by Health Facility Staff

Proper handling of patients at the health facilities contributes immensely to the patient's appreciation of the overall quality of care which in turn attracts patients to seek healthcare at such facilities when needed. The 2016/17 UNHS overall, shows that the population in Kampala rated private health facilities highly in relation to meeting client's expectations, on handling patients with respect, easing of their fears and anxiety, observing confidentiality, respect and negligence compared to public facilities.

Table 75: How Patients Are Handled/Treated by Staff in Public and Private Health Facilities (%)

	Public Health Facilities					
Kampala	With Respect	Easing of fear & anxiety	Privacy & confidentiality	Client's expectations are met by provider	Negligence	Others
	40.0	10.5	12.6	12.6	12.6	11.6
	Private Health Facilities					
	With Respect	Easing of fear & anxiety	Privacy & confidentiality	Client's expectations are met by provider	Negligence	Others
	40.5	12.9	25.0	21.6	0.0	0.0

Source: UNHS, 2016/17

6.6 KCCA Directly Managed Units

Table 76 shows the number of KCCA directly managed health facilities and their corresponding catchment population.

Table 76: Catchment Population for KCCA Directly Managed Units

NO	Name of KCCA Health Unit	Division	Level	Catchment Population (FY 2018/19)
1	Kisenyi HCIV	Central	HCIV	99,378
2	City Hall Clinic		HCII	8,804
3	Kawaala Health Centre HC III	Lubaga	HCIII	52,035
4	Kitebi HC III		HCIII	37,896
5	Komamboga HC III	Kawempe	HCIII	44,450
6	Kisugu HC III	Makindye	HCIII	37,171
7	Bukoto HC II	Nakawa	HCII	6,294
8	Kiswa HC III		HCIII	64,509
	Total			392,536

Source: HMIS/KCCA Annual Report 2018/19

Table 77: Health Facilities Managed by KCCA and Selected Services Offered, June 2019

Services/ Health facility	Kisenyi HCIV	City Hall Clinic	Koma mboga HCIII	Kawaala HCIII	Kitebi HCIII	Kisugu HCIII	Bukoto HCII	Kiswa HCIII
Out Patients Department (OPD)	✓	✓	✓	✓	✓	✓	✓	✓
Ante Natal Clinic (ANC)	✓	--	✓	✓	✓	✓	✓	✓
High-throughput screening (HTS)	✓	✓	✓	✓	✓	✓	✓	✓
Maternity	✓	--	✓	✓	✓	✓	✓	✓
Family Planning	✓	✓	✓	✓	✓	✓	✓	✓
Yearly Flu SHot	✓	--	✓	✓	✓	✓	✓	✓
Nutrition services	✓	--	✓	✓	✓	✓	--	✓
Eye special clinic	✓	--	--	--	--	--	--	--
Ear special clinic	✓	--	--	--	--	✓	--	--
Ultra sound services	✓	--	--	✓	✓	--	✓	--
Laboratory Services	✓	✓	✓	✓	✓	✓	✓	✓
Immunisation	✓	✓	✓	✓	✓	✓	✓	✓
Hospital Inpatient Care	✓	--	--	✓	--	--	--	--
Theatre	✓	--	--	✓	--	--	--	--
Dental	✓	✓	✓	✓	✓	✓	--	✓
Antiretroviral Therapy	✓	--	✓	✓	✓	✓	--	✓
Tuberculosis (TB)	✓	--	✓	✓	✓	✓	--	✓
Outreaches	✓	✓	✓	✓	✓	✓	✓	✓

Source: HMIS/KCCA Annual Report 2018/19

6.7 Morbidity in Kampala City

Morbidity in Kampala refers to the major causes of sickness (why people visit Health Centres) in the City. In Kampala, malaria, coughs and colds remain the top causes of morbidity over the last four years (Table 78).

Table 78: Top Causes of Morbidity in Kampala City (FY 2015/16—FY 2018/19) - Ranking based on FY 2018/19

Data / Period	2015/2016	2016/2017	2017/2018	2018/2019
Malaria (Total)	319,337	339,798	370,877	380,036
No Pneumonia - Cough or Cold	391,001	333,036	354,787	344,162
Urinary Tract Infections (UTI)	135,833	135,789	146,036	165,215
Other Eye Conditions	60,120	77,275	89,182	89,986
Hypertension	95,626	78,692	82,324	88,804
Gastro-Intestinal Disorders (non-Infective)	65,292	66,932	73,221	87,699
Tooth Extractions	80,358	81,211	76,624	86,406
Skin Diseases	89,419	75,455	79,624	81,709
Dental Caries	44,542	59,711	67,233	72,409
Diarrhoea-Acute	74,880	65,380	77,986	69,525
Other Sexually Transmitted Infections	47,470	43,898	49,287	50,853
Other ENT conditions	36,408	42,907	45,011	49,965
Diabetes Mellitus	42,803	39,700	36,917	43,293
Pneumonia	43,302	33,963	38,995	32,040

Source: HMIS/KCCA Annual Report 2018/19

6.8 Mortality in Kampala City (2015 -June 2019)

Mortality refers to the number of deaths in a given time expressed per 1,000 per year.

Table 79: Top Causes of Mortality in Kampala City (2015 - 2019)

Cause	2015/16	2016/17	2017/18	2018/19	Ranking	
Medical Emergencies	614	998	1,684	1,827	1	Non Communicable Diseases
Non Communicable Diseases	721	1,110	1,678	2,817	2	Medical Emergencies
Neonatal Diseases	232	473	1,108	1,082	3	Other communicable diseases
Other communicable diseases	463	671	910	890	4	Neonatal Diseases
Injuries: Road Traffic Accident, Boda-boda Accidents; and Trauma	26	167	792	739	5	Injuries: Road Traffic Accident, Boda-boda Accidents; and Trauma
Notifiable Diseases	164	237	251	260	6	Notifiable Diseases
Maternal Conditions	18	42	65	119	7	Maternal Conditions
Gynaecological Conditions	23	22	37	32	8	Gynaecological Conditions
Neglected Tropical Diseases	0	6	3	4	9	Neglected Tropical Diseases
Total	2,261	3,726	6,528	7,770		

Source: HMIS/KCCA Annual Report 2018/19

Table 80: Persons Aged 10 years and above with Non-Communicable Diseases (self-reported) – (%)

	Non-Communicable Diseases (NCDs)				
Kampala	Diabetes	High Blood Pressure	Heart Disease	Any one of the Three	None
	1.3	4.2	1.0	4.1	94.4

Source: UNHS, 2016/17

6.9 Maternal Mortality Rates

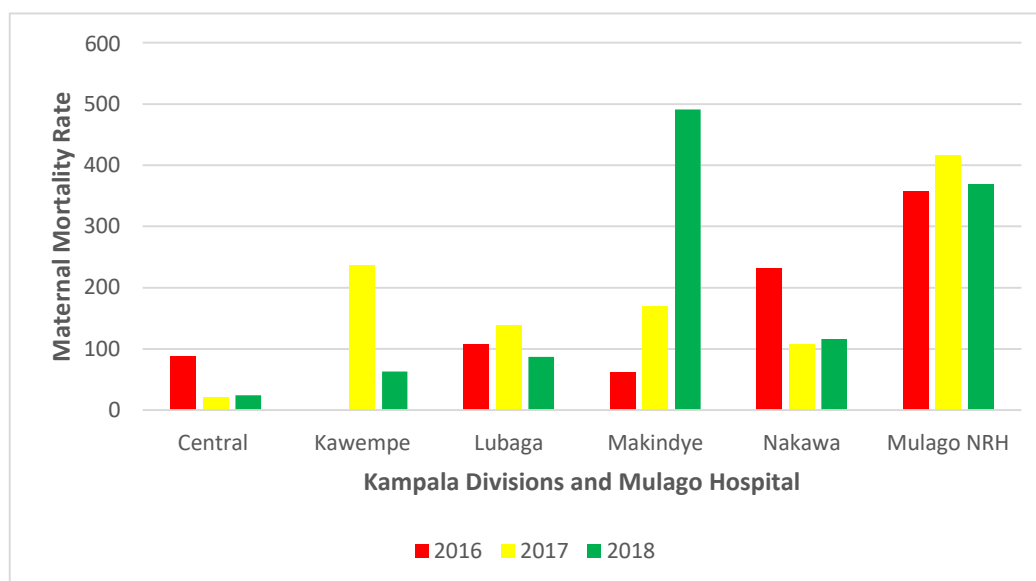
It refers to the number of maternal deaths per 100,000 live birth.

Table 81: Maternal Mortality Rates by Division (2016- 2018)

Division		Maternal Mortality Rate (Maternal deaths per 100,000 Live births)			Total
		2016	2017	2018	
Central		88	20	24	132
Kawempe	Mulago NRH	357	415	369	1,141
	elsewhere	0	236	63	299
Lubaga		107	138	87	332
Makindye		61	169	491	721
Nakawa		232	107	116	455
Total		845	1,085	1,150	3,080

Source: HMIS/KCCA Annual Report 2018/19

Figure 22: Maternal Mortality Rates in Kampala



6.10 Out-Patient Department (OPD)

The OPD is a section/part of a hospital that diagnoses and treats patients that do not require any overnight stay at the facility. The current trend shows that the OPD new attendances and re-attendances is increasing with the increasing population in Kampala as can be seen in table 82.

Table 82: OPD Attendances (FY 2012/13 to FY 2018/19)-Kampala

Period / Data	OPD New Attendance	OPD Re-Attendance	Total
FY 2018/19	2,570,110	1,346,252	3,916,362
FY 2017/18	2,577,226	1,232,835	3,810,061
FY 2016/17	2,288,854	1,159,512	3,448,366
FY 2015/16	2,430,024	1,219,690	3,649,714
FY 2014/15	2,630,384	1,294,929	3,925,313
FY 2013/14	2,223,162	1,122,187	3,345,349
FY 2012/13	1,844,717	874,854	2,719,571

Figure 23: OPD Attendances Kampala (FY 2012/13 to FY2018/19)

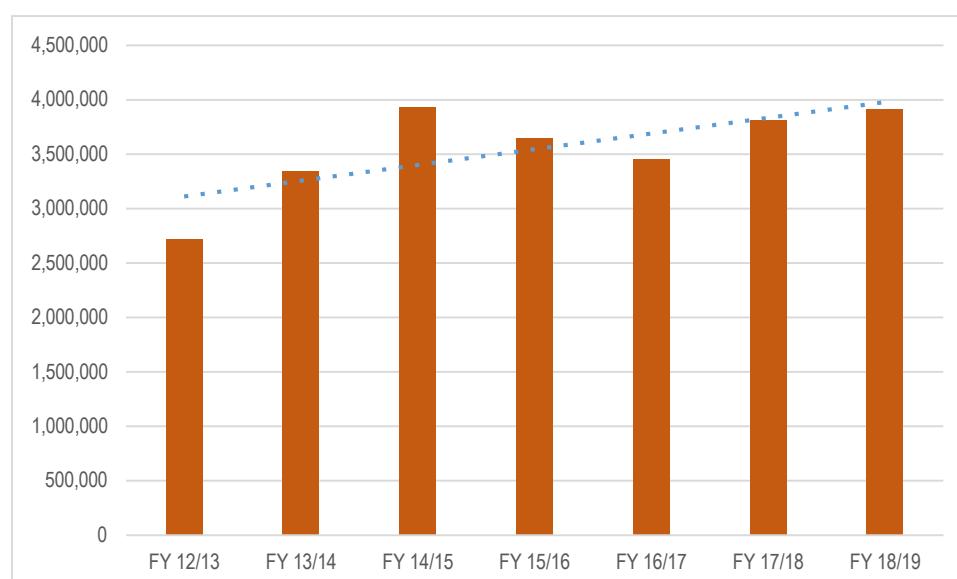
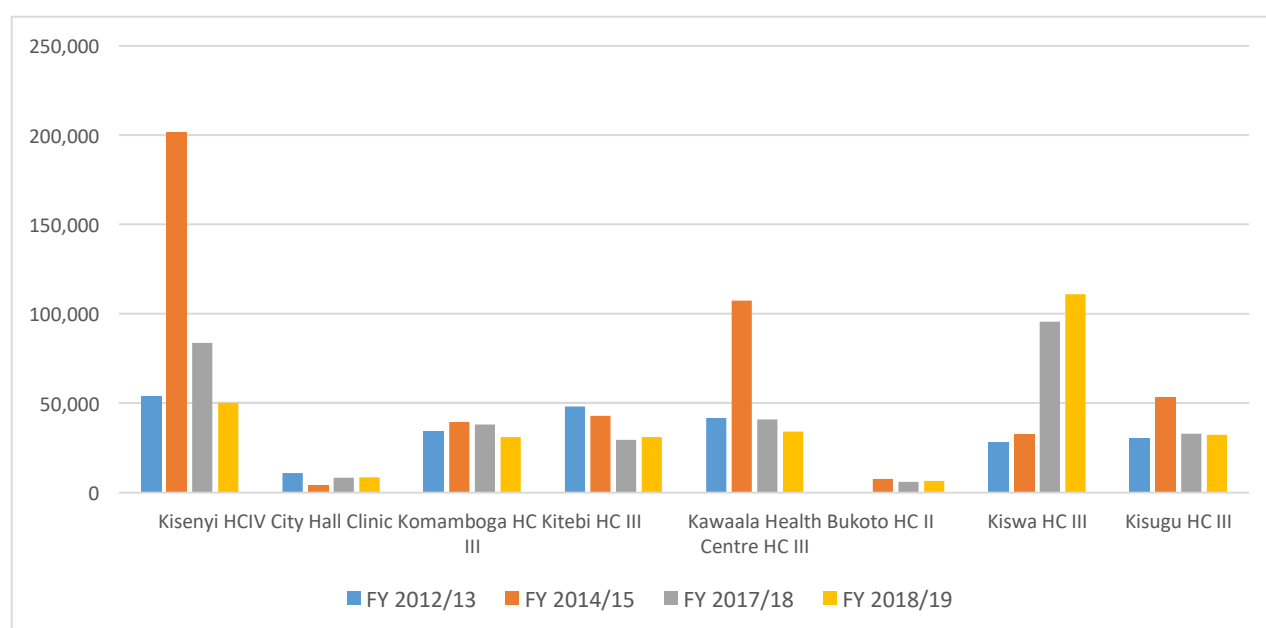


Table 83: OPD Attendances (FY 2012/13 to FY 2018/19)- KCCA Units

Name of HF	Kisenyi HCIV		City Hall Clinic		Komamboga HC III		Kitebi HC III	
Financial years	OPD New Attendance	OPD Re-Attendance	OPD New Attendance	OPD Re-Attendance	OPD New Attendance	OPD Re-Attendance	OPD New Attendance	OPD Re-Attendance
2018/19	46,874	3,387	8,539	1	30,064	1,005	30,726	317
2017/18	73,940	9,831	8,352	33	37,496	505	28,783	657
2016/17	118,168	12,668	8,158	59	37,000	729	35,340	2,717
2015/16	221,398	28,489	11,572	1,231	12,717	49	32,831	2,903
2014/15	192,614	9,115	3,872	15	39,310	171	36,596	6,394
2013/14	63,016	1,858	14,377	543	41,460	837	28,258	1,623
2012/13	53,607	490	10,731	139	32,779	1,618	34,598	13,547
Total	769,617	65,838	65,601	2,021	230,826	4,914	227,132	28,158

Name of HF	Kawaala Health Centre HC III		Bukoto HC II		Kiswa HC III		Kisugu HC III	
Financial years	OPD New Attendance	OPD Re-Attendance	OPD New Attendance	OPD Re-Attendance	OPD New Attendance	OPD Re-Attendance	OPD New Attendance	OPD Re-Attendance
FY 2018/19	33,465	752	6,479	151	64,171	46,798	31,346	1,044
FY 2017/18	35,361	5,639	5,847	147	52,731	42,843	31,986	931
FY 2016/17	43,167	13,034	6,295	82	60,255	25,647	35,193	478
FY 2015/16	55,803	55,647	9,203	251	52,933	2,241	45,271	1,660
FY 2014/15	63,450	43,997	7,270	371	32,331	386	50,804	2,374
FY 2013/14	40,354	1,783	228	1	32,109	1,996	41,429	474
FY 2012/13	37,493	4,099			28,347	23	29,801	749
Total	309,093	124,951	35,322	1,003	322,877	119,934	265,830	7,710

Figure 24: OPD Attendances (FY 2012/13 to FY 2018/19)- KCCA Units



6.11 In-Patient Department (IPD)

The IPD is that section/part of the hospital that provides treatment to patients that require at least one overnight stay at the facility. Table 84 shows various aspects of IPDs in Kampala's health facilities.

Table 84: IPD Number of Beds, Admissions, Patient Days, Average Length of Stay, Average Occupancy, Bed Occupancy

Financial years	Number of Beds	Admissions	Patient Days	Average Length of Stay(Patient Days/ Admissions)	Average Occupancy (Patient Days/ Days in the month)	Bed Occupancy (Average Occupancy/ Number of Beds*100)
FY 2018/19	3,689	236,480	1,008,909	4.3	2,764.1	74.9
FY 2017/18	3,699	233,096	948,013	4.1	2,597.3	70.2
FY 2016/17	3,287	192,415	803,714	4.2	2,202	67

6.12 Antenatal Care

Antenatal care (ANC) is the care provided by skilled health-care professionals to pregnant women and adolescent girls in order to ensure the best health conditions for both mother and baby during pregnancy. The components of ANC include: risk identification; prevention and management of pregnancy-related or concurrent diseases; and health education and health promotion. Presently, in Kampala, the trend for antenatal attendance is highest at first visit as compared to the fourth visit (See table 85).

Table 85: Trend of Antenatal Attendances (Kampala)

Period / Data	ANC 1st Visit for women	ANC 4th Visit for women	Total ANC visits (New clients + Re-attendances)
FY 2018/19	126,242	46,021	329,507
FY 2017/18	134,671	41,705	295,337
FY 2016/17	137,507	42,786	300,680
FY 2015/16	137,034	49,124	262,259
FY 2014/15	138,548	50,320	296,635
FY 2013/14	126,684	47,126	266,940

6.13 Deliveries, Admissions, Caesarean section and Caesarean Section

There has been an 8% increase in the number of women giving birth in deliveries from health facilities in Kampala between FY 2013/14 and FY 2018/19

Table 86: Total Deliveries, Admissions, Caesarean section and Caesarean Section Rate (Kampala)

Financial years	Admissions	Deliveries in unit	Caesarean Sections	Caesarean Section Rate
FY 2018/19	113,655	91,900	23,437	26%
FY 2017/18	113,062	93,150	18,754	20%
FY 2016/17	137,760	89,990	17,258	19%
FY 2015/16	109,383	82,734	10,863	13%
FY 2014/15	109,055	90,586	14,081	16%
FY 2013/14	105,716	85,221	14,097	17%

Table 87: The Top Ten Facilities in Kampala with the Highest Number of Deliveries (Ranking based on 2018/19)

No	Name of Health unit	12/13	13/14	14/15	15/16	16/17	17/18	18/19
1	Kawempe National Referral Hospital						24,930	24,115
2	Naguru Hospital - China Uganda Friendship	6,046	6,175	7,848	7,294	8,569	8,312	9,183
3	Kawaala Health Centre HC III	2,782	4,027	5,455	5,408	5,287	4,692	5,947
4	Kitebi HC III	2,138	2,776	3,201	3,929	4,349	4,219	5,299
5	Mengo Hospital	5,591	4,362	5,122	4,994	4,995	5,045	5,149
6	Lubaga Hospital	5,902	5,866	5,972	5,152	4,987	4,833	5,123
7	St. Francis Nsambya Hospital	5,352	6,323	5,623	4,279	5,007	4,504	4,384
8	Kisenyi HCIV		1,104	6,147	8,681	10,585	9,608	3,402
9	Komamboga HC III	1,166	1,640	2,600	2,739	2,616	3,248	3,382
10	Kisugu HC III	1,914	2,335	2,481	2,532	2,472	2,387	2,596

Table 88: Trend of Maternity Admissions and Deliveries- KCCA Units

Financial years	Data element	Name of Health facility								Total
		Kisenyi HCIV	City Hall Clinic	Komamboga HC III	Kisugu HC III	Bukoto HC II	Kiswa HC III	Kawaala Health Centre HC III	Kitebi HC III	
2018/19	Admissions	4,161	--	4,005	3,380	23	--	7,379	6,412	25,360
	Deliveries in unit	3,402	--	3,382	2,596	10	--	5,947	5,299	20,636
2017/18	Admissions	11,745	--	3,902	3,065	--	--	5,541	5,413	29,666
	Deliveries in unit	9,608	--	3,248	2,387	--	--	4,692	4,219	24,154
2016/17	Admissions	12,291	--	3,542	3,301	--	--	6,215	5,974	31,323
	Deliveries in unit	10,585	--	2,616	2,472	--	--	5,287	4,349	25,309
2015/16	Admissions	9,601	--	3,166	3,296	--	--	6,604	5,054	27,721
	Deliveries in unit	8,681	--	2,739	2,532	--	--	5,408	3,929	23,289
2014/15	Admissions	7,068	--	3,024	3,432	--	--	6,421	4,462	24,407
	Deliveries in unit	6,147	--	2,600	2,481	--	--	5,455	3,201	19,884
2013/14	Admissions	1,475	--	2,089	2,942	--	--	4,979	3,730	15,215
	Deliveries in unit	1,104	--	1,640	2,335	--	--	4,027	2,776	11,882
2012/13	Admissions	--	--	1,363	2,294	--	--	3,488	2,917	10,062
	Deliveries in unit	--	--	1,166	1,914	--	--	2,782	2,138	8,000

Source: HMIS/KCCA Annual Report 2018/19

6.14 Diphtheria-Pertussis-Tetanus (DPT3) and Measles Vaccination

Table 89: Trend of Dpt3 and Measles Vaccination (Under One Year) (Kampala)

		DPT-HepB+Hib 3 Under 1 year (Outreach)		DPT-HepB+Hib 3 Under 1, Static		Measles Vaccinations Under 1, Outreach		Measles Vaccinations Under 1, Static,	
		Female	Male	Female	Male	Female	Male	Female	Male
FY 2018/19		5,797	6,382	32,463	32,936	6,836	7,199	36,186	35,900
FY 2017/18		5,596	6,051	31,320	31,843	9,122	9,246	38,571	39,955
FY 2016/17		7,601	8,001	28,842	29,154	8,532	8,855	26,788	27,309
FY 2015/16		8,328	8,187	34,910	35,896	9,486	9,775	31,601	31,671

Source: HMIS/KCCA Annual Report 2018/19

6.15 HIV/AIDS

HIV is one of the key indicators measured in health and remains one of the main health challenges to the development of Kampala City. As the City population continues to grow, there are challenges in sustaining awareness campaigns especially among the least educated and poverty stricken segment of the society. This can be further demonstrated by the fact that the HIV prevalence rate in Kampala is 6.9% compared to the national average of 6.2% and that the number of individuals who tested for HIV at KCCA directly managed health facilities increased from 40,946 in 2012/13 to 100,475 in 2018/19 (Table 90.)

Table 90: Performance of Selected HIV/AIDS Indicators in KCCA Managed Facilities

No	Performance indicator	Annual Target	2015/16	2016/17	2017/18	2018/19	Comparison with target
1	Number of individuals tested for HIV	700,000	566,259 (81%)	615,778 (88%)	709,745 (101%)	689,013 (98%)	Upward trend
2	Percentage of HIV+ pregnant women initiated on ART for EMTCT	100%	72%	83%	83%	87%	Below target
3	Percentage of HIV positive clients linked to care	100%	80%	86%	83%	86%	Below target
4	Percentage of HIV positive clients started on ART	100%	63%	64%	66%	80%	Below target
5	Percentage of clients who returned for follow up visit within 6 weeks of SMC procedure	100%	54%	82%	87%	77%	Achieved target

Source: HMIS/KCCA Annual Report 2018/19

Table 91: Trend of HIV Tests Conducted (Number of Individuals Tested)- KCCA Units (2012/13 – 2018/19)

Financial years	Name of Health facility								Total
	Kisenyi HCIV	City Hall Clinic	Komamboga HC III	Kisugu HC III	Bukoto HC II	Kiswa HC III	Kawaala HC III	Kitebi HC III	
2018/19	19,889	592	18,557	12,660	2,437	16,650	18,595	11,095	100,475
2017/18	36,540	195	12,695	12,915	761	17,507	15,119	8,496	104,228
2016/17	32,446	91	18,485	13,552	570	17,414	10,822	8,345	101,725
2015/16	29,869	967	11,073	11,336	1,116	9,292	15,803	5,194	84,650
2014/15	17,942	76	7,139	6,798	220	6,451	11,597	5,522	55,745
2013/14	9,491	945	3,518	4,139		5,356	4,857	3,272	31,578
2012/13	14,820	3	4,306	4,563		4,512	8,699	4,043	40,946

The usage of first and second line of ARV regimen indicates an ascending trend from 2015/16 to 2018/19

Table 92: Trend Active on ART- KCCA Units

Financial years	Data element	Name of health facility						Total
		Kisenyi HCIV	Komamboga HC III	Kisugu HC III	Kiswa HC III	Kawaala HC III	Kitebi HC III	
2018/19	1st line ARV regimen	11,116	4,315	2,581	5,630	8,354	6,821	38,817
	2nd line ARV regimen	669	261	160	485	714	388	2,677
	3rd line or higher ARV regimen	-	2	2	-	3	1	8
2017/18	1st line ARV regimen	10,263	4,082	2,361	5,416	8,107	6,301	36,530
	2nd line ARV regimen	612	250	123	447	450	350	2,232
	3rd line or higher ARV regimen	-	-	-	-	-	-	-
2016/17	1st line ARV regimen	9,705	3,655	2,294	5,247	7,854	5,946	34,701
	2nd line ARV regimen	364	180	91	427	345	236	1,643
	3rd line or higher ARV regimen	-	-	-	-	-	-	-
2015/16	1st line ARV regimen	7,656	3,171	1,772	5,002	6,951	4,964	29,516
	2nd line ARV regimen	424	118	72	312	254	216	1,396
	3rd line or higher ARV regimen	-	-	-	-	-	-	-

Source: HMIS/KCCA Annual Report 2018/19

6.16 Tuberculosis (TB)

TB is a disease caused by bacteria (*Mycobacterium tuberculosis*) that most often affects the lungs. The most common symptoms include: cough, fever, night sweats, and weight loss. Persons with compromised immune systems, such as people living with HIV, malnutrition or diabetes, or people who use tobacco, have a higher risk of contracting the disease. However, tuberculosis is curable and preventable. In Kampala, there are more men that fall sick of TB compared to women as is indicated in Table 93

Table 93: TB Notification – Kampala(Total)- 2016/17 to 2018/19

Type of TB	New		Relapse		Lost to follow up		Failure		Trt. History Unknown		Total Cases Notified
	Male	Female	Male	Female	Male	Female	Male	Female	Male	Female	
FY 2018/19											
Bacteriologically confirmed, PTB (P-BC)	2,155	1,226	112	51	65	10	7	3	1		3,630
Clinically diagnosed PTB, (P-CD)	1,811	1,221	72	36	37	18	-	1	-	1	3,197
EPTB, (bacteriologically or clinically diagnosed)	448	319	17	16	6	3	-	-	-	1	810
Total	4,414	2,766	201	103	108	31	7	4	1	2	7,637
FY 2017/18											
Bacteriologically confirmed, PTB (P-BC)	1,930	1,168	333	50	47	20	14	7	19	12	3,600
Clinically diagnosed PTB, (P-CD)	1,413	928	234	37	18	12	1	1	5	3	2,652
EPTB, (bacteriologically or clinically diagnosed)	442	295	77	11	4	-	-	-	2	2	833
Total	3,785	2,391	644	98	69	32	15	8	26	17	7,085
FY 2016/17											
Bacteriologically confirmed, PTB (P-BC)	2,074	1,232	380	62	65	14	9	7	27	37	3,907
Clinically diagnosed PTB, (P-CD)	1,237	801	212	26	20	5	4	1	33	18	2,357
EPTB, (bacteriologically or clinically diagnosed)	577	404	98	15	7	1	-	-	9	6	1,117
Total	3,888	2,437	690	103	92	20	13	8	69	61	7,381

Key: PTB - Pulmonary Tuberculosis
P-CD- Primary ciliary dyskinesia

P-BC -Primary biliary cholangitis
EPTB- Extra pulmonary TB

6.17 Family Planning (FP)

FP is a measure that allows individuals and couples to anticipate and attain their desired number of children and the spacing and timing of their births. It is achieved through use of contraceptive methods and the treatment of involuntary infertility. There has been an upward trend in the use of both short and long term methods of FP in Kampala City over the past years. For instance, in the KCCA health facilities alone, the number of people who used short term FP methods

increased from 7,255 in FY 2012/13 to 25,613 in FY 2018/19 whereas those that used long term methods moved from 1,733 to 9,340 over the same period. Refer to table 94 below for more information.

Table 94: Trend of Short Term & Long Term Family Planning- KCCA Units

Financial years	Data element	Name of health facility								Total
		Kisenyi HCIV	City Hall Clinic	Komamboga HC III	Kisugu HC III	Bukoto HC II	Kiswa HC III	Kawaala HC III	Kitebi HC III	
2018/19	Short term	4,009	27	3,348	3,200	562	2,837	6,098	5,532	25,613
	Long term	1,606	1	2,126	879	216	1,341	993	2,178	9,340
2017/18	Short term	4,051	6	3,142	2,960	196	2,798	5,756	2,480	21,389
	Long term	868	-	1,916	380	3	682	1,135	536	5,520
2016/17	Short term	4,358	6	3,878	2,630	208	3,631	7,337	4,187	26,235
	Long term	688	1	2,012	608	-	1,125	298	751	5,483
2015/16	Short term	3,927	59	2,673	1,733	155	2,947	6,350	2,978	20,822
	Long term	648	2	1,222	612	-	913	467	599	4,463
2014/15	Short term	3,844	27	1,501	1,981	90	2,211	5,573	1,845	17,072
	Long term	768	-	434	239	1	750	568	736	3,496
2013/14	Short term	2,545	618	1,418	1,423	-	1,668	3,032	1,599	12,303
	Long term	212	4	844	32	-	301	590	31	2,014
2012/13	Short term	1,604	114	849	604	-	1,619	990	1,475	7,255
	Long term	239	3	886	-	-	432	27	146	1,733

** Short term entails: Injectable and orals

Long term entails: IUDs and Implants

Source: HMIS/KCCA Annual Report 2018/19

See Annex 4 for more details on Health services in Kampala

6.18 Substance Abuse

Substance abuse of any form is regarded as harmful to one's health and the people around them. SDG3: target 3.5 calls for strengthening of prevention and treatment of substance abuse, including narcotic drug abuse and harmful use of alcohol. In Uganda the Enguli Act of 1966 prohibits the sale of alcohol to persons under the age of 18 years.

The 2016/17 UNHS sought information on the current or previous status on use of substances such as tobacco and related products, alcohol, and drugs from respondents aged 10 years and above. Tobacco and products considered included cigarettes, cigars, shisha, and pipes full of tobacco. The drugs referred to in this context are limited to narcotic drugs such as opium, mairungi (Miira), marijuana among others whose use is prohibited under the existing laws.

Table 95: Persons Aged 10 years and above Currently Using/Used Substances in the Past (%)

	Tobacco and related products		Alcohol		Drugs	
	Currently using or used in the past (%)	Average number of years of use	Currently using or used in the past (%)	Average number of years of use	Currently using or used in the past (%)	Average number of years of use
Kampala	3.2	10	13.5	9	0.3	8

Source: UNHS, 2016/17

CHAPTER SEVEN: WATER, SANITATION, ENVIRONMENT

7.1 Water

7.1.1 Water and Sewerage Distribution and Management in Kampala

The National Water and Sewerage Corporation (NWSC) is the government entity that is mandated to supply water and management of the sewerage services in Kampala and other parts of the country. The National Water and Sewerage Corporation (NWSC) is a public utility company 100% owned by the Government of Uganda. The Corporation was established in 1972 under Decree No: 34.

Definition of Kampala according to NWSC

According to the NWSC, the Kampala Metropolitan area is defined to include: areas that form Kampala Capital City (the five Divisions) and parts of the Greater Kampala that is in Wakiso District (i.e. Wakiso town council, Kakiri, Matugga, Bulenga, Kasangati, Kireka, Kyaliwajjala, Kyengera, Nansana, Ndejje, Seeta) and in Mukono district (i.e Mukono Municipality and Seeta). This definition made it difficult to acquire the disaggregated data pertaining to Kampala Capital City alone.

7.1.2 Water Sources and Production in Kampala

As the population continues to grow, there has been a corresponding need to increase the amount of water for domestic, commercial and industrial use. In this regard, the National Water and Sewerage Corporation has indeed progressively increased the amount of water produced in Kampala.

Table 96: Water Production

Area	Financial Year							
	2011/12	2012/13	2013/14	2014/15	2015/16	2016/17	2017/18	2018/19
Kampala	58,621,020	60,791,013	63,832,767	63,801,990	66,305,796	77,200,804	79,034,697	82,762,031

Source: NWSC, 2020)

7.1.3 Water and Sewer Connections in Kampala

The number of water and sewage connections have steadily increased in Kampala over the years. For instance, the number of households that have access to piped water over the last four years have increased by 80,112 whereas the total number of sewer connections have increased from 9,805 to 10,521 over the same period. See table 97 for details.

Table 97: Water and sewerage Connections in Kampala

		Piped Water				Sewerage			
	Number of Households that have access to piped water	Status of water connections	Total Connections (metered)	Active Connections	Inactive Connections	Status of sewer connections.	**Total Connections	Active Connections	Inactive Connections
2019	315,897	Domestic	261,881	234,105	27,776		10,521	9,734	787
		Industrial	103	96	7				
		PSP	4273	3,122	1,151				
		Comm.	43,953	36,207	7,746				
		Inst	5687	4,920	767				

2018	283,740	Dom	235,582	213,109	22,473	10,058	8,741	1,317
		Ind	39,208	31,337	7,871			
		PSP	3,639	2,322	1,317			
		Comm	5,311	4,137	1,174			
2017	255,203	Dom	210,718	188,891	21,827	9,927	8,638	1,289
		Ind	35,566	27,963	7,603			
		PSP	3,933	2,401	1,532			
		Comm	4,986	3,790	1,196			
2016	235,785	Dom	195,195	180,417	14,778	9,805	9,152	653
		Comm	31,701	26,863	4,838			
		*PSP	4,680	3,146	1,534			
		Inst	4,209	3,664	545			

Key:

Com = Commercial	<p>* A considerable number of the urban poor in Kampala cannot afford individual connections to the water distribution system. Given this challenge, the NWSC devised Pro-Poor Connections that allow the less privileged to access and utilise water. This is done by constructing Public Stand Posts (PSP) whose tariffs are affordable and hence enabling the poor to access clean water services (NWSC, 2018).</p>
Dom = Domestic	
Ind = Industry	
Inst = Institutions	
PSP = Public Stand Post	
	<p>**The number of sewer connections is not segregated because they are very few. They are lumped together.</p>

7.1.4 Cost of Water

In the recent past, the cost of treating water has led to an increase in the cost of water for consumption for the various categories of consumers. This is because most sources of water are polluted as a result of environmental degradation and poor waste disposal. In Kampala, sewage generated from homes or the run-off from septic tanks into the nearby water channels has immensely contributed to the overall cost of treatment and production of water.

Due to the pro-poor approach of the NWSC, the cost of water for consumers is lowest at the PSP (UGX 1,060 per cubic metre). See table 98 below for details on the cost of water for the various categories of consumers

Table 98: Cost of Water to the various Consumer Categories, December 2019

Category	Water Tariff (UGX/m ³)	Tariff per 20 Litre Jerry can (UGX)	Sewerage Tariff (UGX/m ³)
Public Stand Point	1,060	25	n/a
Domestic	3,516	83	2,637
Institutions/Government	3,558	84	3,558
Com <500m ³	4,220	99	4,220
Com 500-1500m ³	4,220	99	4,220
Com >1500m ³	3,373	79	3,373
Industrial <1000m ³	4,220	99	4,220
Industrial >1000m ³	2,500	59	2,500

Major issues affecting water distribution in Kampala

- Old pipe network which requires replacement
- Damages done to water pipes due to road construction works
- Under registering water meters due to old age of some meters
- Rampant water thefts

7.1.5 Source of Drinking Water and Toilet Facility

Kampala has 98 percent piped water coverage. In spite of the above there are other water sources such as; boreholes, shallow wells and protected springs. Much as Kampala city is improving, it is important to note that there are a number of households that have no toilet facilities.

Table 99: Number of Households, Source of Drinking Water and Toilet Facility by Division Kampala, 2014

	Total Households	Source of Drinking Water		Toilet facility		
		Unprotected	Protected*	Improved Toilet**	Unimproved Toilet	No Toilet
Central	23,322	860	22,462	7,684	15,563	75
Kawempe	94,683	7,600	87,083	27,003	67,232	448
Lubaga	105,778	5,211	100,567	28,033	77,639	106
Makindye	108,778	6,688	102,090	31,885	76,156	737
Nakawa	84,242	4,349	79,893	29,750	54,176	316
	416,803	24,708	392,095	124,355	290,766	1,682

*Protected water source includes piped water, borehole, protected well/spring, gravity flow and bottled water

** Improved toilet facility includes flash toilet, VIP latrine, covered pit latrine with a slab, compost toilet that is not shared with other households.

7.2 SANITATION

7.2.1 Public Sanitation Facilities

The city has public lavatories, urinals, showers, community shared toilets across all the divisions. See table 100 on average use of public toilets for the FY 2017/2018 & FY 2018/19.

Table 100: Public Sanitation Facilities FY 2018/19

Division	Kampala	Central	Kawempe	Lubaga	Makindye	Nakawa
	Nos.	Nos.	Nos.	Nos.	Nos.	Nos.
Community shared toilets	720	177	263	81	123	76
KCCA Managed Public Toilets	16	10	2	2	0	2
Toilet stances KCCA Managed Toilets	140	60	48	16	0	16
Public Urinals	23	11	8	2	0	2
Public Shower rooms	36	20	16	0	0	0

Table 101: Average use of Public Toilets for the FY 2017/2018 & FY 2018/19

Division	Location of facility	Estimated total (FY 2017/18)	Average Utilisation per quarter (FY 2018/19)	Estimated total (FY 2018/19)
Central	Constitutional Square (02)	631,776	191,640	766,560
Central	Watoto Church (01)	240,624	60,156	240,624
Central	Bombo Road (01)	57,504	14,376	57,504
Central	Entebbe Road (01)	362,976	90,744	362,976
Central	USAFI Market(01)	449,328	54,252	217,008
Central	Centenary park (01)	90,480	22,620	90,480
Kawempe	Wandegeya Market (02)	417,312	158,436	633,744
Nakawa	Nakawa Market (02)	997,824	249,456	997,824
Total		4,965,264	1,271,040	5,084,160

Source: KCCA Sanitation Assessment, July 2019

7.2.2 Pupils: Stance Ratio (PSR).

The pupil stance ratio refers to the number of pupils per latrine compartment.

Table 102: Pupil Stance Ratios (PSRs) by Division (2019)

Division	Number of Pupils			Number of Stances			Pupil Stance Ratio(PSR)		
	Boys	Girls	Total	Boys	Girls	Total	Boys	Girls	PSR
Central	7,464	8,006	15,470	163	164	327	46	49	47
Kawempe	4,789	5,361	10,150	163	138	301	29	39	34
Makindye	7,896	8,897	16,793	148	155	291	53	57	58
Nakawa	8,045	8,975	17,020	213	225	438	38	40	39
Lubaga	5,616	6,377	11,993	192	169	361	29	38	33
Kampala (Total)	33,810	37,616	71,426	879	851	1,718	38	44	42

Source: KCCA Sanitation Assessment, July 2019

7.2.3 Solid Waste Management

KCCA manages the collection, transportation, disposal and treatment of the municipal waste produced in Kampala. The Table below summarises the garbage collection by Division for the period 2015 - 2019.

Table 103: Solid Waste Management 2015 - 2019

Item+63:78	2015/2016	2016/17	2017/18	2018/19
Garbage collected (Total)-tonnes	367,216.30	449,667.90	434,524	378,826
Central Division	68,182.90	42,083.90	37,385	38,113
Kawempe Division	47,572.40	64,352.20	48,222	40,661
Lubaga Division	64,250.00	64,499.4	41,376	21,154
Makindye Division	50,009.10	60,265.40	34,059	32,423
Nakawa Division	41,081.90	57,775.60	47,796	40,158
KCCA Collection-tonnes	271,096.30	288,976.50	208,838	172,509
Private Garbage collection-tonnes				206,317
Central Division-tonnes				68,598
Kawempe Division				23,660
Lubaga Division	121,443.4*	167,121.3*	237,867.9*	37,568
Makindye Division				33,519
Nakawa Division				42,972
Casual workers engaged (number)	2,868	2,874	2,715	2,880
Central Division	943	845	849	856
Kawempe Division	462	456	454	505
Lubaga Division	450	436	457	519
Makindye Division	546	524	464	553
Nakawa Division	444	424	417	447
Number of cess pool (trips) collected (trips)	5,535	5,649	7,369	5,571
Central Division-	966	--	820	561
Kawempe Division	579	--	1,923	1,357
Lubaga Division	1,596	--	1,812	1,151
Makindye Division	995	--	949	870
Nakawa Division	1,002	--	1,865	1,632

*There was no breakdown per division and these figures indicate garbage collected from within and outside Kampala

7.2.4 Road Sweeping

KCCA manages the cleaning of major roads that are key gate ways to the Central Business District. These include: Entebbe Road, Jinja Road, Bombo Road, among others. Table 104 shows the number of roads swept on a daily and periodic basis.

Table 104: Number of Roads Swept by Division

Division	FY 2017/18			FY 2018/19		
	No. of roads swept daily	No. of roads swept periodically	Total	No. of roads swept daily	No. of roads swept periodically	Total
Central	212	-	212	190	02	192
Kawempe	22	1	23	29	-	29
Lubaga	35	9	44	39	09	48
Makindye	35	13	48	35	19	54
Nakawa	41	20	61	45	20	65
Total	345	43	388	338	50	388

Source: DPHE Annual Report, 2017/18; 2018/19

7.3: Veterinary Services in the City.

7.3.1 Slaughter Houses

Kampala has five slaughter houses as shown in table 105 below.

Table 105: Slaughter Houses in Kampala

Slaughter Houses	Kampala	Central	Kawempe	Lubaga	Makindye	Nakawa
Slaughter houses	5	2	1	2	--	--
Name	Location			Division		
1 Uganda Meat Industries	Old Port Bell Rd, Kampala			Central		
2 City Abattoir	Old Port Bell Rd, Kampala			Central		
3 Nsooba abattoir (2)	Kalerwe			Kawempe		
4 Wambizi	Nalukolongo			Lubaga		
5 Wankulukuku	Wankulukuku			Lubaga		

Source: KCCA, Directorate of Public Health and Environment Reports 2019

7.3.2 Cold Storage facilities, public weighing machines and animal shelters

A cold storage facility is an installation intended for the cooling, freezing, and cold storage of perishable food products and other perishables

Table 106: Cold storage facilities, public weighing machines and animal shelters

Cold Storage facilities or premises for the inspection of meat, milk or hides and skins	0	Kampala does not have a public cold storage facility for inspection of meat. However, most of the big hotels, supermarkets have cold storage facilities
Public Weighing machines	0	There are no public weighing machines within the City.
Animal shelters/ pounds and Lairage	0	There are no designated animals pounds and lairages in the City

Source: KCCA, Directorate of Public Health and Environment Reports 2019

7.3.3 Veterinary Public Health

Veterinary public health is charged with the responsibility of ensuring that standards are adhered to in the meat industry, appropriate urban farming methods are practiced as well as minimising the transmission of zoonotic diseases such as rabies. Table 107 shows some of the veterinary public health services offered by KCCA to the City inhabitants.

Table 107: Veterinary Public Health Kampala 2014/15 – 2018/19

Item	Financial Year Totals				
	2014/2015	2015/2016	2016/17	2017/18	2018/19
Inspected animals before slaughter					
a) Cows	74,316	225,176	259,645	383,692	371,955
b) Goats / shoats	60,496	246,129	302,443	369,226	371,230
c) Pigs	28,072	69,474	68,701	120,608	147,004
Animals that were condemned unfit for human consumption	81	250	273	190	186
Stray dogs put to sleep	2,688	4,292	4,841	5,771	7,049
Butcheries inspected & sensitised	374	715	767	--	--
Butcheries closed	153	154	263	349	245
Unhygienic farming Units relocated	155	142	172	342	243

KCCA, Directorate of Public Health and Environment Reports 2019

7.3.4 Veterinary Clinics

There are eighteen Veterinary Clinics located in the various divisions of Kampala.

Table 108: List of Veterinary Clinics in Kampala

Name of Clinic	Location	Division
Uganda Veterinary Association small Animals Clinic	Plot 88 Buganda Road/P.O.Box 16540 Kampala	Central
Lugga Vet Pharmacy	Container village Kampala	Central
Vetcare Uganda Ltd. (Vetcare Africa)	Plot 84/88 Seventh Street, Industrial Area, Kampala	Central
PLOUGH (U) LTD	Container village Kampala	Central
Twiga Vet Clinic (pet shop)	Mawanda road Kamwokya	Central
Bukoola vet services poultry	plot 14-18 Nakivubo place container village	Central
Dr. Julie Nayiga	Central region	Central
Poultry Breeders	Kampala	Central
Ugachick Poultry Breeders Ltd.	Old Kampala Road Chicken House Kampala	Central
Veterinary Clinic Uganda	Ttula road Kawempe	Kawempe
Kiram Veterinary Surgery	Ggaba Road, Kampala	Makindye
Immalfin Vet Drug Shop	Bata bata-Mukko investments Kampala	Makindye
Phamvet Animal Care	Muyenga road, Kabalagala rd	Makindye
Kampala Veterinary Surgery	Plot 1249 Mutungo Kunya Kampala	Nakawa
Elgon Martyrs Clinic	Banda - Kyambogo Rd, Kampala	Nakawa
Uganda Society for Protection Care of Animals - Animal Shelter	Plot 12, Ismael road Mbuya	Nakawa
Countryside Vet Clinic	Muwafu curve, Ntinda Kampala	Nakawa
Biyinzika Poultry International Limited	Plot No 77, Luthuli Ave, Bugolobi.	Nakawa

Source: KCCA Directorate of Public Health 2019 and Environment Reports 2019

7.4 Environment

Table 109a: Pollution in Kampala

Air pollution data from World Health Organisation	
PM ₁₀	170
PM _{2.5}	104
PM ₁₀ Pollution Level:	Extremely High
Index	
Pollution Index:	90.73
Pollution Exp Scale:	163.39

Table 109b: Pollution in Kampala

Air Pollution	81	Very High
Drinking Water Pollution and Inaccessibility	67.05	High
Dissatisfaction with Garbage Disposal	88.75	Very High
Dirty and Untidy	82.95	Very High
Noise and Light Pollution	63.64	High
Water Pollution	84.09	Very High
Dissatisfaction to Spend Time in the City	72.73	High
Dissatisfaction with Green and Parks in the City	65.48	High

Table 109c: Purity and Cleanliness in Kampala

Air quality	19	Very Low
Drinking Water Quality and Accessibility	32.95	Low
Garbage Disposal Satisfaction	11.25	Very Low
Clean and Tidy	17.05	Very Low
Quiet and No Problem with Night Lights	36.36	Low
Water Quality	15.91	Very Low
Comfortable to Spend Time in the City	27.27	Low
Quality of Green and Parks	34.52	Low

7.4.1 Environmental Pollution

Kampala is facing numerous environmental problems arising from rapid growth and development. One of the major challenges, among others, is air pollution. This is mainly due to thick smoke released by old automobiles, open burning of waste, and dust from unpaved roads. This situation has led to an increase in respiratory diseases to the inhabitants of the City.

7.4.2 Noise Pollution

According to the National Environmental Regulations, 2003, Noise is defined as any unwanted and annoying sound that is intrinsically objectionable to human beings or which can have or is likely to have an adverse effect on human health or the environment. Noise pollution means the release of uncontrolled noise that is likely to cause danger to human health or damage to the environment. In Kampala, noise pollution is mainly produced by bars, Churches and Cinema halls. According to the KCCA guidelines on noise pollution, no one is allowed to exceed volume 75 decibels in busy places from 6am to 10pm with volumes to be kept at 50 decibels from 10pm to 6am. In residential places and recreation centres noise should not exceed 60 decibels during day and 40 at night.

7.4.3 Air quality

Air quality may simply be defined as the extent to which the air in a particular place is pollution free. According to the US Embassy air quality monitoring station for Nsambya, the concentrations of particulate matter was six times higher than the

World Health Organisation standard in December 2019. Particulate matter refers to tiny particles that affect the lungs of human beings. The main sources of particulate matter in Kampala are dust and emissions from vehicles.

As part of the initiatives to combat air pollution, KCCA with support from the European Union has developed an Integrated Quality Management System (IQMS) focusing on four areas of Green House Gas Inventory (GHGI) with information on Energy Management, Water Management and Air quality.

Higher perturbations of ambient air quality in the GKMA has increased due to anthropogenic activities from two major sectors transport and industry. The anthropogenic activities in GKMA include transportation, energy consumption (industrial and domestic burning, other combustion facilities such as generators, compressors, etc.), resulting in the release of air pollutants into the ambient environment. In order to manage air quality in Kampala, monitoring devices have been installed in schools, hospitals and other open areas to measure different components like SPM, Particulate Matter 10, Particulate Matter 2.5, SO₂, NO_x, CO, O₃, Benzene, etc

7.4.4 Analysis of Gases

Table 110: Gases Daily Analysis and Recommended Rates

Names of Gases	Daily Average in Kampala/(ugm3)	Change to daily mean average (ugm3)	Recommended Daily Average/UN/
Nitrogen Oxide (NO ₂)	15.683	47.049	<200 ugm3
Volatile organic Compounds (VOC)	1158	3474	<50g
Humidity	62	186	
Temperature	30.1	90.3	
Nitri Oxide (No)	-16.005	-48.015	
Sulphr Dioxide	35.962	107.886	<266ugm3

- An **Air Quality Indicator** of 100 for **sulfur dioxide** corresponds to a level of 75 parts per billion (averaged over one hour). Unhealthy for Sensitive Groups (101–150) People with asthma should consider reducing exertion outdoors.
- On a very clear and **non-hazy** day, the PM_{2.5} concentrations can be as **low** as 5 µg/m³ or below. The 24-hour concentration of PM_{2.5} is considered unhealthy when it rises above 35.4 µg/m³.

7.4.5 Compliance Monitoring and Enforcement

Inspections of amusement premises are carried out by KCCA in the Directorate of Public Health and Environment under the Environment section where various compliance notices are issued as shown in table 111 below over the years.

Table 111: Compliance Monitoring and Enforcement

	2015/16	2016/17	2017/18	2018/19
Facilities inspected	621	541	540	848
Number served with improvement notices	121	66	0	0
Number served with stopping/ discontinued notices	22	24	57	69
Number served with impounded notices	14	24	37	17

7.4.6 Environmental Impact Assessments(EIAs)

Environmental Impact Assessment (EIA) is a process of evaluating the likely *environmental impacts* of a proposed project or development, taking into account inter-related socio-economic, cultural and human-health *impacts*, both beneficial and adverse. KCCA received a total of 200 projects for EIAs in the FY 2018/19. Of these, 161 projects (81% of the received projects) were reviewed and sites inspected. Of the reviewed and inspected sites, 109 projects were recommended, 20 projects were not recommended (11 out of the 18 projects were in the wetland systems), and 24 projects were deferred and 8 projects were already developed.

CHAPTER EIGHT: EDUCATION SERVICES

8.1 Education Institutions in Kampala.

This chapter covers the various types of educational institutions in Kampala including: Early Child Development ECD's, Primary and Secondary Schools, Universities, Tertiary and Vocational Institutions (both government and privately owned schools and institutions). It also shows the enrolment ratios, teachers' qualifications, pupils' performance as well as information on social services and sports.

Table 112: Education Institutions in Kampala 2019

	Total	Gov't	Private	Central	Kawempe	Lubaga	Makindye	Nakawa
ECD	813	-	-	68	126	198	189	232
Primary Schools	715	79	639	47	124	184	220	140
Secondary Schools	185	22	163	20	29	48	54	34
Vocational Schools	39	-	-	13	2	6	7	11
Tertiary Institutions	61	2	59	15	14	9	13	10
Universities	20	2	18	5	2	4	6	3
Specialised								
School for the deaf	2	2	-	-	1	-	-	1

Source: KCCA Directorate of Education and Social Services 2017; NCHE 2019,

NOTE: This list is not exhaustive for private schools as some schools and institutions may have opened, closed or upgraded while others may not have been captured. See Annex 5 for a list of Education Institutions in Kampala and Sports Facilities

8.2 Primary School Level Education

8.2.1 Primary School Enrolment by School Ownership

Table 113: Primary School Enrolment by School Ownership Year (2019)

	Government	Private	Total
No. of schools that reported	79	557	636
Boys	31,260	73,705	104,965
Girls	35,640	77,161	112,801
	66,900	150,866	217,766

Table 114: Primary School Pupils enrolment vis-a vis seating and writing space by Grade and Ownership, 2019

	Boys	Girls	Total Enrolment	Government	Private	Available Sitting facilities	Est. Gap for Sitting Facilities
Primary 1	17,094	16,910	34,004	7,093	22,210	29,303	4,701
Primary 2	16,425	16,941	33,366	7,654	21,058	28,712	4,654
Primary 3	16,524	17,321	33,845	8,698	20,425	29,123	4,722
Primary 4	15,500	16,784	32,284	9,399	18,767	28,166	4,118
Primary 5	14,492	16,254	30,746	9,379	17,261	26,640	4,106
Primary 6	13,140	14,855	27,995	8,663	15,820	24,483	3,512
Primary 7	11,790	13,736	25,526	7,901	14,759	22,660	2,866
	104,965	112,801	217,766	58,787	130,300	189,087	28,679

Table 115: Primary School Enrolment by Nationality 2019

Burundi	Congo	Kenya	Others	Rest of Africa	Rwanda	Sudan	Tanzanian	Uganda	Total
421	1,150	499	1,576	1,019	1,076	2,764	269	208,992	217,766

Source: Education Statistical Abstract 2019

Table 116: School Enrolment – Orphaned and special needs Children by sex and Grade 2019

	Boys	Girls	Total		Boys	Girls	Total
Primary 1	1,324	1,334	2,658	Autism	96	65	161
Primary 2	1,376	1,287	2,663	Hearing Impaired	382	544	926
Primary 3	1,450	1,571	3,021	Mentally Impaired	426	482	908
Primary 4	1,519	1,628	3,147	Multiple Handicaps (deaf & blind)	58	64	122
Primary 5	1,514	1,643	3,157	Physically impaired	280	269	549
Primary 6	1,411	1,691	3,102	Visually Impaired	746	928	1,674
Primary 7	1,285	1,515	2,800				
	9,879	10,669	20,548	Overall	1,988	2,352	4,340

8.2.2 Government Primary and Secondary Schools in Kampala

The number of government primary and secondary schools in Kampala is 79 and 22 respectively. See Annex 5 for details.

Table 117: Primary and Secondary Government Schools by Division

School Level	Division	Total
Primary	Central	13
	Kawempe	13
	Lubaga	18
	Makindye	17
	Nakawa	18
	Total	79
Secondary	Central	6
	Kawempe	2
	Lubaga	5
	Makindye	4
	Nakawa	5
	Total	22

8.2.3 Pre – Primary School Teacher enrolment in Kampala

Table 118: Pre – Primary School Teacher enrolment in Kampala by grading and sex, 2019

Level of training	Male	Female	Total
Certificate in Nursery Teaching	16	189	205
Diploma in Nursery Teaching	28	2102	2130
DPE (Diploma in Primary Education)	5	37	42
Grade II Teacher	12	746	758
Grade III Teacher	4	28	32
Grade IV Teacher	32	257	289
Grade V Teacher including DSNE, DSE, DTE	3	9	12
Graduate Teacher	3	36	39
Licensed Teacher	5	99	104
Trained care giver	4	82	86
Not indicated	42	361	403
Total	154	3,946	4,100

8.2.4 Teacher Staff Establishment in Government Primary Schools in Kampala

There are 1210 teachers in government owned primary schools in Kampala earning an average monthly gross pay of UGX. 591,700.

Table 119: Primary School Teachers by Qualifications and Sex

	Male	Female	Total
Licensed Teacher	41	31	72
Grade II Teacher	16	28	44
Grade IV Teacher	87	107	194
Grade III Teacher	2,448	2,817	5265
DPE (Diploma in Primary Education)	611	420	1031
Grade V Teacher including DSNE, DSE, DTE	370	354	724
Graduate Teacher	272	286	558
Other Training	70	89	159
Unknown	408	380	788
	4,323	4,512	8835

Source: Education Statistical Abstract, 2016

8.2.4.1 The Pupil-Teacher Ratio in Kampala

This is defined as the average number of pupils per teacher at primary level of education, based on headcounts of both pupils and teachers. The pupil-teacher ratio in primary schools of Kampala between 2012 and 2017 is noted here under:

Table 120: The Pupil-Teacher Ratio (2012 – 2019)

Area	Year							
	2012	2013	2014	2015	2016	2017	2018	2019
Kampala	29	26	30	28	25	25	TBE	TBE

Source: Education Statistical Abstract, 2016

8.2.5 The Pupil Stance Ratio

Table 121: Pupil Teacher Ratio, Pupil Classroom Ratio and Pupil Stance Ratio by Ownership in Kampala's Primary Schools

Pupil Teacher Ratio		Pupil Classroom Ratio		Pupil Stance Ratio	
Government	Private	Government	Private	Government	Private
46	20	67	30	44	27

Source: Education Statistical Abstract, 2016

8.2.6 Primary Leaving Examinations for UPE Schools

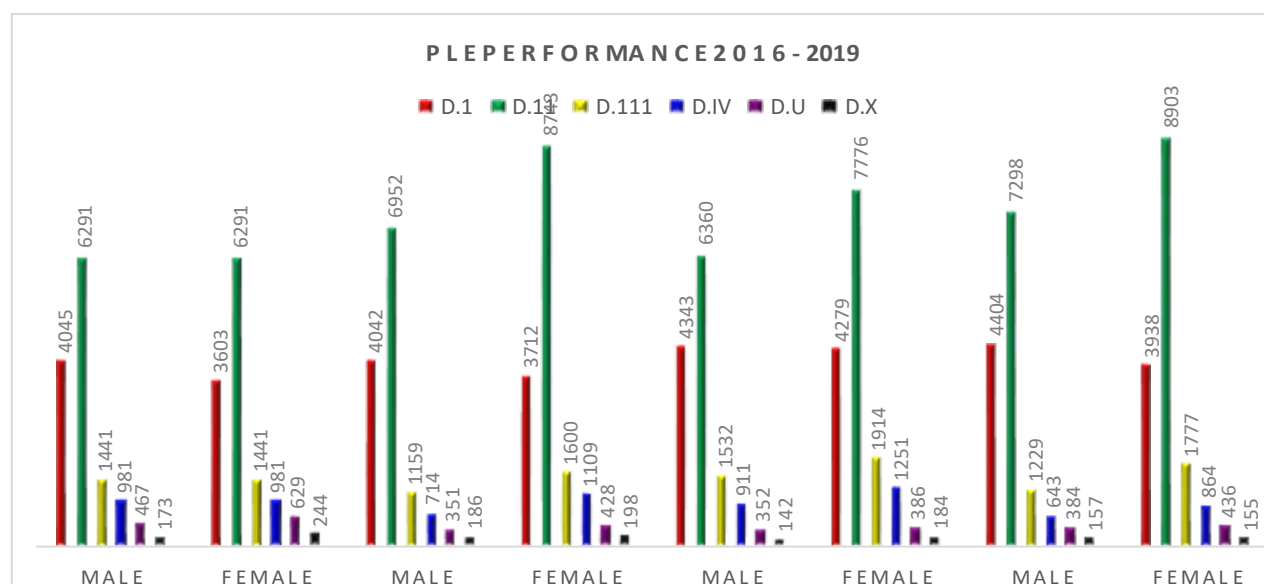
Majority of the pupils pass in division two in most of the UPE schools in Kampala. However, there has been an increase in the number of pupils that passed in division one; from 7648 in 2016 to 8342 in 2019.

Table 122: Performance in Primary Leaving Examinations for UPE Schools (2016 – 2019)

	PLE-2016			PLE-2017			PLE-2018			PLE-2019		
Division	M	F	T	M	F	T	M	F	T	M	F	T
Registered	13398	13189	26587	13404	15790	29194	13640	15790	29430	14115	16073	30188
Sat	13225	12945	26170	13218	15592	28810	13498	15606	29104	13958	15918	29876
Absent	173	244	417	186	198	384	142	184	326	157	155	312
Results	M	F	T	M	F	T	M	F	T	M	F	T
D.1	4045	3603	7648	4042	3712	7754	4343	4279	8622	4404	3938	8342
D.11	6291	6291	12582	6952	8743	15695	6360	7776	14136	7298	8903	16201
D.111	1441	1441	2882	1159	1600	2759	1532	1914	3446	1229	1777	3006
D.IV	981	981	1962	714	1109	1823	911	1251	2162	643	864	1507
D.U	467	629	1096	351	428	779	352	386	738	384	436	820
D.X	173	244	417	186	198	384	142	184	326	157	155	312
TOTAL	13398	13189	26587	13404	15790	29194	13640	15790	29430	14115	16073	30188

Source (KCCA - Directorate of Education and Social Services 2019)

Figure 25: PLE Performance Trend for UPE Schools



8.3 Secondary School Level Education in Kampala

Table 123: Secondary School Enrolment by School Ownership and Sex

	Government	Private	Total
No. of schools that reported	21	146	167
Male students	20,234	24,833	45,067
Female students	35,640	29,499	47,858
	38,593	54,332	92,925

Table 124: Secondary School Enrolment by Nationality

Nationality									Overall
Burundi	Congo	Kenya	Others	Rest of Africa	Rwanda	Sudan	Tanzania	Uganda	
75	160	244	346	228	390	689	202	90,591	92,925

Source: Education Statistical Abstract, 2016

Table 125: Secondary School Student enrolment vis-a vis seating and writing space by Grade and Ownership, 2019

	Male	Female	Total Enrolment	Government	Private	Available Sitting facilities	Est. Gap for Sitting Facilities
Senior 1	8,677	9,734	18,411		9,468	9,468	8,943
Senior 2	8,384	9,589	17,973	6,418	9,342	15,760	2,213
Senior 3	7,976	9,233	17,209	5,170	9,608	14,778	2,431
Senior 4	5,713	8,537	14,250	4,095	9,852	13,947	303
Senior 5	5,638	5,245	10,883	4,221	5,197	9,418	1,465
Senior 6	45,067	5,520	50,587	3,803	5,592	9,395	41,192
	92,925	47,858	140,783	30,104	49,059	79,163	61,620

Table 126: Secondary School Level Enrolment – Orphaned and special needs students by sex and Grade 2019

	Male	Female	Total		Male	Female	Total
Senior 1	1,436	1,521	2,957	Autism	1	7	8
Senior 2	1,331	1,442	2,773	Hearing Impaired	29	35	64
Senior 3	1,221	1,398	2,619	Mentally Impaired	14	6	20
Senior 4	1,168	1,245	2,413	Multiple Handicaps (deaf & blind)	2	1	30
Senior 5	832	839	1,671	Physically impaired	49	66	115
Senior 6	899	911	1,810	Visually Impaired	305	336	
	6,887	7,356	14,243	Overall	400	451	851

Table 127: Secondary School Teachers by Qualifications and Sex

	Male	Female	Total
Grade V Teacher including DSNE, DSE, DTE	595	305	900
Graduate Teacher	2,175	1,193	3,368
Other Training	132	50	182
Not indicated	401	180	581
Total	3,303	1,728	5,031

Table 128: Secondary School Student Teacher Ratio (STR), Student Classroom Ratio (SCR) and Student Stance Ratio (SSR)

STR			SCR			SSR		
Government	Private	Total	Government	Private	Total	Government	Private	Total
27	15	18	88	41	52	67	32	41

8.4 Tertiary Institutions

Table 129: Post-Primary Enrolment by Institution Type and Ownership

Government						Private					
BTVET Institutions			PTC's			BTVET Institutions			PTC's		
Male	Female	Total	Male	Female	Total	Male	Female	Total	Male	Female	Total
3,623	1,032	4,655	148	302	450	2,704	2,514	5,218	-	-	--

Source: Education Statistical Abstract, 2016

Table 130: Post-Primary Instructors/Teachers by Type of Institution and Ownership

Government						Private					
BTVET			PTC'S			BTVET			PTC'S		
Female	Male	Total	Female	Male	Total	Female	Male	Total	Female	Male	Total
35	94	129	23	19	42	165	300	465	-	-	--

Source: Education Statistical Abstract, 2016

Table 131: Persons Aged 15 Years and above by Highest Level Education Attainment (%) – 2016/17

Area	Characteristics					
Kampala	No formal education	Some primary education	Completed primary education	Some secondary education	Completed secondary education	Post-secondary and above
	6.2	12.1	9.7	24.9	17.1	30.1

Source: UNHS, 2017

Adult education rates are highest in Kampala at 94% and 93% for males and females respectively.

CHAPTER NINE: SOCIAL SERVICES

9.1 Public Library Services in Kampala

Table 132: Public Library Services

	Public Libraries	Children Libraries	Community Libraries	Name And Location
Kampala	4	1	-	(see below)
Division				
Central	3	-	-	<ul style="list-style-type: none"> • Kampala Library and Information Centre, KCCA City Hall • National Library of Uganda, Buganda road, Kampala • Department of library services, Parliament of Uganda
Kawempe	-	-	-	
Lubaga	1	-	-	KCCA Lubaga Library
Makindye	1	-	-	American Resource & public library, US Embassy, Ggaba road Kampala
Nakawa	-	-	-	

9.2 Public Halls/Community Centres

Table 133: Public Halls/Community Centres

	Kampala	Central	Kawempe	Lubaga	Makindye	Nakawa	
	14	4	3	1	2	4	
Division	Name of Community Centre						Location / Parish
Central	Community Hall building not yet constructed - they use a container						Kamwokya I
	Slum Dweller Community Hall						Kisenyi III
	Musajja Alumbwa Community Hall						Mengo
	Kagugube Community Hall – Under construction						Kagugube
Kawempe	Makerere Community hall						Kikoni, Makerere II
	Bwaise Community hall						Bwaise III (Badeya)
	Kyebando Community hall						St. Paul's Church
Lubaga	Busega Community Hall						Busega- Kibumbiro
Makindye	Wabigalo community hall						Wabigalo
	Buziga Community hall						Buziga
Nakawa	Kiswa Community hall						Kiswa
	Naguru Community hall						Naguru I
	Mbuya Community hall						Mbuya II
	Kyanja Community hall						Kyanja

9.3 Babies/Children's Homes in Kampala

Table 134: Number of Babies/Children's and Homes in Kampala per Division

Division	Number of Homes	Number of Homes Registered/Approved
Central	2	0
Kawempe	4	3
Lubaga	10	7
Makindye	7	5
Nakawa	2	1
Total	25	16

9.4 Street Children Services in Kampala

Table 135: Children Rescued, Supported, Homes Inspected and Closed by Division (2012/13 – 2017/18)

Kampala	Number per Financial year					
	2012/13	2013/14	2014/15	2015/16	2016/17	2017/18
Street connected children rescued	33	27	86	147	184	130
Children supported	111	357	1,794	2,328	3,391	3,351
Children's homes inspected	50	50	45	40	28	25
Homes closed	0	5	5	12	3	0
CENTRAL						
Street connected children rescued	33	27	86	147	184	130
Children supported	4	18	349	371	898	756
Children's homes inspected	5	4	3	3	3	2
Homes closed	0	1	0	0	1	0
KAWEMPE						
Street connected children rescued	-	-	-	-	-	-
Children supported	22	95	486	591	692	761
Children's homes inspected	8	8	7	7	6	4
Homes closed	0	1	0	1	2	0
LUBAGA						
Street connected children rescued	-	-	-	-	-	-
Children supported	19	36	236	367	504	593
Children's homes inspected	22	22	20	19	10	10
Homes closed	0	2	1	9	0	0
MAKINDYE						
Street connected children rescued	-	-	-	-	-	-
Children supported	47	164	601	603	803	765
Children's homes inspected	14	14	13	9	7	7
Homes closed	0	1	4	2	0	0
NAKAWA						
Street connected children rescued	-	-	-	-	-	-
Children supported	19	40	122	396	494	476
Children's homes inspected	1	2	2	2	2	2
Homes closed	0	0	0	0	0	0

Note: The process of rescuing children connected to the streets is mainly done in the Central division.

9.5 Sports Development in Kampala

Given its status as the only City, Kampala is a hub of all sports activities in the country. It is for this very reason that nearly all the sports associations in the country have their head offices situated in Kampala. According to the National Council of Sports (NCS), there are currently forty (40) registered sports associations and federations in Uganda that are based in Kampala. Each sport has an independent association/federation as listed in table 136.

Table 136: Sports Associations/ Federations based in Kampala

Name of Association/Federation			
1	Association of Uganda University Sports (AUUS)	21	Uganda Judo Association (UJA)
2	Federation of Motor Sports Associations of Uganda (FMU)	22	Uganda Kick Boxing Federation (UKBF)
3	Federation of Uganda Basketball Associations (FUBA)	23	Uganda Lacrosse Union (ULU)
4	Federation of Uganda Football Associations (FUFA)	24	Uganda Ludo Association (ULA)
5	Gymnastics Association of Uganda (GAU)	25	Uganda Netball Federation (UNF)
6	Pool Association of Uganda (PAU)	26	Uganda Paralympic Committee (UPC)
7	Scrabble Association of Uganda (SAU)	27	Uganda Roll Ball Association (URA)
8	Uganda Archery Federation (UAF)	28	Uganda Rowing Federation (URF)
9	Uganda Athletics Federation (UAF)	29	Uganda Rugby Union (URU)
10	Uganda Badminton Association (UBA)	30	Uganda Skating Federation (USF)
11	Uganda Baseball & Softball Association (UBSA)	31	Uganda Squash Rackets Association (USRA)
12	Uganda Boxing Federation (UBF)	32	Uganda Swimming Federation (USF)
13	Uganda Chess Federation (UCF)	33	Uganda Table Tennis Association (UTTA)
14	Uganda Cricket Association (UCA)	34	Uganda Taekwondo Federation (UTF)
15	Uganda Cycling Association (UCA)	35	Uganda Tennis Association (UTA)
16	Uganda Darts Association (UDA)	36	Uganda Volleyball Federation (UVF)
17	Uganda Draughts Association (UDA)	37	Uganda Woodball Federation (UWF)
18	Uganda Floorball Association (UFA)	38	Uganda Wrestling Federation (UWF)
19	Uganda Handball Federation (UHF)	39	Uganda Zurkhaneh Federation (UZF)
20	Uganda Hockey Association (UHA)	40	VX Uganda

Source: National Council of Sports, 2020. Available at [<https://www.ncs.go.ug/>]

9.5.1 Sports Clubs based in Kampala

Kampala has the highest number of sports clubs in the country. Table 137a below shows the current number of sports clubs that are based in Kampala.

Table 137a: Sports Clubs based in Kampala

No.	Rugby Clubs	Football	Netball	Para Sports Federations	Athletics Clubs
1	Heathens	SC Villa Jogoo	KCCA Netball Club	Uganda Paralympics Federation	KCCA
2	Kobs	Express FC	Makindye Division Netball club	Kampala Sitting Volleyball Association	Prisons
3	Buffalos	Maroons FC	National Insurance Corporation Netball Club	Uganda Wheel Chair Association	Police
4	Warriors	KCCA FC	Police Netball Club	Association for Deaf football	Makerere
5	Black pirates	URA FC	Posta Netball Club	Federation of Amputee soccer	Kyambogo
6	Rhinos	Police FC	Prisons Netball Club		
7	Rams	Proline FC			
8	MUK impis				

Table 137b: Sports Clubs based in Kampala

No.	Basketball Clubs	Boxing Clubs	Volley Ball Clubs	Cricket Clubs
1	KCCA	KCCA	KCCA VC	Aziz Damani CC
2	Betway Power	East Coast Boxing Club	KAVC	Challengers CC
3	Warriors	Katwe Combine BC	Kampala University VC	Tornado Bees CC
4	City Oilers	Lubya BC	Police VC	Kampala Institute
5	KIU	Namungona BC	Nemo Stars VC	Kutch Tigers CC

6	Falcons	Nankulabye BC	Prisons VC	SKLPS CC
7	Kampala University Eagles	Lukanga	UPDF VC	Patidar CC
8	Our Savior	Zebra	Sport-S VC	Tornado CC
9	Sharing Youth	Biggie BC	Sky VC	Ceylon Lions CC
10	Angels BC	Nakivubo BC	COBAP VC	Wanderers CC
11	MUK Sparks	Kampala BC	Mulago VC	Avengers CC
12	YMCA Hamstars	Kololo BC	Mak-Titans VC	Africa CC
13	A1 Challenge	Kololo high	Uganda Christian University	Aziz Damani Devt Team 3
14	Charging Rhino	A& B BC	SPORT-S V	Premier CC
15	Old Tymers	Police BC	Espoir VC	
16	Rezlife	Makindye BC	Thunders VC	
17	YMCA Lady Hamstars	Sparks Bombers	CVA VC	
18	Bush Court	Nakawa BC	Nemo VC	
19	MAK Eagles	Power gym BC	Mak-Staff VC	
20	IUEA	Kalinabari		
21	Diamonds In The Sun	Rise and Shine		
22	Magic Stormers			
23	Lioness			
24	Javon			
25	Nabisunsa			
26	Watoto			

Source: KCCA Directorate of Education and Social Services 2019.

9.5.2 Number of Sports Grounds in Kampala

The FY 2014/15 survey of sports facilities/grounds in Kampala revealed that there were only 85 sports grounds in the City and a complete list showing name, list, status and size is attached in the Annex 5.

Table 138: Sports Grounds

Division	No. of Sports Grounds	Sports discipline									
		Football	Basketball	Netball	Volleyball	Rugby	Tennis	Athletics	Cricket	Boxing	Swim
Central	13	Data yet to be collected									
Kawempe	9										
Lubaga	9										
Makindye	18										
Nakawa	36										
Total	85										

Source: KCCA Directorate of Education and Social Services 2019.

9.6 Public Entertainment

There are a number of entertainment places/spots within Kampala City and the surroundings. These offer several entertainments in form of music, dance and drama, cinema, performing arts among others. Most of the entertainment places are concentrated around the central division in Kampala.

Table 139: Major Public Entertainment Spots

	Kampala	Central	Kawempe	Lubaga	Makindye	Nakawa
Cinemas	4	3	-	-	-	1-
Ham Cinema - Makerere						
Century Cinemax – Acacia Mall						
3D Cinemax – Naalya						
Movie Centre Kampala – Ben Kiwanuka						
Theatres for drama	3	3	-	-	-	-
National Theatre						
Theatre Labonita						
Bat Valley Theatre						

Halls 1,000+ seats	4	3	-	-	1	-
1. Imperial Royale Hotel						
2. Hotel Africana	4	3	-	-	1	-
3. Speke Resort Munyonyo						
4. International conference centre						
Casinos*	9	9	-	-	-	-
Night Clubs*	42	15	1	10	9	7
Video Halls (Bibanda)	Information not collected					
Public swimming pool	There are no public swimming pools in Kampala. All the swimming pools within Kampala are located within hotels while others are privately owned					
Brothels	There are no registered brothels and the trade is illegal in Uganda					

See Annex 6 for a list of registered night clubs and Casinos in Kampala.

9.7 Public Monuments, Statues and Facilities

There are a number of public features and places in the city such as monuments and statues, parks, gardens, recreation grounds, water fountains, art galleries, places of worship as well as camping grounds. These are spread across the different divisions of the city.

Table 140: Public Monuments and Statues

		Kampala	Central	Kawempe	Lubaga	Makindye	Nakawa
Monuments/Statues		19	14	3	2		
No.	Name	Location					Division
1	Uganda Museum	Kira Rd, Kampala					Central
2	Independence Monument	Speke road					Central
3	The Stride monument(CHOGM)	CHOGM Gardens					Central
4	Sir Edward Mutesa II monument	Junction of Speke road and Nile avenue					Central
5	World War Memorial monument	Constitutional Square					Central
6	Centenary monument	Centenary Park, Jinja road					Central
7	Statue of Kawalya Kaggwa	Amber House Kampala Road					Central
8	Nantawetwa monument	Kabaka Anjagala road					Central
9	Statue of John the Baptist	Christ the King Church (Colville Street)					Central
10	Statues of percussion performers	Sheraton Hotel Gardens					Central
11	Statues of dinosaurs	Garden City (Yusuf Lule Road)					Central
12	Statue of Mutaasa Adam	Mutaasa Kafeero Mall on Luwum Street					Central
13	National Theatre	Dewinton road Kampala					Central
14	Fort Lugard,	Old Kampala hill					Central
15	Statue of Albert Cook	Mengo Hospital					Lubaga
16	Statue of Kabaka Ronald Muwenda Mutebi II	Bulange Building, Mengo					Lubaga
17	Statue of Mary	St. Mary's Cathedral Lubaga					Lubaga
18	The Crested Crane	Kibuye roundabout, Entebbe road					Makindye
19	The Giraffe	Kampala International University, Kabalagala					Makindye
20	Education monuments	Makerere University Kyambogo University					Kawempe Nakawa

9.8 Public parks/ Gardens/ Recreation Grounds// Public Water Fountains/Art Galleries

Table 141: Public parks/ Gardens/ Recreation Grounds

	Kampala	Central	Kawempe	Lubaga	Makindye	Nakawa
Public Parks/gardens	9	8	0	1	0	0

	Name	Location	Division
1	Constitution square	Constitution square, Kampala Road	Central
2	Centenary park	Centenary park, Jinja Road	Central
3	Jubilee Gardens	Sheraton hotel,	Central
4	CHOGM gardens	Parliament of Uganda, Nile Avenue	Central
5	Pan African Square	Clock tower, Katwe road	Central
6	Watoto park	Opposite Watoto church	Central
7	Railway grounds	In front of Railway Station, Jinja Road	Central
8	Children's park	Kamwokya,	Central
9	Lubiri Park	In front of Kabaka palace Main entrance, Mengo	Lubaga
10	Mayor's Gardens	KCCA	Central

Table 142: Public Water Fountains

Public Water Fountains	Kampala	Central	Kawempe	Lubaga	Makindye	Nakawa
Public fountains	6	6				
	Name	Location	Division			
1	Queens way/Clock tower	Clock tower, Queens way	Central			
2	Watoto park	Opposite Watoto church, Kampala road,	Central			
3	International conference centre	Serena Hotel Kampala, Nile Avenue	Central			
4	Sheraton Hotel	Sheraton Hotel, Kampala, Nile Avenue	Central			
5	Garden City	Garden City mall, Central	Central			
6	Grand Imperial Hotel	Grand Imperial Hotel Kampala	Central			

Table 143: Camping Grounds

Camping Grounds	Kampala	Central	Kawempe	Lubaga	Makindye	Nakawa
Camping Grounds	3			1	1	1
	Name	Location	Division			
1	Backpackers Natete	Nateete	Lubaga			
2	International youth Hostels Uganda	Next to American Embassy	Makindye			
3	Red chilli Hide Away	Off Port Bell road, Bugolobi	Makindye			

Table 144: Art Galleries

Art galleries	Kampala	Central	Kawempe	Lubaga	Makindye	Nakawa
Art Galleries	12	6	1	1	2	2
	Gallery	Location	Division			
1	Afriart	Kenneth Dale Drive Kamwokya	Central			
2	Nommo	Victoria Avenue Nakasero	Central			
3	Umoja	Kira road, Kamwokya	Central			
4	Aka Gallery	Hannington road, Nakasero	Central			
5	Art Spot (Fairway Hotel)	Kafu road, Nakasero	Central			
6	Nyanzi Art Studio	National Theatre Craft Village	Central			
7	Makerere university	Makerere School of Industrial Art	Kawempe			
8	Uganda Art Gallery	Willis road, Namirembe road	Lubaga			
9	Uganda Arts Trust	Kasanga Ggaba road	Makindye			
10	Amani Crafts Shop	Aspen place Apartments, Ggaba road Bunga	Makindye			
11	Ujuzi Art Studios Ltd(Paulo Akiiki)	Kisaasi Bukoto road	Nakawa			
12	Magima Art Gallery	Ntinda, Kampala	Nakawa			

CHAPTER TEN: CRIME, ACCIDENTS AND FIRE EMERGENCIES

Kampala on Crimes and Accidents.

Statistics on crime and accidents are mainly collected by the Uganda Police Force (UPF) through the directorates of Crime Investigation and Crime Intelligence (CID), Traffic and Road Safety, and Police Fire Prevention and Rescue Services. Some of the statistics obtained from the UPF on crime and statistics are given here under.

10.1 Crime Statistics for Kampala 2017 - 2018

Table 145: Crime Statistics in Kampala

Crime	2017	2018	Total	Ranking	
Thefts	6,001	6,305	12,306	1	Thefts
Other Crimes	3,444	3,473	6,917	2	Other crimes
Economic	2,595	2,769	5,364	3	Economic
Assaults	1552	1,765	3,317	4	Assaults
Breakings	959	1,017	1,976	5	Breakings
Robberies	758	929	1,687	6	Robberies
Sex Related	822	833	1,655	7	Sex related
Child Related	712	859	1,571	8	Child related
Narcotics	466	404	870	9	Narcotics
Homicides	216	211	427	10	Homicides
Other Laws	172	169	341	11	Other laws
Political /Media	23	46	69	12	Political/Media
Corruption	18	25	43	13	Corruption
Terrorism	7	14	21	14	Terrorism
Total Cases	17,745	18,819	36,564		

10.2 Road Accidents

The statistics on road accidents below represent only the nine police stations located within the five divisions of Kampala city.

Table 146: Description of Road Accidents in Kampala as recorded by different UPF Stations (2016 to 2018)

Station										Total for each year			Grand Total	Division
	Fatal			Serious			Minor			2016	2017	2018		
	2016	2017	2018	2016	2017	2018	2016	2017	2018					
CPS Kampala	14	13	19	456	440	457	871	809	925	1341	1262	1401	8,008	Central
Katwe	35	37	47	369	240	131	141	123	94	545	400	272	2,434	Makindye
Jinja Road	28	31	34	291	236	261	321	231	161	640	498	456	3,188	Central
Old Kampala	31	36	40	255	226	206	110	133	70	396	395	316	2,214	Central
Kawempe	54	58	48	131	188	167	137	117	60	322	363	275	1,920	Kawempe
Wandegeya	25	23	25	212	130	146	217	89	39	454	242	210	1,812	Central
Kira Road	34	44	36	142	200	219	25	59	143	201	303	398	1,804	Nakawa
Kabalagala	26	15	22	165	159	178	76	90	99	267	264	299	1,660	Makindye
Natete	20	31	23	140	127	86	63	63	37	223	221	146	1,180	Lubaga
Total	267	288	294	2,161	1,946	1,851	1,961	1,714	1,628	4,389	3,948	3,773	24,220	

Source: Uganda Police, 2019

Table 147: Causes of Accidents in Kampala 2015 and 2018

Reason for Accident	2015	2018	Total
Careless driving	3,480	2,412	5,892
Reckless/	1,442	831	2,273
Unknown causes	634	60	694
Over speeding	519	16	535
Other	223	98	321
Careless pedestrian	208	75	283
Under influence of drinks/drugs	154	56	210
Overloading	7	69	76
Dangerous loading	25	18	43
Passenger falls from vehicle	16	14	30
Dazzled by lights	16	2	18
dangerous driving	0	0	0
Total	6,724	3,651	10,375

Table 148: Persons Killed in Road Accidents Between 2015 and 2018 by Road User Type/Category

	Category	Year	Driver	Motorcyclist	Pedal cyclists	Passenger on motorcycle	Passenger in light omnibus	Passenger in medium omnibus	Passenger in heavy omnibus	Other passengers	Pedestrians	Grand Total
	Male-Adult	2016	13	78	8	22	1	0	0	6	124	252
		2017	10	118	9	32	4	1	0	15	77	266
		2018	7	106	11	25	1	1	0	14	91	256
	Female-Adult	2016	0	1	0	9	4	0	0	0	46	60
		2017	0	0	0	4	2	0	0	7	26	39
		2018	2	1	0	16	4	0	0	2	37	62
	Female Juvenile	2016	0	0	0	1	0	0	0	1	27	29
		2017	0	0	1	4	0	0	0	0	14	19
		2018	0	0	0	4	1	0	0	1	22	28
	Male Juvenile	2016	0	0	0	0	0	0	0	0	15	15
		2017	0	0	0	0	0	0	0	1	7	8
		2018	0	0	0	1	0	0	0	0	4	5
	Total for each year	2016	13	79	8	32	5	0	0	7	212	356
		2017	10	118	10	40	6	1	0	23	124	332
		2018	9	107	11	46	6	1	0	17	154	351
	Grand Total		67	512	51	191	30	2	0	84	822	1,761

10.3 Fire Service

In Kampala City, fire services are under the Directorate of Police Fire Prevention and Rescue Services in the Uganda Police Force. The Directorate is headed by Assistant Inspector General and is charged with three major functions namely:

- prevention of fire through inspection, education, investigation and media campaigns on rescue of life or any human being threatened by either natural or manmade hazards;
- fire extinguishment in order to protect and save property from destruction by fire; and
- active participation as a key player in national disaster management activities with other stakeholders.

In Kampala, and indeed in the rest of the country, it is only the Uganda Police (Fire Brigade) that has the mandate to do firefighting. Private entities can only sell firefighting equipment but they are not allowed to engage in actual firefighting.

Table 149: Fire Service

	Government	Private	Total
Number of fire engines	08	--	08
Number of trained firefighting personnel	195	--	195
Male	163	--	163
Female	32	--	32
Public code (public document) on fire			
Emergency number(s) to call in case of a fire	<i>Fire bridge</i> 0414-424222/112 (Toll free) 0714-667752	<i>Fire Masters</i> 0414-258912, 0312- 278750, 0776770770	

Table 150: Type of Services Offered by the Fire Brigade

Type of service	Yes	No
Basic Life Support	✓	
Advanced Life Support		
Vehicle Extrication	✓	
Departmental (in-house) training for staff	✓	
Hazardous Material (Hazmat) team		✓
Public Education	✓	
Ambulance Transport	✓	
Number of ambulances		
Technical/Specialised Rescue	✓	
Fire investigation/Fire-cause determination	✓	
Fire Inspections/ Fire Safety Audits	✓	
Other, specify		

Table 151: Fire Incidents Attended to on an Annual Basis (2015- 2018)

Division		2015	2016	2017	2018	Total
Central	Domestic	01	01	-	-	02
	Industrial	-	-	-	-	00
	Car fires	03	04	05	03	15
Kawempe	Domestic	22	19	23	20	84
	Industrial	02	01	-	01	04
	Car fires	04	02	04	02	12
Lubaga	Domestic	14	17	19	11	61
	Industrial	-	-	-	-	00
	Car fires	04	01	03	02	10
Makindye	Domestic	60	57	66	40	223
	Industrial	-	-	-	-	00
	Car fires	03	02	04	-	09
Nakawa	Domestic	30	27	18	11	76
	Industrial	02	-	61	01	04
	Car fires	03	04	02	01	10
Grand Total		148	135	205	92	510

Source: Uganda Police, 2019

10.3.1 Major Causes of fire Emergencies in Kampala

Table 152: Number and Major Causes of fire Emergencies in Kampala

Division	2015	2016	2017	2018	Total
Central	98	84	82	47	311
Kawempe	76	52	43	46	217
Lubaga	74	64	43	23	204
Makindye	108	98	111	95	412
Nakawa	70	80	39	27	216
Grand Total	426	378	282	238	1,324
Extent of fire					
Fatal	29	19	23	20	91
Serious	40	31	37	27	135
Minor	492	514	225	191	1,422
Grand Total	561	564	285	238	1,648
Major Causes of Fire					
	Electrical short circuit	Electric short circuit	Charcoal stove	Charcoal stove	
	Charcoal stoves		Short circuit	Short circuit	
	Electrical appliances left unattended		arson	Electric appliance left on	
	Arson		Electric appliance left unattended to	Arson	
	Uncontrolled welding		welding	Over welding	
Level of satisfaction by General Public to Uganda Police Force response					
Response time	8-12mins	8-12mins	8-12mins	8-12mins	
Effectiveness	12mins	12mins	12mins	12mins	

10.3.2 Major Challenges Faced by the Directorate

The Directorate of Fire Prevention & Rescue Services is currently constrained due to limited equipment/ resources that can enable it to ensure provision of adequate fire and rescue services. This calls for support from stakeholders to address the gap. The challenges include:

- Inaccessibility to some scenes
- Constant breakdowns of fire trucks
- Skills gap for handling incidents that involve hazardous materials
- Lack of specialised equipment
- Traffic jam
- Limited fire trucks
- Lack of law specific to fire safety.

10.3.3 Recommendations to KCCA on Fire Incidents?

- Enforce building codes/regulations to address access issues.
- Acquire more fire trucks to enhance existing capacity.
- Embrace the need for world class city fire brigade
- Address jam by controlling bad driving and congestion city roads
- Lobby for training opportunity for fire fighters where police has not been able to do
- Develop fire safety orders specific to the city to enforce safety.

CHAPTER ELEVEN: ASSORTED KCCA PERFORMANCE STATISTICS 2011 – 2019

11.1 KCCA Public Health

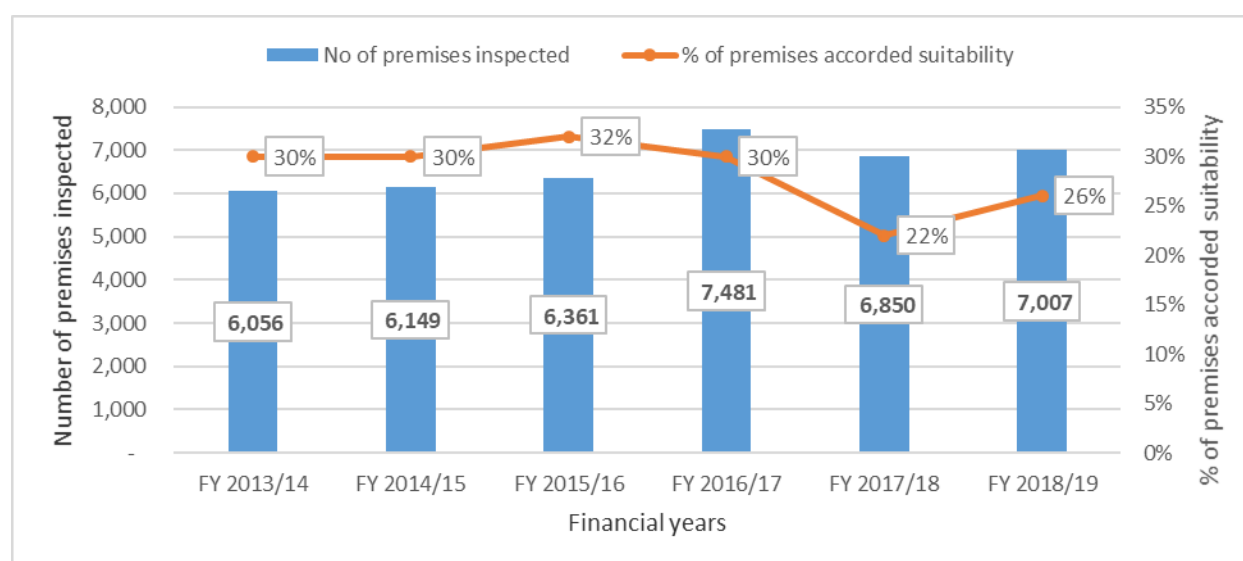
11.1.1 Inspection of premises of public importance

The KCCA Public Health Inspection and Education Unit is mandated to carry out; food and personal hygiene promotion, medical examination of food handlers and persons engaged in the personal services' sector, inspection of places of public health importance, homestead sanitation promotion, veterinary public health promotion, meat hygiene assurance and holding of sensitisation meetings.

11.1.2 Premises Inspected and Suitability Rate (FY 2013/14- FY 2018/19).

The premises inspected are both for domestic and public health importance and a total of 7,007 premises of domestic and public health importance were inspected over a period of 7 years as shown in the figure 18.

Figure 26: Trend of Premises Inspected and Suitability Rate (FY 2013/14- FY 2018/19)



Source: Health inspectorate department, July, 2019

11.1.3 Number of food handlers examined Vs Target

Food handlers are medically examined and issued with certificates. The table 153 below shows the number of food handlers examined vs target from FY 2013/14 to FY 2018/19.

Table 153: Number of Food Handlers Examined Vs Target (FY 2013/14 to FY 2018/19)

Financial Year	Food handlers were medically examined	Annual Target	% achieved
FY 2018/19	10,745	10,000	107%
FY 2017/18	8,174	10,000	82%
FY 2016/17	9,510	10,000	95%
FY 2015/16	7,715	10,000	77%
FY 2014/15	8,883	10,000	89%
FY 2013/14	6,884	10,000	69%

Source: Health inspectorate department, July, 2019

11.2 Revenue Collections by KCCA

The Directorate of Revenue Collection is mandated to levy, charge, collect and appropriate fees and taxes in accordance with the law enacted by Parliament under article 152 of the constitution. There are 12 major tax heads from which KCCA collects revenue. Table 154 below shows KCCA major tax heads and related performance over the years.

Table 154: Revenue Collection per Tax head from FY 2010/2011 - 2018/2019 (UGX '000,000)

	2012/13	2013/14	2014/15	2015/16	2016/17	2017/2018	2018/19
Revenue performance by source							
Business Licenses	13,558	12,931	13,994	13,540	19,008	16,735	15,815
Property Rates	11,810	16,931	17,647	20,265	19,696	23,682	32,393
Ground Rent & Rates	3,113	5,084	6,205	4,483	7,152	7,386	8,152
Road Users fees	13,352	15,920	17,516	18,660	19,984	5,409	--
Park Fees (including Street Packing)	-	-	--	--	--	5,590	4,054
Advertising	1,080	1,373	1,298	1,408	1,248	2,737	3,993
Market /Gate charges	1,192	1,260	1,888	2,187	1,763	1,293	1,351
Land Fees	1,691	2,095	4,952	3,927	5,093	4,389	3,985
Building fees			2,227	2,483	1,973	2,455	3,108
Local Service tax	6,732	8,027	9,783	11,442	12,011	10,894	12,456
Local Hotel Tax	1,610	1,915	1,931	2,330	2,646	2,666	2,642
Other Revenue Sources	1,563	4,462	3,109	3,103	3,421	2,085	2,598

NOTE: The revenue source referred to as "other revenue sources" includes: Migration permits, yellow fever vaccination fees, public convenience, agency/tender fees, penalties/fines, CBO registration fees, public health examination fees and miscellaneous income

Figure 27: Major Sources of Revenue for KCCA (UGX Billions) - FY/2017/18-2018/19



Source: KCCA-Revenue Directorate, 2019

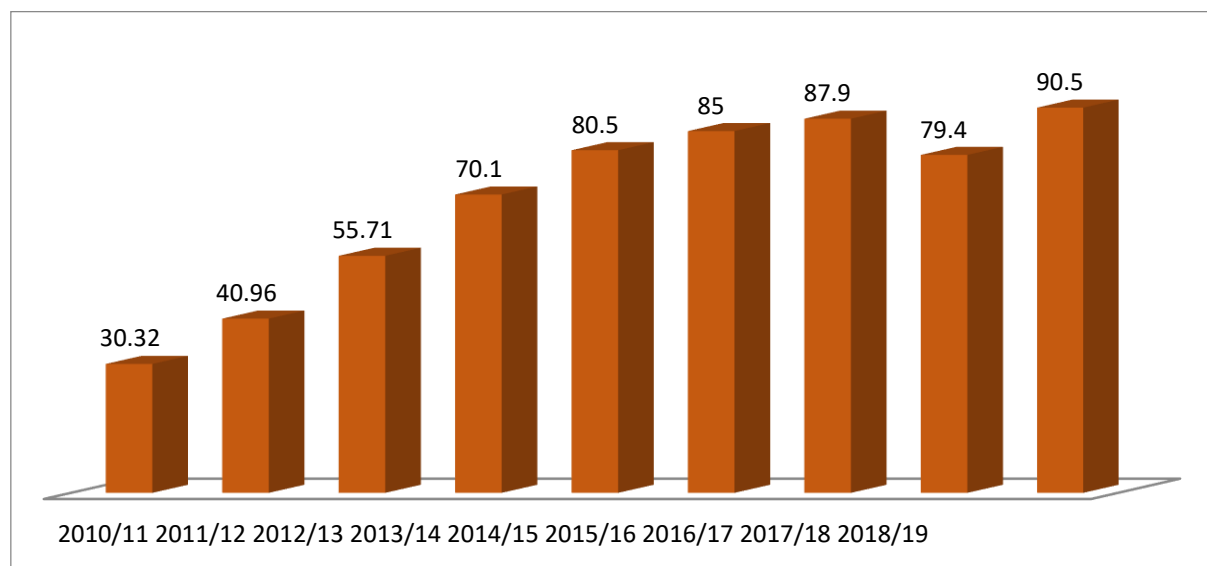
11.2.2 KCCA Revenue Collections FY/2010/2011-2018/19

The KCCA Revenue Collection Directorate has continued to keep an upward trend in revenue collection except for FY2017/2018 when a shortfall was registered on annual actual performance.

Table 155: KCCA Revenue Collections FY/2010/2011-2018/19 (UGX '000,000)

Revenue Source	2011/2012	2012/2013	2014/15	2015/16	2016/17	2017/18	2018/19
Overall Collections	55,704	70,003	80,551	84,927	86,640	79,430	90,553

Source: KCCA-Revenue Directorate, 2019

Figure 28: KCCA Revenue Collections Trend - FY/2010/2011-2018/19 (UGX '000,000)

Source: KCCA-Revenue Directorate, 2019

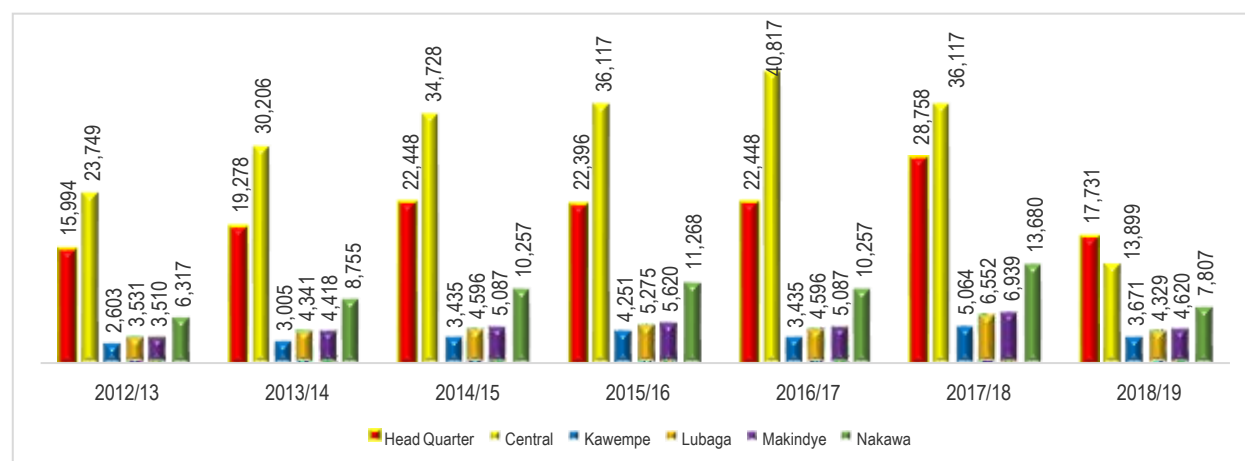
11.2.3 Revenue Collections by Division, FY 2011/12 – 2018/19 (UGX '000,000)

Most revenue is collected from the Central Division despite the deteriorating performance from 40,817 in FY 2016/2017 to 13,899 in FY 2018/2019.

Table 156: Revenue Collections (UGX Billions) by Division, FY 2011/12 – 2018/19 (UGX '000,000)

by Division	2011/12	2012/13	2013/14	2014/15	2015/16	2016/17	2017/18	2018/19
Head Quarter	-	15,994	19,278	22,448	22,396	22,448	28,758	17,731
Central	-	23,749	30,206	34,728	36,117	40,817	36,117	13,899
Kawempe	-	2,603	3,005	3,435	4,251	3,435	5,064	3,671
Lubaga	-	3,531	4,341	4,596	5,275	4,596	6,552	4,329
Makindye	-	3,510	4,418	5,087	5,620	5,087	6,939	4,620
Nakawa	-	6,317	8,755	10,257	11,268	10,257	13,680	7,807
Total Collection	40.96	55.7	70	80.55	84.93	86.64	79.43	90.55

Source: KCCA-Revenue Directorate, 2019

Figure 29: Revenue Collections (UGX Billions) by Division, FY 2012/13 – 2018/19

Source: KCCA-Revenue Directorate, 2019

11.2.4 Types of revenue sources and ratings

11.2.4.1 Trading licenses

The collection of trading license is guided by the Trading (Licensing) Act, Cap 101, amended 2011 and other cognate laws. Trading licences rates are set by the Ministry of trade and Industry and implemented by the respective District/Municipal agencies. Trading License fees increased from UGX 3.82 bn in the FY 2010/11 to UGX 15.82 bn in the FY 2018/19, representing a growth of over 314%. A complete trading license schedule is attached in Annex 7.

Table 157 Shows the number of trading licenses issued over the years.

Table 157: Trading Licenses Issued 2014/15 – 2018/19

	2014/15	2015/16	2016/17	2017/18	2018/19	Total
	46,493	97,013	636,36	60,536	63,594	331,272
Head Quarter	1	2	-	-	-	3
Central	21,171	43,346	28,363	27,821	29,701	150,402
Kawempe	53,31	11,162	62,46	6,447	6,581	35,767
Lubaga	6,673	14,105	9,656	8,387	8,607	47,428
Makindye	7,607	15,939	11,117	9,369	10,151	54,183
Nakawa	5,710	12,459	8,254	8,512	8,554	43,489

See annex 7 for Trading licenses number paid to KCCA

Source: KCCA ecitie database, 2019

11.2.4.2 Property Rates

the Local Government (Rating) Act, 2005 as amended and the Local government (Rating) Regulation, 2006 aid the rates collection. From the FY 2010/2011 property rates collection have grown from UGX 7.78bn to UGX 32.93 bn in the FY 2018/19 representing a percentage growth of 161%.

11.2.4.3 Ground Rent & Rates

This tax is governed by the Land Act 1998. Collections has grown from UGX 3.5b in 2010/11 to UGX 8.15 bn in 2018/19 registering a growth of 134%.

11.2.4.4 Road Users fees and Park Fees (including Street Packing)

This guided by The Kampala Capital City (Commercial Road Users) Regulations, 2015. Collections of Road User fees have grown from UGX 5.19bn in FY 2010/11 to UGX 18.66bn in the FY 2015/16 representing a growth of 260%. However, collection was suspended following a Presidential Directives in 2017.

Table 158: Road User Fees (UGX)

Road User Fees	The Kampala Capital City (Commercial Road Users) Regulations, 2015		
	Monthly fee	Quarterly fee	Annual fee
Category of Vehicle or motor cycle			
Motor Cycle (Commercial)	20,000	54,000	192,000
Special Hire (1-4 seaters)	25,000	67,500	240,000
Pick-ups (up to 2.5 Tons)	30,000	81,000	288,000
Special hire (5-8 seaters)	60,000	162,000	576,000
Other Goods vehicle or motor cycle	100,000	270,000	960,000
Goods vehicle or motor cycles or motor cycles or motor cycles Box Body	100,000	270,000	960,000
Small Trucks (2.5 Tons& less than 10 Tons)	120,000	324,000	1,152,000
Taxi/Van 9-18 seater	120,000	324,000	1,152,000
Bus or Coach 19-29 Seater	206,000	556,200	1,977,600
Tippers & Big Truck ('Magulu Kumi' & more)	240,000	648,000	2,304,000
Bus or Coach 30-39 Seater	296,000	799,200	2,841,600
Bus or Coach 30-39 Seater with standing capacity of above five passengers	403,000	1,088,100	3,868,800
Bus or Coach 39- 62 Seater	433,000	1,169,000	4,156,800
Goods vehicle or motor cycles or motor cycles or motor -cycles Trailers	480,000	1,296,000	4,608,000
Bus or Coach above 62 Seater	532,000	1,436,400	5,107,200

Table 159: Street parking rates December 2019

	2017/18	2018/19
First uninterrupted 2 hours	400	1,000
Every 30 minutes after the first 2 hours	400	800
Eight hour uninterrupted parking	6,400	21,200

11.2.4.6 Advertising

This tax is governed by the City Outdoor Advertisement Policy 2008; Collections have grown from UGX 0.7b in 2010/11 to UGX 3.93bn in 2018/19 registering a growth of 400%. A detailed advertising rates schedule is on the website: www.kcca.go.ug

11.2.4.7 Market /Gate charges

This is the collection of market dues and rent and is governed by the Markets Act Cap94, Collections have grown from 0.75b in 2010/11 to 1.35 in 2018/19 registering a growth of 180%.

11.2.4.8 Land Fees

this tax is governed by the Land Act Cap 277; Collections have grown from UGX 0.76b in 2010/11 to UGX 3.98b in 2018/19 registering a growth of 517%.

11.2.4.9 Building fees

This tax is governed by the Physical Planning Act and the Public Health Act, 1994 Cap 269, Collections from this source is comparative for two years but have grown from 2.23 bn in 2014/15 to UGX 3.11 bn in 2018/19 registering a growth of 139%.

11.2.4.10 Local Service tax

This tax was introduced after the abolition of graduated tax; it is governed by the Local Government Act, (Amendment) (No.2). Collections have grown from UGX 3.33bn in the FY 2010/11 to UGX 12.45bn in the FY 2018/19 a growth of over 243%

11.2.4.11 Local Hotel Tax

This tax is governed by the Local Government Act, (Amendment) (No.2), Collections have grown from 0.85b in 2010/11 to 2.33b in 2018/19 registering a growth of over 175%.

11.2.4.12 Other Revenue Sources

The revenue source referred to as “**other revenue sources**” includes: Migration permits, yellow fever vaccination fees, public convenience, agency/tender fees, penalties/fines, CBO registration fees, public health examination fees and miscellaneous income

11.3 KCCA URBAN PLANNING

11.3.1 Services Under Physical Planning.

The Directorate of Physical Planning (DPP) is mandated to ensure rational and sustainable use and management of land resources in Kampala capital city and these are embedded in three cores themes of; land development, land delivery services and physical planning.

The table 160 below shows the services under physical planning.

Table 160: Physical Planning Services

Category	Item Breakdown	Financial Year Total				
		2014/15	2015/16	2016/17	2017/18	2018/19
Development Control	Sites issued with removal notices	727	1,196	1,959	1,559	1,118
	Sites issued with enforcement notices	288	77	-	-	136
	Hoarding permits	19	157	172	165	146
	Occupation permits	29	132	241	227	195
	Renovation permits	95	429	396	426	318
	Chain Link Fence Permits	-	39	44	40	31
	Demolition Permits	13	112	97	87	62
	Job cards issued	370	548	496	492	442
	Schools inspected to ensure compliance to physical planning standards (started in 2016/17)	88	59	163	191	177
	Building plans received for assessment	985	822	599	1,013	962
	Plans cleared to pay assessment fees & formal approval applications	1,031	241	464	621	810
	Plans deferred	38	96	131	222	808
	Development/building plan applications/files received	1,644	1,296	2,034	1,378	1,097
	New/fresh applications	957	633	957	1,084	-
Technical Reviews	Correction files	-	-	1,290	1,492	-
	Structural files	-	-	421	367	-
	Assessed development plans	580	1,184	548	2,701	2,911
	Approved development plans	678	922	1,173	1,007	1,284
	Deferred development plans	858	955	1,416	1,692	-
	Rejected development plans	108	21	19	2	-
	Site visits made from reviewed/assessed files	-	-	-	1,598	-
	Subdivision/mutation survey applications handled	521	1,684	1,547	378	-
	Survey reviews for building/development plan applications done	101	1,597	1,810	1,921	-
	Deed plans issued	869	1,189	897	925	-
	Requests for area schedules handled/issued	602	659	416	465	-
	GIS maps and products prepared for	-	-	-	-	-
Cartography and Survey	Clients	-	-	-	-	-
	Internal clients	95	119	160	218	-
	External clients	-	39	95	440	-

	Requests for topographical maps handled	936	254	495	507	-
	Survey field prints issued	1,973	1,376	585	453	-
	Number of clients received at the KCCA client care centre	39,956	16,724	12,408	27,410	33,647
Client Care/Lands Registry	Number of text messages sent to clients on different issues including queries and completed transactions	365,686	1,241,903	348,595	732,784	-
	Number of title search requests received	2,725	2,293	396	12,332	-
	Number of title searches dispatched	965	1,020	1,271	1,795	-
Landscape	Area of open green spaces, greening or improved/ road islands developed (sq. Metres)	18,750	26,875	13,151	31,401	42,152
	Trees planted (indigenous & improved species)	143	4,718	3,608	6,363	4,457

11.3.2 Kampala City Address Project

The Kampala City Address Project under the Kampala Infrastructure and Institutional Project (KIIDP 11) commenced in FY2015/16. The project aims at establishing and maintaining a city addresses system through which roads, streets and buildings/houses are assigned unique numbers in order to; Improve service delivery in the City, simplify revenue mobilisation and ease navigation in City by making it easier for citizens and visitors to locate places.

KAMPALA CITY ADDRESS PROJECT

The Kampala City Address Project financed by the World Bank under the Kampala Infrastructure and Institutional Project KIIDP II commenced in FY 2015/16. The project aims at establishing and maintaining a city addresses system through which roads, streets and buildings/houses are assigned unique numbers in order to:

- improve service delivery in the City,
- simplify revenue mobilisation
- ease navigation in the city by making it easier for citizens and visitors to locate places.

The City Address model is being carried out using the Geographic Information System (GIS), which captures, stores, analyses, manages, and presents data that are linked to location(s).

Table 161: Cumulative Totals for Properties Assigned House Numbers

Division	Projected-2018	Properties Numbered	Percentage Covered	Entered in the CAM System	Percentage Covered
Central	16,000	13,759	85.99	13,759	100
Kawempe	72,000	65,703	71.98	-	-
Lubaga	80,000	55,984	57.97	-	-
Makindye	79,000	89,762	113.62	71,777	79.96
Nakawa	75,300	75,300	100	72,493	96.27
Totals	314,300	300,508	95.61	158,029	52.59

Table 162: Cumulative totals for House Plates installed in the Divisions

House Plates Installation				Road Signage installed		
Division	Target	Installed	% Installed	Target	Installed	% Installed
Central	2,217	1,818	82.00	190	0	0.00
Kawempe	2,329	0	0.00	255	0	0.00
Lubaga	1,803	0	0.00	345	132	38.26
Makindye	2,454	708	28.85	530	111	20.94
Nakawa	2,400	0	0.00	265	0	0.00
Total	11,203	2,526	16.23	1,585	243	

Table 163: Road Naming (% Covered) by Division

Division	Named Roads (Pre-CAM)	Named (CAM)	Total Named Roads	Un-Named	% Named	% Un Named
Central	170	177	347	0	100	0
Nakawa	174	687	861	1,026	45.63	54.37
Makindye	96	1,349	1,445	770	65.24	34.76
Lubaga	58	831	889	1,012	46.76	53.24
Kawempe	40	1,022	1,062	578	64.76	35.24
Total	538	4,066	4,604	3,386	57.62	42.38

Source: KCCA Annual Report 2018/19

11.3.3 Urban Forestry Audit and Management

“Kampala Urban Forestry Audit and Management Plan” is one of the actions under Climate Change Action Strategy 2016 that was implemented to enable the City estimate tree stock and map out the potential planting areas to increase on canopy cover and carbon sinks. From the initiative above, a tree audit data base has been developed and cumulatively, there are **58,834** trees in the database. This database can be accessed on the KCCA website www.kcca.go.ug.

GENERAL INFORMATION

1. This is the premier statistical edition on Kampala. KCCA shall endeavour to have an annual edition published every September effective 2021
2. KCCA will publish the Annual Statistical Abstract along side other several 300 different statistical releases each year.
3. It is not economically viable to produce all the statistical releases in the local languages and since since the releases are used extensively, not only locally but also by international economic and social-scientific communities, releases shall be published in English only.
4. KCCA has copyright on this publication. Users may apply the information as they wish, provided that they acknowledge KCCA as the source of the basic data wherever they process, apply, utilise, publish or distribute the data; and also that they specify that the relevant application and analysis (where applicable) result from their own processing of the data.

KCCA Stats products:

A complete set of KCCA Stats publications are available at

- KCCA Public Library, City Hall, Statistics Section
- National Library, Buganda Road Kampala
- KCCA Strategy management and Research Department, Statistics Unit

Electronic services

A large range of data are available via on-line services: KCCA website: <http://www.kcca.go.ug>: check downloads and the KCCA Statistics web page

[For more details contact](#)

CONTACT US

Tel: 0204 66 00 00

SMS code: 7010

Toll free line: 0800 99 00 00

Email: info@kcca.go.ug

ecitie Service Contact: +256 204 66 00 49

ANNEXES

Annex 1: Kampala's Administration

A1 KCCA Technical Team June 2019

Table A1.1 KCCA Senior Management Office bearers, June 2019

Name	Position Held
Eng. Andrew Kitaka Mubiru	Ag. Executive Director
Samuel Sserunkuma	Ag. Deputy Executive Director
Moses N. Bwire	Director Internal Audit
Joseph Vincent Kirimanyi	Ag. Deputy Director Internal Audit
Dr. Daniel Ayen Okello	Ag. Director Public Health and Environment
Najib Lukoya Bateganya	Ag. Deputy Director Sanitation and Environment
Justus Akankwasa	Ag. Director Engineering and Technical Services
Jacob Byamukama	Ag. Deputy Director Roads
James Semuwemba	Ag. Deputy Director Buildings and Drainage Management
Richard Lule	Director Administration and Human Resource
George Opiro Okello	Ag. Deputy Director Administration
Janet Mutawe Luzinda	Ag. Deputy Director Human Resource
Juliet Nambi Namuddu	Director Education and Social Services
Vacant	Deputy Director Education and Social Services
Harriet Mudondo	Director Gender Community Services and Production
Josephine Lubwama	Deputy Director, Gender, Welfare and Community Services
Dr. Esau Geoffrey Galukande	Deputy Director Production and Marketing
Moses K. Atwine	Director Physical Planning
Mark Bwambale	Ag. Deputy Director Physical Planning
Julius Raymond Kabugo	Ag. Director Treasury Services
Donny Muganzi Kitabire	Ag. Deputy Director Treasury Services
Caleb Mugisha	Ag. Director Legal Affairs
Emmy Waligo	Ag. Deputy Director Litigation
Fred Andema	Ag. Director Revenue Collection
Ezra Ssebuwufu	Ag. Deputy Director Revenue Collection
Patrick Kibuuka Musoke	Deputy Director Strategy Management and Business Development
Martin Ssekaja	Deputy Director ICT

Table A1.2 Town Clerks, June 2019

Division	Name
Central	Geoffrey Rwakaabale
Kawempe	Moses Okitoi
Lubaga	Moses Sempa
Makindye	Godfrey Kisekka
Nakawa	Rosette Natumanya

A1.3 KCCA Political Team

Table A1.3.1 KCCA Political Wing Authority and Division Councillors (2016—2020)

KCCA Authority

	Constituency/Parish	Name
1	His Worship The Lord Mayor	Erias Lukwago
2	Her Worship The Deputy Lord Mayor	Sarah Kanyike (Makindye East)
	Central Division	
3	Central I	Daudi Lwanga
4	Central (Female)	Fatumah Nsereko
5	Central II	Moses Kataabu
	Kawempe Division	
6	Kawempe South	Zamin Masunga Nsibambi
7	Kawempe North	Rashidah Naluwoza

Central Division Urban

	Constituency/Parish	Name
1	Mayor	Sserunjogi Charles
2	Kisenyi II	Orengeje Simon Peter
3	Nakazzi Gladys	Mengo
4	Kagimu Paul	Nakasero Iv
5	Ssenono Johnson	Civic Centre
6	Kiiza Sylvia	Nakasero I
7	Kyazike Eva	Nakasero I
8	Kiwanuka Florence	Kisenyi II
9	Nsengiyumva Vincent	Kamwokya II

8	Kawempe III	Muhammad Ssegirinya
9	Kawempe I	Michael Wamala Ziggwa
10	Kawempe II	Muhamood Mutazindwa
	Makerere University	
11	Female	Doreen Nyanjura
12	Male	Solomon Mayanja
	Lubaga Division	
13	Lubaga I	Abubaker Kawalya
14	Lubaga II	Rashid Kibringe
15	Lugaba South	Faridah Nakabugo
16	Lubaga North	Catherine Nagawa
17	Lubaga III	Ismail Kizuse Ddamba
	Makindye Division	
18	Makindye 1	Umar Kajumba
19	Makindye II	Allan K Atuhaire
20	Makindye III	Ismail Tabalamule
21	Makindye West	Doreen Sabuka
	Nakawa Division	
22	Nakawa I	Alice Amony
23	Nakawa I	Moses Mugisha Okwere
24	Nakawa II	Kennedy Okello
25	Nakawa II	Happy Nasasira
	Kyambugo	
26	Kyambugo University	Bruhan Byaruhanga Mugisha
27	Kyambugo Institutions	Olive K Namazzi
	Persons With Disability	
28	Male	Mulshid Buwembo
29	Female	Aidah Zawedde
	Youths	
30	Male	Dennis Lonyes Otim
31	Female	Shamim Awaali Namusisi
	Professionals	
32	Uganda Architect Association	Julius Ddamulira (ARCH)
33	Uganda Medical Association	Willington Amutuhire (DR.)
34	Uganda Law Society	Allan Nshimye
35	Uganda Institution Of Professional Engineers;	Vacant
	Older Persons	
36	Female	Teresa Owino Namujuzi
37	Male	William Kyambade

10	Kikurwe Kayigo	Mengo
11	Kalenzi Annah	Kagugube
12	Tumusiime Maureen	Nakasero I & II
13	Gombya Sam	PWD
14	Bwanika Badru	Kagugube
15	Katana Goretti Nabacwa	Kamwokya II
16	Nambozo Hasfa	Bukesa
17	Nalumansi Faridah	Nakivu & Nakasero III
18	Nakyejwe Halima	Kisenyi I
19	Bariine Kashadiize Hackim	Bukesa
20	Semakula Williams	Kisenyi I
21	Birungi Dorah	Kololo II, III & IV
22	Matsiko Lamech	Kololo II
23	Ssozi Abdul	Old Kampala
24	Komugisha Sheila	Kololo I & Kamwokya I
25	Nansagga Joseph Lwanga	Kololo I
26	Nazziwa Hadijah	Youth
27	Mukasa Edward	Central
28	Ssali Twaha	Kisenyi III
29	Kakooza Jonus	Kamwokya II B
30	Okuye Felix	Kololo III
31	Nagaya Adia Shadia	Nakasero II
32	Tumwebaze Charles	Industrial Area
33	Mayanja Bruhan Takar	Nakivubo
34	Mpungu Hanipher	Old Kampala
35	Kagimu Hamza	Nakasero III
36	Birabwa Annet	Kisenyi III
37	Nalubega Afuwa	PWD
38	Naigaga Agnes	Kololo IV
39	Katawera Elieza Balwaine	Kamwokya I
40	Katongole Joseph	Elderly
41	Kyeswa Edith	Elderly

Kawempe Division Urban

	Constituency/Parish	Name
1	Mayor	Emmanuel Serunjogi
2	Muluka III	Akampurira Justus
3	Kikaaya	Buwule Henry Nsubuga
4	Mulago I	Kabunga John
5	Mulago II A	Kaliisa Charles Moses
6	Muluka II	Kamugo Bashir
7	Muluka III & IV	Kanjeyo Harriet Muhangi
8	Kawempe II	Katongole Muhamad
9	Mulago II B	Kazinga Leonard Ssekamate
10	Older Persons Male	Kiggundu Eriyasafu Tamale
11	Male Youth	Kirekyankuba Richard Serugo
12	Kyebando East	Kyegombe Abasi
13	Mulago I & II	Kyomuhendo Christine
14	Wandegeya	Lubwama Badru
15	Kawempe I East	Lukwago Ramadhan
16	Male PWD	Mandela Steven Kalenzi
17	Bwaise II East	Matovu Mary Smarts
18	Kanyanya	Matovu Rose
19	Mulago III	Mukasa Henry Ssempiri
20	Komamboga	Mukooza Michael Semazi
21	Kawempe I West	Mutumba George Onesmus
22	Muluka II	Mwesigye Patrick
23	Kawempe I	Nakitto Sarah
24	Muluka I & II	Nakyejwe Justine Kirabo
25	Kawempe II & Kazo Angola	Nakyobe Sylvia
26	Female PWD	Namatovu Namondo Appy

Lubaga Division Urban

	Constituency/Parish	Name
1	Mayor	Owek. Joyce Nabbosa Sebugwawo Juliet
2	Busega/Deputy Mayor	Hon. Ntale Asuman Muzee
3	Busega	Hon. Rehema Fugge
4	Najjanankumbi II	Hon. Samuel Nsereko
5	Ndeeba II	Hon. Edirisa Lwanga
6	Ndeeba	Hon. Sharifah Nakitende
7	Rubaga	Hon. Rose Namakula
8	Namirembe Bakuli II	Hon. Godfrey Kanya De'clucker
9	Namirembe Bakuli	Hon. Janat Namuli
10	Lubya II	Hon. Henry Mpiima Senkumba
11	Lubya	Hon. Aidah Nabatanzi
12	Lunguja	Hon. Patrick Lubanga
13	Lunguja	Hon. Grace Mary Kabuubi
14	Kabowa II	Hon. Musa Mbaziira
15	Najjanankumbi II	Hon. Harriet Nanyonjo Kisitu
16	Najjanankumbi I	Hon. Haruna Mutalaga
17	Rubaga II	Hon. Deo Kaggwa
18	Rubaga I	Hon. Abdul Hakim Kisekka
19	Namirembe Bakuli I	Hon. Joseph Balaza
20	Nakulabye I	Hon. Eliphaz Katende Wagwa'enkuba
21	Nakulabye II	Hon. Grace Nambaale Ssozi
22	Kasubi II	Hon. Dirisa Kasalirwe Muwayira
23	Kasubi I	Hon. Edward Wassajja Ggulu
24	Kabowa	Hon. Nakitto Jane
25	Kasubi II	Hon. Florence Nankya
26	Youth Male	Hon. Henry Lutwama

27	Kikaaya, Komamboga & Mpererwe	Namatovu Safinah Sajjabbi
28	Makerere III	Nambajjwe Hamidah
29	Makerere I & Wandegaya	Nambalirwa Rebecca
30	Makerere II	Namutebi Hadija Matovu
31	Bwaise II & III	Namwanga Lukiya
32	Female Youth	Nanseko Joanita Makonzi
33	Mulago III	Nassaka Joyce
34	Mpererwe	Nkera Moses Kityo
35	Kyebando	Nkusi Passy
36	Makerere II	Nsumba Robert Sebatauka
37	Kanyanya	Ntale Ismail
38	Muluka I	Oigu Charles
39	Bwaise II West	Semambo Salim Mukasa
40	Bwaise I	Semanda Faridah
41	Kazo Angola	Ssebuggwawo Tadeo
42	Older Persons Female Representative	Ssemakula Sherry Tambula
43	Makerere III	Sserumaga Mungi Stephen
44	Bwaise I	Sserunjogi Rashid
45	Kyebando West	Walakira Henry
46	Bwaise III	Wamala Ssaka
47	Makerere I	Yiga Hamid

27	PWD Female	Hon. Lillian Night Walugembe
28	Nateete	Hon. Aisha Nakalabya
29	Mutundwe II	Hon. George William Busulwa
30	Mutundwe I	Hon. Henry Mukalazi Serugunda
31	Mutundwe	Hon. Rose Kigozi Nalubwama
32	Ndeeba I	Hon. Martin Nalukoola Mukasa
33	Kasubi	Hon. Alikisa Kaddu Nabawanuka
34	Kasubi I	Hon. Lukia Nampeera
35	Nateete I	Hon. Jackson Muwanga
36	Nateete II	Hon. Kayima Richard
37	Nakulabye II	Hon. Moses Mutebi Micheal
38	Kabowa I	Hon. Juma Lubega
39	Ndeeba III	Hon. Musa Lusembo
40	Nakulabye I	Hon. Kibuuka Annet Nakanjako
41	Lubya I	Hon. Muhamadi Sentamu Walakira
42	Youth Female	Hon. Aisha Namutebi
43	Kasubi	Hon. Kenneth Ssonko
44	Pwd Male	Hon. Gerald Ntanda
45	Elderly	Hon. Eva Nalunga
46	Elderly	Hon. Lwamitti Nyago Nsubuga

Makindye Division Urban

	Constituency/Parish	Name
1	Mayor	Kasirye Nganda Ali
2	Lukuli/ Buziga	Bageny Eva
3	Female PWD	Balaba Angela T.
4	Ggaba B	Bbale Joseph Bwanika
5	Kibuli B	Bukenya Jamadah
6	Makindye II A	Bukenya Mahadi
7	Makindye II B	Kabonge Frank
8	Buziga	Kafumbe Kato Ronald
9	Nsambya Railways	Kaija Denis Ateenyi
10	Wabigalo	Kalisa Nuhu Mazimaka
11	Bukasa	Kanabi Rashid
12	Luwafu	Kasagga Dan
13	Katwe II	Kasana Deogratias
14	Salaama	Kiyemba Muzafaru
15	Kibuye II	Konde Ibrahim
16	Luwafu/Salaama	Kulumba Josephine
17	Kansanga	Kyeswa Annet
18	Deputy Mayor/Kibuye I	Lusagala Bosco
19	Bukasa	Mahoro Danavensi
20	Nsambya Estate	Muhanguzi Brian
21	Makindye I	Muhumuza Bob Robert
22	Kansanga B	Mugagga Stephen
23	Kisugu	Nabasirye Aisha Gitta
24	Katwe II	Nalule Oliver
25	Kibuli	Nalumansi Fiona Nakawooya
26	Kibuye I	Nakalyango Milly
27	Katwe I/Kibuye II	Nakiboneka Jackline
28	Kabalagala/Nsambya Estate	Namanda Halimah Titi
29	Nsambya Central/Railways	Namukasa Jane
30	Female Youth	Nankinga Justine
31	Ggaba	Nanteza Patricia
32	Makindye II	Nanyonjo Sophia
33	Wabigalo	Nassimbwa Janat Kaweesi
34	Male Pwd	Nkwangu Robert
35	Male Youth	Nyeko Derrick
36	Ggaba A	Rugumayo John Salongo
37	Lukuli	Sawoamaso Julius
38	Makindye I	Ssemuju Hawa Sserunkuma
39	Nsambya Central A	Sserwadda Richard
40	Katwe I	Ssekandi Farouk

Nakawa Division Urban

	Constituency/Parish	Name
1	Mayor	Balimwezo Ronald Nsubuga
2	Bukoto I Deputy Mayor	Namata Florence Mungi
3	Naguru II	Aciro Grace
4	Kiwatule/Kyanja	Akankwatsa Oliver
5	Luzira Prisons	Akwii Harriet Suzan
6	Naguru II	Asiimwe Robert
7	Naguru I	Barigo Simon Patrick
8	Mutungo II	Birabwa Yudaya Kaweesa
9	Kyambogo	Erimirwa Phillip
10	Ntinda	Kabuleeta Steven Bahemuka
11	Mbuya 1	Kaija Ronald Sight
12	Luzira	Kajubi George Willington
13	PWD Male	Kalule Ali Ssalongo
14	UPK	Kamara Nancy Nalumu
15	Banda & Kyambogo Complex	Katabalwa Deborah Ntadde
16	MUBS	Kawere Richard
17	Nabisunsa	Kikomeko Abdallah Ssozi
18	Butabika	Kirigwajjo Andrew Tezikoma
19	Bukoto II	Kisaame Samuel
21	Luzira Prisons	Kisembo Fredrick Ssenyengo
22	Bukoto I	Kitimbo Ronald
23	Mutungo II	Kizza Salim
24	Bugolobi	Kubaruho Boaz
25	Banda	Lukwago Robert Musasizi
26	Mbuya II	Mubiru Moses
27	ITEK	Mugabe Amos
28	Luzira	Mugala Fatuma Naigaga
29	Kiswa	Mugenyi Thomas Katenture
30	Nakawa Complex	Musiimenta Noeline
31	Male Youth	Mwesige Allan
32	Bugolobi	Nagujja Juliet Suzan
33	PWD Female	Nakityo Sarah
34	Female Youth	Nalwadda Immaculate
35	Naguru I	Nandudu Winnie
36	Mutungo I	Nanfuka Shariwa Kasule
37	Bukoto/Ntinda	Nantongo Milly
38	Kyanja	Ssagalabayomba Kassim Ddungu
39	Mutungo I	Ssebayiga Faisal
40	Upper Estate	Ssegane Andrew
41	Kiwatule	Ssessanga Moses

41	Kansanga A	Tebandeke Dirisa
42	Kibuli A	Tugaineyo John Porcious
43	Nsambya Central B	Waggala Joseph Lubanga
44	Kisugu	Wakabi Sunday Wycliff
45	Kabalagala	Wasswa Hamiss
46	Male Older Persons	Luyimbazi Luswa
47	Female Older Persons	Mwesigwa Margaret Sanyu

42	Nakawa	Ssewankambo Ronald Reagan
43	Butabika	Tibidiba Jamin Christine
44	Mbuya I & II	Tushabe Betty

Annex 2: Markets

A2 Markets in Kampala

Table A2.1 Status of Markets in Kampala City

Status of Markets in Kampala City									
KAMPALA CITY - DIVISION		MARKET	STATUS	OWNERSHIP	Number of vendors	Number of stalls	Number of lock ups	Number of pitches	state of physical infrastructure (good, fair, poor, very poor)
CENTRAL	1	ST Balikuddembe	Gazetted	Private	Information not available				It has permanent structures with concrete floors.
	2	Kamwokya	Gazetted	KCCA	335	201	17	N/A	It partly has a shade the rest of the market is open space. Part of it has concrete floor while the rest is covered by earth
	3	Makerere Kivulu	Gazetted	Private	93	45	48	N/A	It is composed of dilapidated structure with shade. The market is earth covered and it becomes muddy when it rains.
	4	Nakasero	Gazetted	Private	7,000	426	116	158	It has shades with concrete floor. However, part of the market is open space with earth floor.
	5	Usafi	Gazetted	KCCA	3,049	1,567	217	43	A complex comprising of built up lock ups, taxi park, semi and permanent shade covering the stalls. The main market is tarmacked. The surface of the taxi park is covered with murram. The market has a perimeter fence with 12 gates. It was recently renovated.
	6	Kisekka	Gazetted	Private	Still under construction				It is under construction covered mostly by lock ups.
LUBAGA	7	Nateete	Gazetted	Private	2,600	318	110	100	Built with permanent structures (lock ups and stalls) but drainage system is poor. The market has lockable gates.
	8	Nalukolongo	Gazetted	Private	380	103	38		It has dilapidated lockups, and shade with stalls. It is earth covered with many vendors displaying their merchandise on earth.
	9	Wankulukuku	Gazetted	Private	460	260	140	60	It has dilapidated lockups, and shade with stalls. The floor is earth covered with many vendors displaying their merchandise on earth.
	10	Kabuusu 1	Not Gazetted	Private	28	15	13		It has good lockups, and a few stalls under a shade. The floor is earth covered with some of the vendors displaying their merchandise on earth.
	11	Kabuusu 2	Not Gazetted	Private	52	18	35		It has temporary lockup structures, and a few stalls under a shade. The floor is earth covered with some of the vendors displaying their merchandise on earth.
	12	Wakasanke	Not Gazetted	Private	50	100	40		It is seated in a valley and prone to flooding. It does not have stalls. There are lock ups but poorly established (unplanned).
	13	Mustard Seed	Not Gazetted	Private	80	30	120	12	It has permanent lock up structures. Most of the market has earth covered floor.
	14	Busega	Under development	When Completed vendors will move to KCCA Market	850	500	350		The market is under construction of a permanent building. Currently, vendors are occupying roadsides with dilapidated shades

									and majority are operating in open space.
	15	Nakulabye	Gazetted	Private	190	100	64		It has semi Permanente shade with earth covered floor
	16	Kasubi	Not Gazetted / Land for relocation under procureme nt	Private	1,600				It is on the roadside with vendors operating in open space and the floor is covered by earth
	17	Namirembe	Gazetted	Private	212	Information not available			It has a concrete floor with a shade and numerous lock ups. However, the structures are poor because of lack of renovation and some of the vendors work in the open space.
	18	Najjanankumbi	Not Gazetted	Private					It has a shade with dilapidated structures. The floor is covered by earth
	19	Ndeeba Women Twegatte	Not Gazetted	Private	400	130	200		It is an illegal market seated along the railway line. Vendors operate in the open space with no recognizable shade. The floor is covered by earth.
	20	Kitebi	Not Gazetted	Private	160	120	21		It has a shade but the floor is covered by earth. It had permanent lock ups but they were razed down under a court order emanating from a land /market ownership disagreement.
	21	Kabaawo	Not Gazetted	Private	64	70	105		It has a shade with dilapidated structures and roofing. The floor is covered by earth prone to flooding.
	22	Lungujja Kitunzi	Not Gazetted	Private	53	45	8		It has a shade with dilapidated roofing. The floor is covered by earth.
	23	Wangi market	Not Gazetted	Private	30	58	70		It is a permanent structure with concrete floor in the open space.
	24	Kitebi star	Not Gazetted	private	30	25			It has a shade with concrete floor.
	25	Lubya	Not Gazetted	Private					It has dilapidated structures (stalls and lock ups).
	26	Nateete-Church zone	Non Gazetted	Private					
MAKINDY E	27	Namuwongo 1	Gazetted	Private	85	24	103	22	It has dilapidated shade with worn-out iron sheets found of leaking during wet season. The floor is covered by earth. It has critical drainage challenges.
	28	Namuwongo 2	Gazetted	Private	750	133	151	72	The shade is dilapidated and some part of the market is not covered. The roofs are leaking, and drainage on some part is poor. Part of the floor is concrete while the rest is earth covered.
	29	Kabalagala	Gazetted	Private	300	52	52	196	a road side market on both sides of the road. Not wholly covered by roof and the floor is covered by earth (muddy).
	30	Kansanga	Gazetted	Private	40	50	20	0	It has a shade but with worn out iron sheets. The floor is concrete.
	31	Bunga	Gazetted	Private	255	150	100	5	a road side market on both sides of the road. Partly covered with shade. The floor is covered with earth.
	32	Kibuli Brotherhood	Gazetted	Private	32	10	10	11	it has a dilapidated shade with worn-out iron sheets. The floor is covered earth
	33	Kibuli Vendors	Not Gazetted	Private	52	12	5	20	It has no shade, vendors use umbrellas, the floor is covered with earth.
	34	Kibuye	Gazetted	Private	Information not available				It has shades. The floor is partly concrete while part of is earth

									covered. It becomes muddy during rainy seasons.
	35	Wansanso		Offloading Centre	52	0	0	0	It is an offloading centre for matooke. It has no shade; it is open space. The floor is concrete. Business is very early in the morning and ends by 10 am.
	36	Equator	Gazetted	Private					
	37	Katwe	Gazetted	Private	600				It has a shade with worn out iron sheets. The roofs leak, it is covered by earth floor.
	38	Ggaba	Gazetted	Private	1,375	1,164	154	148	A complex comprising of built up lock ups, semi and permanent shade covering the stalls. The market is partly tarmacked and partly covered with earth. It has serious drainage challenges as culverts are blocked.
	39	Luwafu	Not Gazetted	Private	300	100	32	45	It has a shade with worn out iron sheets. The roofs leak, it is covered by earth floor.
	40	Lusaka	Non Gazetted	Private					
NAKAWA	41	Bugolobi	Gazetted	KCCA / To be leased out	750	300	250		It is a market with permanent structures and shades with concrete floor.
	42	Nakawa	Gazetted	KCCA	4,000	1,550	500		It has shades with concrete floors with numerous permanent structures housing lock ups. However, other vendors operate in open space with floor covered by earth.
	43	Kiswa	Gazetted	KCCA	200	50	45		It partly has concrete floor and other spaces covered by earth. It is in dire need of renovation.
	44	Kitintale	Gazetted	Private	250	50	62		It has a shade with concrete floor.
	45	Luzira	Gazetted	KCCA	35	67	220		It has a shade with concrete. Part of the market covered by earth. It is in a sorry state and some of the lock ups were turned into residential houses.
	46	Luzira stage 7	Not Gazetted						It is an illegal market operating on a road reserve. It is earth covered.
	47	Kinawattaka	Not Gazetted	Private	94	69	45		It is in a sorry state with earth covered floor and dilapidated wooden lock ups.
	48	Banda	Gazetted	Private	220	100	50		There are lockups surrounding an open space which horst the stalls. The floor is earth covered.
	49	Bukoto	Gazetted	KCCA	300	100	60		There are lockups surrounding an open space which horst the stalls. The floor is earth covered.
	50	Ntinda	Not Gazetted	Private	90	50			It has a shade covering the stalls. The shade is partly concrete and earth covered.
	51	New Ntinda	Gazetted	KCCA/PRIVATE	270	80	70		It has a shade which shelter the stalls with concrete floor. It also has lock ups.
	52	Giza Giza		KCCA	Turned into a slum area; no longer a market				It has dilapidated structures. It was turned into a slum with virtually no market activity.
KAWEMP E	53	Wandegeya	Gazetted	KCCA	1,117	420	707		Completely built up with demarcated stalls and lockups in excellent condition. Shutter gates need frequent maintenance and the basement floor is prone to flooding during wet seasons.
	54	Kisaasi	Not Gazetted	Private	13	1	3	10	It is covered by a shade but with earth floor.
	55	Jex	Not Gazetted	Private	15	6	3	2	It is covered by a shade but with earth floor.
	56	Freedom	Not Gazetted	Private	160	120	10	30	Partially covered by a shade and other vendors are operating in an open space. The floor is covered by earth

57	Mutebe Kajubi	Not Gazetted	Private	110	20	70	20	Partially covered by a shade and other vendors are operating in an open space. The floor is covered by earth
58	Bivamuntuyo	Not Gazetted	Private	200	Nil	50	150	Partially covered by a shade and other vendors are operating in an open space. The floor is tarmacked
59	Farmers Hall	Not Gazetted	Private	65	35	10	20	Partially covered by a shade and other vendors are operating in an open space. The floor is covered by earth
60	Kalerwe Farmers	Not Gazetted	Private	25	Nil	Nil	25	There is no shade and floor is covered by earth.
61	Akwata Empola-Kalerwe	Not Gazetted	Private	20	Nil	4	16	Partially covered by a shade and other vendors are operating in an open space. The floor is covered by earth
62	Ssemuguwa	Not Gazetted	Private	150	72	27	50	Partially covered by a shade and other vendors are operating in an open space. The floor is covered by earth
63	Dembe	Not Gazetted	Private	25	Nil	15	6	There are few lock ups, and the rest of the market is not covered by the shade with a floor that is covered by earth.
64	Wesige Mukama-Kumukaga	Not Gazetted	Private	47	Nil	7	40	It covered by a shade with a concrete floor.
65	T & K	Not Gazetted	Private	32	26	1	5	It covered by a shade with a concrete floor.
66	Kasule	Not Gazetted	Private	30	8	12	Nil	It is covered by a shade with a floor covered by earth.
67	Kalinabiri	Not Gazetted	Private	51	32	12	7	Is a fish market with temporary structures and an uncovered earth floor. They have been desirous to upgrade the market infrastructure but they are not yet gazetted and they applied for gazetted.
68	Kenyatta	Not Gazetted	Private	65	Nil	12	53	It is a road side market along Bombo road with temporary lockups with no concrete floors.
69	Kizito	Not Gazetted	Private	320	110	80	120	It is largely covered by a shade with many lockups. However, other vendors are operating in open space.
70	Kyosimba onanya	Not Gazetted	Private	80	22	30	28	Surrounded by lock ups and the biggest chunk of land is open space with no shade
71	Keti falawo	Not Gazetted	Private	15	11	4	Nil	It has a shade but the floor is covered by earth
72	Zinunula	Not Gazetted	Private	25	5	8	12	A roadside market with a floor covered by earth prone to flooding
73	Muluya	Not Gazetted	Private	78	64	Nil	14	It partly covered by a shade. The floor is covered by earth and prone to flooding with a challenge of poor drainage.
74	Mpuga	Not Gazetted	Private	53	50	1	2	it is a market for poultry with poultry holding cages in an open space and the floor is covered by earth.
75	Nsangi Masembe kabali	Not Gazetted	Private	65	40	19	6	It is covered with shade with concrete floor, stalls and permanent lockups. They experience challenges of poor drainage during rainy periods.
76	Modern	Not Gazetted	Private	25	Nil	25	Nil	The floor is covered by earth, and there is no shade.
77	Jakana Road	Not Gazetted	Private	40	Nil	Nil	40	it is an open space market for sugar cane with an earth covered floor.
78	Mpererwe (seasonal market)	Not Gazetted	Private	500	Nil	Nil	500	It is a make shift market operating once a week and in an open space with an earth covered floor.

	79	Kisaasi (seasonal market)	Not Gazetted	Private	80	Nil	Nil	80	It is a make shift market operating once a week and in an open space with an earth covered floor.
	80	H-Sarah (Saasonal market)	Not Gazetted	Private	700	Nil	Nil	700	It is a make shift market operating once a week and in an open space with an earth covered floor.
	81	Ttula (Seasonal Market)	Not Gazetted	Private	50	Nil	Nil	50	It is a make shift market operating once a week and in an open space with an earth covered floor.
	82	Mulago (Seasonal Market)	Not Gazetted	Private	200	Nil	Nil	200	It is a make shift market operating once a week and in an open space with an earth covered floor.
	83	Bwaise I (Kabaka Market)	Not Gazetted	Private	50	23	18	9	It has a shade with a ground covered with concrete floor
	84	Mulago (Kabaka Market)	Not Gazetted	Private	40	20	20	Nil	It has a shade with a ground covered with concrete floor. It also has permanent lockups

Annex 3: Approved Boda Boda Stages in Kampala

Table A3: Approved Boda Boda Stages in Kampala

Sn	Division	Parish	Stage Id	Sn	Division	Parish	Stage Id
1	Central Division	Bukesa	1001	24	Central Division	Mengo	1024
2	Central Division	Bukesa	1002	25	Central Division	Mengo	1025
3	Central Division	Bukesa	1003	26	Central Division	Old Kampala	1026
4	Central Division	Bukesa	1004	27	Central Division	Old Kampala	1027
5	Central Division	Bukesa	1005	28	Central Division	Old Kampala	1028
6	Central Division	Bukesa	1006	29	Central Division	Old Kampala	1029
7	Central Division	Industrial Area	1007	30	Central Division	Old Kampala	1030
8	Central Division	Industrial Area	1008	31	Central Division	Old Kampala	1031
9	Central Division	Kagugube	1009	32	Central Division	Old Kampala	1032
10	Central Division	Kagugube	1010	33	Kawempe Division	Bwaise I	2001
11	Central Division	Kagugube	1011	34	Kawempe Division	Bwaise Iii	2002
12	Central Division	Kagugube	1012	35	Kawempe Division	Bwaise Iii	2003
13	Central Division	Kamwokya Ii	1013	36	Kawempe Division	Kanyanya	2004
14	Central Division	Kololo I	1014	37	Kawempe Division	Kanyanya	2005
15	Central Division	Kololo I	1015	38	Kawempe Division	Kanyanya	2006
16	Central Division	Mengo	1016	39	Kawempe Division	Kanyanya	2007
17	Central Division	Mengo	1017	40	Kawempe Division	Kanyanya	2008
18	Central Division	Mengo	1018	41	Kawempe Division	Kanyanya	2009
19	Central Division	Mengo	1019	42	Kawempe Division	Kanyanya	2010
20	Central Division	Mengo	1020	43	Kawempe Division	Kawempe I	2011
21	Central Division	Mengo	1021	44	Kawempe Division	Kikaya	2012
22	Central Division	Mengo	1022	45	Kawempe Division	Kikaya	2013
23	Central Division	Mengo	1023	46	Kawempe Division	Kikaya	2014
47	Kawempe Division	Kikaya	2015	80	Kawempe Division	Makerere Ii	2048
48	Kawempe Division	Kikaya	2016	81	Kawempe Division	Makerere Ii	2049
49	Kawempe Division	Kikaya	2017	82	Kawempe Division	Makerere Ii	2050
50	Kawempe Division	Kikaya	2018	83	Kawempe Division	Makerere Ii	2051
51	Kawempe Division	Kikaya	2019	84	Kawempe Division	Makerere Iii	2052
52	Kawempe Division	Kikaya	2020	85	Kawempe Division	Makerere Iii	2053
53	Kawempe Division	Kikaya	2021	86	Kawempe Division	Makerere Iii	2054
54	Kawempe Division	Komamboga	2022	87	Kawempe Division	Makerere Iii	2055
55	Kawempe Division	Komamboga	2023	88	Kawempe Division	Makerere Iii	2056
56	Kawempe Division	Komamboga	2024	89	Kawempe Division	Makerere Iii	2057
57	Kawempe Division	Komamboga	2025	90	Kawempe Division	Mpererwe	2058
58	Kawempe Division	Komamboga	2026	91	Kawempe Division	Mpererwe	2059
59	Kawempe Division	Komamboga	2027	92	Kawempe Division	Mpererwe	2060
60	Kawempe Division	Komamboga	2028	93	Kawempe Division	Mulago I	2061
61	Kawempe Division	Komamboga	2029	94	Kawempe Division	Mulago I	2062
62	Kawempe Division	Kyebando	2030	95	Kawempe Division	Mulago I	2063
63	Kawempe Division	Kyebando	2031	96	Kawempe Division	Mulago I	2064

Sn	Division	Parish	Stage Id	Sn	Division	Parish	Stage Id
64	Kawempe Division	Kyebando	2032	97	Kawempe Division	Mulago I	2065
65	Kawempe Division	Kyebando	2033	98	Kawempe Division	Mulago I	2066
66	Kawempe Division	Kyebando	2034	99	Kawempe Division	Mulago li	2067
67	Kawempe Division	Kyebando	2035	100	Kawempe Division	Mulago li	2068
68	Kawempe Division	Kyebando	2036	101	Kawempe Division	Mulago li	2069
69	Kawempe Division	Kyebando	2037	102	Kawempe Division	Mulago li	2070
70	Kawempe Division	Kyebando	2038	103	Kawempe Division	Mulago li	2071
71	Kawempe Division	Kyebando	2039	104	Kawempe Division	Mulago li	2072
72	Kawempe Division	Kyebando	2040	105	Kawempe Division	Mulago li	2073
73	Kawempe Division	Makerere I	2041	106	Kawempe Division	Mulago li	2074
74	Kawempe Division	Makerere I	2042	107	Kawempe Division	Mulago li	2075
75	Kawempe Division	Makerere I	2043	108	Kawempe Division	Mulago li	2076
76	Kawempe Division	Makerere I	2044	109	Kawempe Division	Mulago li	2077
77	Kawempe Division	Makerere I	2045	110	Kawempe Division	Mulago lii	2078
78	Kawempe Division	Makerere li	2046	111	Kawempe Division	Mulago lii	2079
79	Kawempe Division	Makerere li	2047	112	Kawempe Division	Mulago lii	2080
113	Kawempe Division	Mulago lii	2081	145	Lubaga Division	Kasubi	5024
114	Kawempe Division	University (Makerere)	2082	146	Lubaga Division	Kasubi	5025
115	Kawempe Division	University (Makerere)	2083	147	Lubaga Division	Kasubi	5026
116	Kawempe Division	Wandegeya	2084	148	Lubaga Division	Kasubi	5027
117	Kawempe Division	Wandegeya	2085	149	Lubaga Division	Kasubi	5028
118	Kawempe Division	Wandegeya	2086	150	Lubaga Division	Kasubi	5029
119	Kawempe Division	Wandegeya	2087	151	Lubaga Division	Kasubi	5030
120	Kawempe Division	Wandegeya	2088	152	Lubaga Division	Kasubi	5031
121	Kawempe Division	Wandegeya	2089	153	Lubaga Division	Kasubi	5032
122	Lubaga Division	Busega	5001	154	Lubaga Division	Kasubi	5033
123	Lubaga Division	Busega	5002	155	Lubaga Division	Kasubi	5034
124	Lubaga Division	Busega	5003	156	Lubaga Division	Kasubi	5035
125	Lubaga Division	Busega	5004	157	Lubaga Division	Kasubi	5036
126	Lubaga Division	Busega	5005	158	Lubaga Division	Kasubi	5037
127	Lubaga Division	Busega	5006	159	Lubaga Division	Kasubi	5038
128	Lubaga Division	Busega	5007	160	Lubaga Division	Kasubi	5039
129	Lubaga Division	Busega	5008	161	Lubaga Division	Kasubi	5040
130	Lubaga Division	Busega	5009	162	Lubaga Division	Kasubi	5041
131	Lubaga Division	Busega	5010	163	Lubaga Division	Kasubi	5042
132	Lubaga Division	Busega	5011	164	Lubaga Division	Kasubi	5043
133	Lubaga Division	Kabowa	5012	165	Lubaga Division	Lubia	5044
134	Lubaga Division	Kabowa	5013	166	Lubaga Division	Lubia	5045
135	Lubaga Division	Kabowa	5014	167	Lubaga Division	Lubia	5046
136	Lubaga Division	Kabowa	5015	168	Lubaga Division	Lubia	5047
137	Lubaga Division	Kabowa	5016	169	Lubaga Division	Lubia	5048
138	Lubaga Division	Kabowa	5017	170	Lubaga Division	Lubia	5049
139	Lubaga Division	Kabowa	5018	171	Lubaga Division	Lubia	5050
140	Lubaga Division	Kabowa	5019	172	Lubaga Division	Lubia	5051
141	Lubaga Division	Kasubi	5020	173	Lubaga Division	Lubia	5052
142	Lubaga Division	Kasubi	5021	174	Lubaga Division	Lubia	5053

Sn	Division	Parish	Stage Id	Sn	Division	Parish	Stage Id
143	Lubaga Division	Kasubi	5022	175	Lubaga Division	Lubia	5054
144	Lubaga Division	Kasubi	5023	176	Lubaga Division	Lubia	5055
177	Lubaga Division	Lubia	5056	210	Lubaga Division	Mutundwe	5089
178	Lubaga Division	Lubia	5057	211	Lubaga Division	Mutundwe	5090
179	Lubaga Division	Lubia	5058	212	Lubaga Division	Mutundwe	5091
180	Lubaga Division	Lubia	5059	213	Lubaga Division	Mutundwe	5092
181	Lubaga Division	Lubia	5060	214	Lubaga Division	Mutundwe	5093
182	Lubaga Division	Lubia	5061	215	Lubaga Division	Mutundwe	5094
183	Lubaga Division	Lubia	5062	216	Lubaga Division	Mutundwe	5095
184	Lubaga Division	Lubia	5063	217	Lubaga Division	Mutundwe	5096
185	Lubaga Division	Lubia	5064	218	Lubaga Division	Mutundwe	5097
186	Lubaga Division	Lubia	5065	219	Lubaga Division	Mutundwe	5098
187	Lubaga Division	Lubia	5066	220	Lubaga Division	Mutundwe	5099
188	Lubaga Division	Lubia	5067	221	Lubaga Division	Mutundwe	5100
189	Lubaga Division	Lungujja	5068	222	Lubaga Division	Mutundwe	5101
190	Lubaga Division	Lungujja	5069	223	Lubaga Division	Mutundwe	5102
191	Lubaga Division	Lungujja	5070	224	Lubaga Division	Mutundwe	5103
192	Lubaga Division	Lungujja	5071	225	Lubaga Division	Mutundwe	5104
193	Lubaga Division	Lungujja	5072	226	Lubaga Division	Najjanankumbi I	5105
194	Lubaga Division	Lungujja	5073	227	Lubaga Division	Najjanankumbi I	5106
195	Lubaga Division	Lungujja	5074	228	Lubaga Division	Najjanankumbi I	5107
196	Lubaga Division	Lungujja	5075	229	Lubaga Division	Najjanankumbi I	5108
197	Lubaga Division	Lungujja	5076	230	Lubaga Division	Najjanankumbi I	5109
198	Lubaga Division	Lungujja	5077	231	Lubaga Division	Najjanankumbi li	5110
199	Lubaga Division	Lungujja	5078	232	Lubaga Division	Najjanankumbi li	5111
200	Lubaga Division	Lungujja	5079	233	Lubaga Division	Najjanankumbi li	5112
201	Lubaga Division	Lungujja	5080	234	Lubaga Division	Najjanankumbi li	5113
202	Lubaga Division	Lungujja	5081	235	Lubaga Division	Najjanankumbi li	5114
203	Lubaga Division	Lungujja	5082	236	Lubaga Division	Najjanankumbi li	5115
204	Lubaga Division	Lungujja	5083	237	Lubaga Division	Najjanankumbi li	5116
205	Lubaga Division	Mutundwe	5084	238	Lubaga Division	Najjanankumbi li	5117
206	Lubaga Division	Mutundwe	5085	239	Lubaga Division	Najjanankumbi li	5118
207	Lubaga Division	Mutundwe	5086	240	Lubaga Division	Najjanankumbi li	5119
208	Lubaga Division	Mutundwe	5087	241	Lubaga Division	Najjanankumbi li	5120
209	Lubaga Division	Mutundwe	5088	242	Lubaga Division	Nakulabye	5121
243	Lubaga Division	Nakulabye	5122	276	Lubaga Division	Ndeeba	5155
244	Lubaga Division	Nakulabye	5123	277	Lubaga Division	Ndeeba	5156
245	Lubaga Division	Nakulabye	5124	278	Lubaga Division	Ndeeba	5157
246	Lubaga Division	Nakulabye	5125	279	Lubaga Division	Ndeeba	5158
247	Lubaga Division	Nakulabye	5126	280	Lubaga Division	Ndeeba	5159
248	Lubaga Division	Nakulabye	5127	281	Lubaga Division	Ndeeba	5160
249	Lubaga Division	Nakulabye	5128	282	Lubaga Division	Ndeeba	5161
250	Lubaga Division	Namirembe	5129	283	Lubaga Division	Rubaga	5162
251	Lubaga Division	Namirembe	5130	284	Lubaga Division	Rubaga	5163
252	Lubaga Division	Namirembe	5131	285	Lubaga Division	Rubaga	5164
253	Lubaga Division	Namirembe	5132	286	Lubaga Division	Rubaga	5165

Sn	Division	Parish	Stage Id	Sn	Division	Parish	Stage Id
254	Lubaga Division	Namirembe	5133	287	Lubaga Division	Rubaga	5166
255	Lubaga Division	Namirembe	5134	288	Lubaga Division	Rubaga	5167
256	Lubaga Division	Namirembe	5135	289	Lubaga Division	Rubaga	5168
257	Lubaga Division	Namirembe	5136	290	Lubaga Division	Rubaga	5169
258	Lubaga Division	Namirembe	5137	291	Lubaga Division	Rubaga	5170
259	Lubaga Division	Namirembe	5138	292	Lubaga Division	Rubaga	5171
260	Lubaga Division	Namirembe	5139	293	Lubaga Division	Rubaga	5172
261	Lubaga Division	Namirembe	5140	294	Lubaga Division	Rubaga	5173
262	Lubaga Division	Namirembe	5141	295	Lubaga Division	Rubaga	5174
263	Lubaga Division	Namirembe	5142	296	Lubaga Division	Rubaga	5175
264	Lubaga Division	Namirembe	5143	297	Lubaga Division	Rubaga	5176
265	Lubaga Division	Namirembe	5144	298	Makindye Division	Bukasa	3001
266	Lubaga Division	Nateete	5145	299	Makindye Division	Bukasa	3002
267	Lubaga Division	Nateete	5146	300	Makindye Division	Bukasa	3003
268	Lubaga Division	Nateete	5147	301	Makindye Division	Bukasa	3004
269	Lubaga Division	Nateete	5148	302	Makindye Division	Bukasa	3005
270	Lubaga Division	Nateete	5149	303	Makindye Division	Bukasa	3006
271	Lubaga Division	Nateete	5150	304	Makindye Division	Bukasa	3007
272	Lubaga Division	Nateete	5151	305	Makindye Division	Bukasa	3008
273	Lubaga Division	Nateete	5152	306	Makindye Division	Bukasa	3009
274	Lubaga Division	Nateete	5153	307	Makindye Division	Bukasa	3010
275	Lubaga Division	Nateete	5154	308	Makindye Division	Bukasa	3011
309	Makindye Division	Bukasa	3012	342	Makindye Division	Kansanga-Muyenga	3045
310	Makindye Division	Bukasa	3013	343	Makindye Division	Kansanga-Muyenga	3046
311	Makindye Division	Bukasa	3014	344	Makindye Division	Kansanga- Muyenga	3047
312	Makindye Division	Bukasa	3015	345	Makindye Division	Kansanga-Muyenga	3048
313	Makindye Division	Bukasa	3016	346	Makindye Division	Kansanga- Muyenga	3049
314	Makindye Division	Buziga	3017	347	Makindye Division	Kansanga-Muyenga	3050
315	Makindye Division	Buziga	3018	348	Makindye Division	Kansanga-Muyenga	3051
316	Makindye Division	Buziga	3019	349	Makindye Division	Kansanga- Muyenga	3052
317	Makindye Division	Buziga	3020	350	Makindye Division	Katwe I	3053
318	Makindye Division	Buziga	3021	351	Makindye Division	Katwe I	3054
319	Makindye Division	Ggaba	3022	352	Makindye Division	Katwe I	3055
320	Makindye Division	Ggaba	3023	353	Makindye Division	Katwe li	3056
321	Makindye Division	Ggaba	3024	354	Makindye Division	Katwe li	3057
322	Makindye Division	Ggaba	3025	355	Makindye Division	Katwe li	3058
323	Makindye Division	Ggaba	3026	356	Makindye Division	Katwe li	3059
324	Makindye Division	Ggaba	3027	357	Makindye Division	Kibuli	3060
325	Makindye Division	Ggaba	3028	358	Makindye Division	Kibuli	3061
326	Makindye Division	Ggaba	3029	359	Makindye Division	Kibuli	3062
327	Makindye Division	Ggaba	3030	360	Makindye Division	Kibuli	3063
328	Makindye Division	Ggaba	3031	361	Makindye Division	Kibuli	3064
329	Makindye Division	Ggaba	3032	362	Makindye Division	Kibuli	3065
330	Makindye Division	Ggaba	3033	363	Makindye Division	Kibuli	3066
331	Makindye Division	Ggaba	3034	364	Makindye Division	Kibuli	3067
332	Makindye Division	Ggaba	3035	365	Makindye Division	Kibuli	3068

Sn	Division	Parish	Stage Id	Sn	Division	Parish	Stage Id
333	Makindye Division	Ggaba	3036	366	Makindye Division	Kibuli	3069
334	Makindye Division	Ggaba	3037	367	Makindye Division	Kibuli	3070
335	Makindye Division	Ggaba	3038	368	Makindye Division	Kibuli	3071
336	Makindye Division	Ggaba	3039	369	Makindye Division	Kibuli	3072
337	Makindye Division	Ggaba	3040	370	Makindye Division	Kibuli	3073
338	Makindye Division	Kabalagala	3041	371	Makindye Division	Kibuye I	3074
339	Makindye Division	Kabalagala	3042	372	Makindye Division	Kibuye I	3075
340	Makindye Division	Kabalagala	3043	373	Makindye Division	Kibuye I	3076
341	Makindye Division	Kabalagala	3044	374	Makindye Division	Kibuye I	3077
375	Makindye Division	Kibuye li	3078	408	Makindye Division	Nsambya Central	3111
376	Makindye Division	Kibuye li	3079	409	Makindye Division	Nsambya Central	3112
377	Makindye Division	Kibuye li	3080	410	Makindye Division	Nsambya Central	3113
378	Makindye Division	Kibuye li	3081	411	Makindye Division	Nsambya Central	3114
379	Makindye Division	Kibuye li	3082	412	Makindye Division	Nsambya Central	3115
380	Makindye Division	Kisugu	3083	413	Makindye Division	Nsambya Central	3116
381	Makindye Division	Kisugu	3084	414	Makindye Division	Nsambya Central	3117
382	Makindye Division	Kisugu	3085	415	Makindye Division	Nsambya Central	3118
383	Makindye Division	Kisugu	3086	416	Makindye Division	Nsambya Central	3119
384	Makindye Division	Kisugu	3087	417	Makindye Division	Nsambya Housing Estate	3120
385	Makindye Division	Kisugu	3088	418	Makindye Division	Nsambya Housing Estate	3121
386	Makindye Division	Lukuli	3089	419	Makindye Division	Nsambya Housing Estate	3122
387	Makindye Division	Lukuli	3090	420	Makindye Division	Nsambya Police Barracks	3123
388	Makindye Division	Lukuli	3091	421	Makindye Division	Nsambya Police Barracks	3124
389	Makindye Division	Lukuli	3092	422	Makindye Division	Nsambya Police Barracks	3125
390	Makindye Division	Luwafu	3093	423	Makindye Division	Salaama	3126
391	Makindye Division	Luwafu	3094	424	Makindye Division	Salaama	3127
392	Makindye Division	Luwafu	3095	425	Makindye Division	Salaama	3128
393	Makindye Division	Luwafu	3096	426	Makindye Division	Salaama	3129
394	Makindye Division	Makindye I	3097	427	Makindye Division	Salaama	3130
395	Makindye Division	Makindye I	3098	428	Makindye Division	Salaama	3131
396	Makindye Division	Makindye I	3099	429	Makindye Division	Salaama	3132
397	Makindye Division	Makindye I	3100	430	Makindye Division	Salaama	3133
398	Makindye Division	Makindye I	3101	431	Makindye Division	Salaama	3134
399	Makindye Division	Makindye li	3102	432	Makindye Division	Wabigalo	3135
400	Makindye Division	Makindye li	3103	433	Makindye Division	Wabigalo	3136
401	Makindye Division	Nsambya Central	3104	434	Nakawa Division	Bogolobi	4001
402	Makindye Division	Nsambya Central	3105	435	Nakawa Division	Bogolobi	4002
403	Makindye Division	Nsambya Central	3106	436	Nakawa Division	Bogolobi	4003
404	Makindye Division	Nsambya Central	3107	437	Nakawa Division	Bogolobi	4004
405	Makindye Division	Nsambya Central	3108	438	Nakawa Division	Bogolobi	4005
406	Makindye Division	Nsambya Central	3109	439	Nakawa Division	Bogolobi	4006
407	Makindye Division	Nsambya Central	3110	440	Nakawa Division	Bogolobi	4007
441	Nakawa Division	Bogolobi	4008	475	Nakawa Division	Kiwatule	4042
442	Nakawa Division	Bogolobi	4009	476	Nakawa Division	Kiwatule	4043
443	Nakawa Division	Bogolobi	4010	477	Nakawa Division	Kiwatule	4044
444	Nakawa Division	Bogolobi	4011	478	Nakawa Division	Kiwatule	4045

Sn	Division	Parish	Stage Id	Sn	Division	Parish	Stage Id
445	Nakawa Division	Bogolobi	4012	479	Nakawa Division	Kiwatule	4046
446	Nakawa Division	Bogolobi	4013	480	Nakawa Division	Kiwatule	4047
447	Nakawa Division	Bogolobi	4014	481	Nakawa Division	Kiwatule	4048
448	Nakawa Division	Bogolobi	4015	482	Nakawa Division	Kiwatule	4049
449	Nakawa Division	Bukoto I	4016	483	Nakawa Division	Kiwatule	4050
450	Nakawa Division	Bukoto I	4017	484	Nakawa Division	Kyanja	4051
451	Nakawa Division	Bukoto I	4018	485	Nakawa Division	Kyanja	4052
452	Nakawa Division	Bukoto I	4019	486	Nakawa Division	Kyanja	4053
453	Nakawa Division	Bukoto I	4020	487	Nakawa Division	Kyanja	4054
454	Nakawa Division	Bukoto I	4021	488	Nakawa Division	Kyanja	4055
455	Nakawa Division	Bukoto li	4022	489	Nakawa Division	Kyanja	4056
456	Nakawa Division	Bukoto li	4023	490	Nakawa Division	Luzira	4057
457	Nakawa Division	Bukoto li	4024	491	Nakawa Division	Luzira	4058
458	Nakawa Division	Bukoto li	4025	492	Nakawa Division	Luzira	4059
459	Nakawa Division	Bukoto li	4026	493	Nakawa Division	Luzira	4060
460	Nakawa Division	Bukoto li	4027	494	Nakawa Division	Luzira	4061
461	Nakawa Division	Bukoto li	4028	495	Nakawa Division	Luzira	4062
462	Nakawa Division	Butabika	4029	496	Nakawa Division	Luzira	4063
463	Nakawa Division	Butabika	4030	497	Nakawa Division	Luzira	4064
464	Nakawa Division	Butabika	4031	498	Nakawa Division	Luzira	4065
465	Nakawa Division	Butabika	4032	499	Nakawa Division	Luzira	4066
466	Nakawa Division	Butabika	4033	500	Nakawa Division	Luzira Prisons	4067
467	Nakawa Division	Butabika	4034	501	Nakawa Division	Luzira Prisons	4068
468	Nakawa Division	Butabika	4035	502	Nakawa Division	Mbuya I	4069
469	Nakawa Division	Kiswa	4036	503	Nakawa Division	Mbuya I	4070
470	Nakawa Division	Kiswa	4037	504	Nakawa Division	Mbuya I	4071
471	Nakawa Division	Kiswa	4038	505	Nakawa Division	Mbuya I	4072
472	Nakawa Division	Kiswa	4039	506	Nakawa Division	Mbuya I	4073
473	Nakawa Division	Kiswa	4040	507	Nakawa Division	Mbuya I	4074
474	Nakawa Division	Kiswa	4041	508	Nakawa Division	Mbuya I	4075
509	Nakawa Division	Mbuya I	4076	543	Nakawa Division	Mutungo	4110
510	Nakawa Division	Mbuya I	4077	544	Nakawa Division	Mutungo	4111
511	Nakawa Division	Mbuya I	4078	545	Nakawa Division	Mutungo	4112
512	Nakawa Division	Mbuya I	4079	546	Nakawa Division	Mutungo	4113
513	Nakawa Division	Mbuya I	4080	547	Nakawa Division	Mutungo	4114
514	Nakawa Division	Mbuya I	4081	548	Nakawa Division	Mutungo	4115
515	Nakawa Division	Mbuya I	4082	549	Nakawa Division	Mutungo	4116
516	Nakawa Division	Mbuya I	4083	550	Nakawa Division	Mutungo	4117
517	Nakawa Division	Mbuya I	4084	551	Nakawa Division	Mutungo	4118
518	Nakawa Division	Mbuya I	4085	552	Nakawa Division	Mutungo	4119
519	Nakawa Division	Mbuya I	4086	553	Nakawa Division	Mutungo	4120
520	Nakawa Division	Mbuya I	4087	554	Nakawa Division	Mutungo	4121
521	Nakawa Division	Mbuya li	4088	555	Nakawa Division	Mutungo	4122
522	Nakawa Division	Mbuya li	4089	556	Nakawa Division	Naguru I	4123
523	Nakawa Division	Mbuya li	4090	557	Nakawa Division	Naguru I	4124
524	Nakawa Division	Mbuya li	4091	558	Nakawa Division	Naguru I	4125

Sn	Division	Parish	Stage Id	Sn	Division	Parish	Stage Id
525	Nakawa Division	Mbuya li	4092	559	Nakawa Division	Naguru I	4126
526	Nakawa Division	Mbuya li	4093	560	Nakawa Division	Naguru I	4127
527	Nakawa Division	Mbuya li	4094	561	Nakawa Division	Naguru li	4128
528	Nakawa Division	Mbuya li	4095	562	Nakawa Division	Naguru li	4129
529	Nakawa Division	Mutungo	4096	563	Nakawa Division	Naguru li	4130
530	Nakawa Division	Mutungo	4097	564	Nakawa Division	Naguru li	4131
531	Nakawa Division	Mutungo	4098	565	Nakawa Division	Naguru li	4132
532	Nakawa Division	Mutungo	4099	566	Nakawa Division	Naguru li	4133
533	Nakawa Division	Mutungo	4100	567	Nakawa Division	Naguru li	4134
534	Nakawa Division	Mutungo	4101	568	Nakawa Division	Naguru li	4135
535	Nakawa Division	Mutungo	4102	569	Nakawa Division	Nakawa	4136
536	Nakawa Division	Mutungo	4103	570	Nakawa Division	Nakawa	4137
537	Nakawa Division	Mutungo	4104	571	Nakawa Division	Nakawa	4138
538	Nakawa Division	Mutungo	4105	572	Nakawa Division	Nakawa Institutions	4139
539	Nakawa Division	Mutungo	4106	573	Nakawa Division	Ntinda	4140
540	Nakawa Division	Mutungo	4107	574	Nakawa Division	Ntinda	4141
541	Nakawa Division	Mutungo	4108	575	Nakawa Division	Ntinda	4142
542	Nakawa Division	Mutungo	4109	576	Nakawa Division	Ntinda	4143
577	Nakawa Division	Ntinda	4144				
578	Nakawa Division	Ntinda	4145				
579	Nakawa Division	Upper Estate	4146				

Annex 4: Health and Environment

A4 Medical Services in Kampala

Table A4.1 Medical Personnel in KCCA facilities 2016/17 – 2018/19

Job Category	Central		Kawempe	Makindye	Lubaga		Nakawa		2018/19	2017/18	2016/17
	Cityhall HCII	Kisenyi HCIV	Komamboga HCIII	Kisugu HCIII	Kitebi HCIII	Kawaala HCIII	Bukoto HCII	Kiswa HCIII			
Enrolled Midwife	1	25	13	15	18	22	8	6	108	5	10
Enrolled Nurse	5	25	9	13	14	15	3	15	99	2	3
Nursing Officer	3	13	6	9	3	4		5	43	3	2
Nursing Assistant	2	9	6	6	4	8	1	4	40	7	14
Laboratory Assistant		6	3	2	2	5	1	2	21	2	3
Senior Clinical Officer	1	5	2	1	2	3		4	18	1	3
Health Information Assistant	1	3	1	3	1	2	1	2	14	3	5
Dental Officers	1	4	1	2	2	2		2	14	5	7
Clinical Officer		4	1	1	3	3	2		14	2	3
Senior Nursing Officer	1	2	1	1	3	3	1	1	13	0	0
Health Assistant									12	1	2
Medical Officer	2	2	1	1	1	2		1	10	0	4
Laboratory Technician		2	1	1	2	1	1	2	10	1	1
Dispenser	1	1	1	0	1	0	1	1	6	0	0
Health Inspector									5	0	1
Theatre Assistant		1				3			4	0	2
Psychiatric Nurse		1			1			1	3	1	0
Dental Surgeon	1	1							2	0	0
Cemetery Attendant									2	0	0
Assistant Health Visitor		1				1			2	0	0
Senior Medical Officer		1							1	0	0
Nursing Officer Psychiatry						1			1	0	0
Health Educator		1							1	0	0
Environment Officer									1	0	0
Assistant Vector Control Officer					1				1	0	0
Anaesthetic Officer		1							1	0	0
Total	19	107	46	55	58	76	19	46	446	0	0

Source: HMIS/KCCA Annual Report 2018/19

Table A4.2 Out-Patient Figures for Selected Indicators

Division	Year	OPD New Attendance	OPD Re-Attendance	BCG	DPT-HepB+Hib 1	DPT-HepB+Hib 3	Measles	Postnatal Attendances	Total ANC visits (New clients + Re-attendances)	ART No. active on ART on 1st line ARV regimen	ART No. active on ART on 2nd line ARV regimen	ART No. active on ART on 3rd line or higher ARV regimen	Total
Central	2018	506,318	359,899	12,136	8,869	8,340	8,794	17,844	51,859	23,737	2,093	6	999,895
	2017	521,289	343,715	11,938	8,595	7,327	8,913	24,840	46,020	22,066	2,146	6	996,855
	2016	573,680	385,834	13,882	9,117	7,772	5,927	8,165	46,080	18,049	1,312	4	1,069,822
Kawempe	2018	285,068	70,759	11,616	12,069	11,274	10,838	12,127	27,987	19,252	1,642	66	462,698
	2017	377,521	78,832	11,173	11,951	10,580	15,706	14,574	27,458	17,376	1,725	6	566,902
	2016	225,613	97,433	10,999	11,009	10,184	10,695	10,314	20,789	13,261	733	-	411,030
Lubaga	2018	500,342	264,770	29,759	27,697	25,282	28,460	31,984	88,819	27,122	2,829	-	1,027,064
	2017	471,844	203,526	24,189	22,880	20,034	25,307	32,481	89,898	26,648	1,321	-	918,128
	2016	474,825	218,640	33,068	30,870	27,086	26,505	32,948	89,333	23,313	1,202	-	957,790
Makindye	2018	441,440	187,194	18,395	17,399	15,953	20,510	24,332	46,117	19,388	4,334	-	795,062
	2017	389,667	140,095	17,817	18,485	16,765	23,485	20,179	41,911	21,459	1,507	-	691,370
	2016	400,863	152,763	20,659	21,917	19,602	18,441	17,064	43,503	18,442	1,231	-	714,485
Nakawa	2018	602,528	306,576	16,432	14,145	12,995	15,162	19,476	59,507	25,437	1,976	12	1,074,246
	2017	515,494	289,996	13,768	12,827	11,158	16,604	16,158	59,550	23,588	1,805	-	960,948
	2016	536,374	246,584	15,433	13,032	12,632	13,692	12,182		21,011	1,505	1	872,446
Mulago Referral Hospital	2018	212,618	148,840	22,257	6,382	5,237	8,121	400	38,741	33,905	6,197	291	482,989
	2017	196,708	101,005	7,215	6,594	5,877	7,549	17,368	30,678	32,771	4,237	46	410,048
	2016	71,523	70,069	17,706	6,752	4,969	4,369	7,024	36,819	29,523	4,219	24	252,997

Table A4.3 List of Health Facilities Receiving Primary Health Care Grant (2018/19)

Division	Health Facility	Approved Budget	Quarterly Budget /Release	Transfer to NGO Hospital/Training Schools	Transfer to National Medical Stores
Central	Old Kampala Hospital	35,428,749	8,857,187	4,428,594	4,428,594
Central	Islamic medical (Saidina Abubaker Nursing home)	5,222,247	1,305,562	652,781	652,781
Central	Adventist Medical Centre	5,714,912	1,428,728	714,364	714,364
Central	Good Shepherd(Missionary of the poor)	5,419,313	1,354,828	677,414	677,414
Central	Kamwokya Christian Caring community	6,207,576	1,551,894	775,947	775,947
Central	St John Ambulance	4,236,917	1,059,229	1,059,229	-
Central	African Evangelistic Enterprises	4,138,384	1,034,596	1,034,596	
	Sub-Total	66,368,098	16,592,025	9,342,925	7,249,100
Kawempe	St Stephen's Hospital Mpererwe	35,388,460	8,847,115	4,423,558	4,423,558
Kawempe	Kawempe Mbogo Health centre	4,433,983	1,108,496	554,248	554,248
Kawempe	Kyadondo Medical Centre	4,926,648	1,231,662	615,831	615,831
Kawempe	kisaasi COU Maternity & Health centre	4,236,917	1,059,229	529,615	529,615
	Sub-Total	48,986,008	12,246,502	6,123,251	6,123,251
Lubaga	Lubaga hospital	137,946,140	34,486,535	17,243,268	17,243,268
Lubaga	Lubaga hospital Training school	29,559,887	7,389,972	7,389,972	
Lubaga	Mengo Hospital	128,092,845	32,023,211	16,011,606	16,011,606
Lubaga	Mengo Hospital Training school	29,559,887	7,389,972	7,389,972	
Lubaga	Namugona hospital	39,413,183	9,853,296	4,926,648	4,926,648
Lubaga	Joy Medical centre	5,222,247	1,305,562	652,781	652,781
Lubaga	YCS Dispensary	5,222,247	1,305,562	652,781	652,781
Lubaga	The Luke Society- Uganda	4,236,917	1,059,229	529,615	529,615
Lubaga	Kasubi Health Centre	4,236,917	1,059,229	529,615	529,615
Lubaga	Nateete Archdeaconary	4,138,384	1,034,596	517,298	517,298
	Sub-Total	387,628,654	96,907,164	55,843,554	41,063,610
Makindye	Nsambya Hospital	147,799,436	36,949,859	18,474,930	18,474,930
Makindye	Nsambya Hospital T.sch.	29,559,887	7,389,972	7,389,972	
Makindye	Kibuli Hospital	49,657,067	12,414,267	6,207,133	6,207,133
Makindye	Martyrs community Dispensary Katwe	5,222,247	1,305,562	652,781	652,781
Makindye	Hope Clinic Lukuli	5,911,977	1,477,994	738,997	738,997
Makindye	Mukisa Nursing home	4,236,917	1,059,229	529,615	529,615
Makindye	Kairos Health Centre	4,236,917	1,059,229	529,615	529,615
Makindye	Nsambya General Clinic	6,404,642	1,601,161	800,580	800,580
Makindye	Virgo Clinic	5,419,313	1,354,828	677,414	677,414
	Sub-Total	258,448,403	64,612,101	36,001,036	28,611,065
Nakawa	Murchison Bay hospital	31,530,546	7,882,637	3,941,318	3,941,318
Nakawa	St Stephen's COU Dispensary & Mart Centre	4,236,917	1,059,229	529,615	529,615
Nakawa	Mbuya Reachout	7,094,373	1,773,593	886,797	886,797
	Sub-Total	42,861,836	10,715,459	5,357,730	5,357,730
	Grand Total	804,292,999	201,073,250	112,668,495	88,404,755

Source: HMIS/KCCA Annual Report 2018/19

Table A4.4 The Top Ten Facilities in Kampala with the Highest Number of Active Clients On ART (Ranking 2018/19)

2016/17

No	Name of Health facility	FY 2015/16				FY 2016/17				FY 2017/18				FY 2018/19				
		No. active on ART on line ARV regimen																
		1st	2nd	3rd	Total	1st	2nd	3rd	Total	1st	2nd	3rd	Total	1st	2nd	3rd	Total	
1	Mulago National Hospital- MJAP ISS Clinic	13,107	1,224		14,331	14,354	1,318	0	15,672	14,529	1,790	0	16,319	14,942	1,475	6	16,423	
2	Kisenyi HCIV	7,656	424	0	8,080	9,705	364	0	10,069	10,263	612	0	10,875	11,116	669	0	11,785	
3	Kawaala Health Centre HC III	6,951	254	0	7,205	7,854	345		8,199	8,107	450		8,557	8,354	714	3	9,071	
4	Mulago National Hospital- Infectious Disease Institute	6,075	1,411	21	7,507	5,921	1,483	19	7,423	6,045	1,544	146	7,735	6,836	1,676	281	8,793	
5	Mulago National Hospital -PIDC COE Baylor Clinic	5,223	1,936	5	7,164	6,744	932	12	7,688	6,482	1,662	11	8,155	6,131	2,471	39	8,641	
6	TASO Mulago CLINIC	6,986	328	0	7,314	7,210	326	0	7,536	7,297	604	0	7,901	7,685	664	3	8,352	
7	Alive Medical Services HC III	6,940	272		7,212	7,666	310	0	7,976	8,036	421	0	8,457	7,373	902	1	8,276	
8	St. Francis Nsambya HOSPITAL	6,200	861	0	7,061	6,942	883		7,825	7,275	764		8,039	7,300	906	3	8,209	
9	Uganda Cares Owino Clinic	6,092	365	3	6,460	6,518	770	4	7,292	6,786	846	5	7,637	6,888	910	5	7,803	
10	Kitebi HC III	4,964	216	0	5,180	5,946	236		6,182	6,301	350	0	6,651	6,821	388	1	7,210	

Table 4.5 List of Gabbage Collection and Dumping Companies

No.	Company Name.	Trucks (No.)	Area(s) of Operation
1	Orient City Cleaners	1	Nakawa Mutungo
2	Urban Cleaners LTD	2	Nakawa, kawempe.
3	BIN –IT Services LTD	7	Organizations, Institutions, etc around Kampala.
4	Bins Kampala LTD	2	Kampala, Makindye, Nakawa
5	Home Care General Enterprise LTD	4	Kawempe I and II parishes, Kanyanya, Kyebando, and Mpererwe parishes, Nakawa Division- Banda etc.
6	Euro Refuse Management Ltd	1	Nakawa Division.
7	Uganda Skip Services	2	Bugoloobi, Nammere
8	Green Hope Uganda	4	Nakawa, kawempe, Nakawa, Kawempe Divisions & Kasangati
9	Nabugabo Up Deal Joint Venture	23	Rubaga, and Central Divisions,
10	A & M Cleaning Services	3	CBD
11	Globe Clean Services	3	Nakawa division_Nagulu
12	Task Cleaning Services Ltd	1	Kawempe
13	Hill Top Enterprises Ltd	11	Kawempe, Nakawa_Ntinda
14	Dewaste	5	Nakawa_Luzira
15	Kibanyi & sons	1	Bukoto & in Kasangati Town Council
16	Syrach Investments (U) ltd	2	Institutions and residential areas (Kira)
17	Deers Mart LTD	1	Individuals and Organizations around Kampala. (Kisaasi)
18	Binned Africa (U)Ltd	2	Kawempe_Komamboga, Nakawa
19	Tidy ways (U) Ltd	1	Nakawa_Kiswa, Kawempe_Bwayiise
21	Ben City(U) Ltd	2	Makindye, Nakawa, Central Divisions and Kira Town Council.
22	Capital cleaning services Ltd	2	Kawempe_Kazo
23	KAD Egencies	2	Kawempe_Nakawa_Kisaasi
24	Nsumuki	1	Kawempe_Mbogo, Kirokole, Kakungulu
25	Asama Cleaning Services	1	Kalerwe & in Wakiso
26	GACIA	1	Nakawa
27	ASANTE	2	All divisions
28	Mega waste	2	Kalerwe
29	Union of Private Waste Collectors	2	Kampala
30	Waste systems	4	Nansana Municipality
31	Baviva	1	Kampala
32	HANAKA	1	Outside kampala
33	TRASH BIN	1	Kasangati Town Council
34	Bio-electricity	2	Nakawa
35	Dump Out	3	Nakawa_Kisaasi
36	KSWMC	4	Nakawa Division
37	FAWANA	1	Muyenga & Outside K'la_Masooli
38	GODMA	1	Kasangati Town Council
39	Villa Unique	2	Kasangati Town Council
40	Aprina Investment	1	Kasangati Town Council
41	DEUTERO	1	Kasangati Town Council
42	Sage Zelida	2	Kasangati T.Council_Gayaza
43	Clin Label	2	Kira_Outside Kampala
44	BLUE SHINE	1	Kira_Outside Kampala
45	Just clean it	3	Naalya & Kira Town Council
46	HOMEKLIN (U) Limited	40	Makindye;Central,Lubaga
47	Neat	1	Outside Kampala
48	Kameera And Sons	2	Kyanja and Kampala
49	Yoola	1	Outside Kampala
50	James Ventures	1	Outside Kampala
51	Kato Cleaners	1	Lubaga Division
52	A&S	1	Kisaasi_Nakawa
53	A-Waste	1	Kira_Outside Kampala
54	Uganda Police	2	KMP
55	Nippon	1	Nakawa, Central, Namanve

Annex 5: Education and Sports

A5.1 Schools and other Education Institutions

Table A5.1.1 Nursery schools/ECD within KCCA jurisdiction

No.	Parish/Ward	School Name
1	BUKASA	Bukasa Nursery School
2	BUKASA	Chum International School
3	BUKASA	Cornerstone Parents Nursery School
4	BUKASA	Epitome Kindergarten School
5	BUKASA	Kairos Nursery School
6	BUKASA	Murchison Bay Naomi
7	BUKASA	Muyenga Academy Nursery School
8	BUKASA	Namuwongo Little Angels Nursery School
9	BUKASA	Parents Hope School
10	BUKASA	Swan Academy
11	BUKASA	Mwesigwa Kindergarten
12	BUNGA	King Arthur Academy
13	BUZIGA	Mild Care Parents' School
14	DUBAI ZONE	Makamu Junior School
15	GGABA	African Child Nursery School
16	GGABA	Bunga Hill Nursery School
17	GGABA	Bunga Preparatory Nursery School
18	GGABA	Cornerstone Community Nursery School
19	GGABA	Crystal Nursery School
20	GGABA	Ggaba Ecd Center
21	GGABA	Ggaba Model Nursery School
22	GGABA	Kawuku Parents Nursery School
23	GGABA	Les Petits Pre Sch Nursery And Day Care
24	GGABA	Maranatha Christian Nursery School
25	GGABA	St. Augustine International School
26	GGABA	Superior Kindergarten
27	GGABA	The English Pre School
28	GGABA	Tina Nursery School
29	GGABA	Victor Nursery School
30	GGABA	Terra Nova Academy Pre School
31	GGABA MISSION.	Ggaba Demonstration Nursery School
32	KABALAGALA	Merowa Junior School
33	KABALAGALA	Baby Jesus Nursery School
34	KABALAGALA	Dannies Junior School
35	KABALAGALA	Golden Bells Pre- School
36	KABALAGALA	Jack And Jill Nursery School
37	KABALAGALA	Kabalagala Parents School
38	KABALAGALA	Trust Nursery School
39	KANSANGA	Blue Bells Kindergarten
40	KANSANGA	Conas Early Learning And Day Care Centre
41	KANSANGA	God Care Nursery School
42	KANSANGA	Grace Nursery School
43	KANSANGA	Kansanga Kcca Nursery School
44	KANSANGA	Kansanga Hill Nursery School
45	KANSANGA	Kansanga Parents Nursery School
46	KIBUYE I	St. Benedict Nursery School
47	KIBUYE I	Wilma Pre School And Kindergarten
48	KIBUYE II	Circle Of Peace School
49	KIBUYE II	Honey Suckle Kindergarten
50	KISUGU	Biotec Kindergarten School
51	KISUGU	Earnest Ecd
52	KISUGU	Focus Nursery School
53	KISUGU	Kisugu C. O. U Nursery School.
54	KISUGU	Kisugu Islamic Nursery School
55	KISUGU	Kisugu Preparatory Nursery School
56	KISUGU	Kiwuliriza Nursery School
57	KISUGU	Mirembe Nursery School
58	KISUGU	Namuwongo Muslim Nursery School.
59	KISUGU	Public Trust Nursery School
60	KISUGU	St. Joseph Nursery School
61	KISUGU	Tiny Trophies Nursery School
62	KISUGU	Unique Future Nursery School
63	KISUGU	Victory Infant Nursery School
64	LUKULI	Konge Parents Nursery School
65	LUKULI	Bashers Junior School
66	LUKULI	Happy Days Quality School
67	LUKULI	Little Stars Nursery School
68	LUKULI	Planet Kindergarten School
408	KANSANGA	Little Hands Kindergarten
409	KANSANGA	St. Andrew Nursery School
410	KANSANGA	St. Henrys Kansanga Nursery School
411	KANSANGA	St. Kiziio Nursery School Kansanga
412	KANSANGA	Sure Steps Day Care And Kindergarten
413	KANSANGA	Venture Junior School
414	KANSANGA	Wheeling Preparatory Centre
415	KANSANGA	Wind Chum Kindergarten & Day Care Centre
416	KATWE II	Daisy Nursery School
417	KATWE II	Katwe Nursery School.
418	KATWE II	St. Charles Lwanga Nursery School
419	KIBULI	Bright Future Nursery School
420	KIBULI	Greenhill Nursery School
421	KIBULI	Kibuli Islamic Nursery School
422	KIBULI	Kibuli Kindergarten School
423	KIBULI	Kibuli Model Infant School
424	KIBULI	Kibuli Muslim Nursery School
425	KIBULI	Kisaasi Brilliant Junior School
426	KIBULI	Lady Sarah Nursery School.
427	KIBULI	Mariam Infant School
428	KIBULI	Noor-Din Nursery School
429	KIBULI	Police Children Nursery School
430	KIBULI	Quentin Junior School
431	KIBULI	The Hidden Treasure Nursery School
432	KIBULI	Tik Junior School
433	KIBULI	Mosa Pre-School
434	KIBUYE	Brilliant Chicks Kindergarten
435	KIBUYE	Emen Memorial Nursery School
436	KIBUYE	Katwe Martyrs Nursery School.
437	KIBUYE	Minaka Kindergarten School
438	KIBUYE	Nkere Infant School
439	KIBUYE	St. Mary's Rcm Nursery School
440	KIBUYE I	Blue Dales Kindergarten
441	KIBUYE I	Christ Care Kindergarten
442	KIBUYE I	Citizens Parents Nursery School
443	KIBUYE I	Cream Light Junior School
444	KIBUYE I	Erina Bright Nursery School
445	KIBUYE I	Great Valley Children Center
446	KIBUYE I	Kibuye Junior School
447	KIBUYE I	Kibuye Parents Pre- School
448	KIBUYE I	Momi Momi Ecd
449	KIBUYE I	New Ark Nursery School
450	KIBUYE I	Peace Of Mind Day Care And Pre School
451	KIBUYE I	S.W Winyi Nursery School
452	KIBUYE I	Shepherd Grammar Nursery School
453	MAKINDYE I	Millies Kindergarten And Day Care Centre
454	MAKINDYE I	Shiperoy Nursery School
455	MAKINDYE II	Bbc Kindergarten School
456	MAKINDYE II	Clevers Origin Junior School
457	MAKINDYE II	God Flowers Nursery School
458	MAKINDYE II	Makindye Modern Kindergarten
459	MAKINDYE II	Military Police Nursery School
460	MAKINDYE II	New African Child Nursery School
461	MAKINDYE II	Rayaati Islamic Ecd
462	MAKINDYE II	Savannah Kindergarten School
463	MUYENGA	Gona Memorial Infant School
464	MUYENGA	Heritage International School
465	NAMUWONGO	Jenef Nursery School
466	NAMUWONGO	Tara Nursery School
467	NSAMBYA	Cinderella Nursery School
468	NSAMBYA	Hidden Treasure Infant School
469	NSAMBYA	Little Heroes Nursery School
470	NSAMBYA	Nsambya Police Barracks N/S
471	NSAMBYA	Princeton School
472	NSAMBYA	St. Clare Nursery School
473	NSAMBYA	Stella Maris Day Care And Nursery School
474	NSAMBYA CENTRAL	Ebenezer Children Hope
475	NSAMBYA CENTRAL	Good Will Preparatory School
476	NSAMBYA CENTRAL	Mother Kevin Nursery School

No.	Parish/Ward	School Name
69	LUKULI	Precious Princess Kindergarten
70	LUKULI	Presbyterian Nursery School
71	LUWAFU	Bethel Nursery School
72	LUWAFU	God Is Real Nursery School
73	LUWAFU	Little Ones Kindergarten
74	LUWAFU	Luwafu Junior Nursery School
75	LUWAFU	Lwagula Memorial Nursery School
76	LUWAFU	Mirembe Nursery School
77	LUWAFU	Shanaj Kindergarten
78	LUWAFU	Uganda Martyrs' Nursery School
79	LUWAFU	Winsam Kindergarten And Day Care
80	LUWAFU	Makindye Junior Nursery School
81	LUWAFU	Leatic Kindergarten
82	LUWAFU	Potter's Touch Kindergarten
83	MAKINDYE I	Pen Star Nursery School
84	MAKINDYE	Konge Westin Kindergarten
85	MAKINDYE	Star Nursery School
86	MAKINDYE I	Bright Sparkers Nursery School
87	MAKINDYE I	Cradle Land Junior School
88	MAKINDYE I	Good Day Nursery School
89	MAKINDYE I	James And Solome Day Care And Nursery Sch
90	MAKINDYE I	Makindye Mother Care
91	SALAAMA	Nakinyuguzi Parents School
92	SALAAMA	Sanyu Kindergarten
93	SALAAMA	St. Mary Nursery School
94	SALAAMA	St. Mary's Nursery School.
95	SALAAMA	St. Peters N/S Salaama
96	SALAAMA	St. Ponsiano Kyamula Nursery School.
97	SALAAMA	Ubaidah Islamic Centre
98	SALAAMA	Valley Kindergarten
99		
100	BUKESA	Peace N.S- Nakulabye
101	BUKESA	Greater Evangelism Nursery School
102	CIVIC CENTER	Magical Mums Pre- School
103	CIVIC CENTER	Christ The King Nursery School
104	KAGUGUBE	New Friendly Nursery
105	KAGUGUBE	Bright Junior Nursery School
106	KAGUGUBE	Children's Corner Junior School
107	KAGUGUBE	Aga Khan Nursery Makerere
108	KAGUGUBE	Makerere Bright Nursery
109	KAGUGUBE	Sunshine Kindergarten-Makerere
110	KAMWOKYA 1	King Of Kings Nursery School
111	KAMWOKYA 1	Sharp Infants Nursery School
112	KAMWOKYA 11	Arena Nursery School
113	KAMWOKYA 11	Agape Nursery School
114	KAMWOKYA 11	Koca Kamwokya Pre-School
115	KAMWOKYA 11	Sr. Mariam Duggan Nursery School
116	KAMWOKYA 11	St Maria Goretti Kindergarten
117	KAMWOKYA 11	Modern Infants Nursery School
118	KAMWOKYA 11	Hormisdallen Nursery School
119	KAMWOKYA 11	New Bethany Nursery School
120	KISENYI 11	Nakivubo Kindergarten
121	KISENYI 11	Mengo Noor Community School
122	KISENYI 11	Old Kampala Nursery School
123	KISENYI 11	Nakivubo Settlement Nursery School
124	KISENYI 11	Tawhiid Islamic Nursery School
125	KISENYI 11	St Athanasius Nursery School
126	KISENYI 111	Central Standard Moslem Nursery
127	KISENYI 111	Kiti Muslim Nursery
128	KISENYI MENG0	United Apostolic Nursery School
129	KOLOLO	Aga Khan Nursery Kololo
130	KOLOLO 1	The Ark Impala School
131	KOLOLO 1	Shimon Nursery School
132	KOLOLO 1	The Hungry Caterpillar School
133	KOLOLO 1	East Kololo Nursery School
134	KOLOLO 11	Summit View Nursery School
135	KOLOLO 11	Kabojja Junior School
136	BWAISE 3	Buraqa Islamic Nursery Sch
137	BWAISE 3	Destiny Nursery School
138	BWAISE 3	Outspan
139	KANYANYA	Agape Kindergarten
140	KANYANYA	Edmon Nursery And Day Care
141	KANYANYA	Good Hope Kindergarten
142	KANYANYA	Love& Care Min Childrens
143	KANYANYA	Merryland Infant & Nursery.S.
144	KANYANYA	Nicolette Kindergarten
145	KANYANYA	Seers Nursery School

408	KANSANGA	Little Hands Kindergarten
477	NSAMBYA CENTRAL	Mugwanya Infant School
478	NSAMBYA CENTRAL	Mummy's Pride Nursery School
479	NSAMBYA CENTRAL	Our Lady Consolata Infant School
480	NSAMBYA CENTRAL	Patience Nursery School
481	NSAMBYA CENTRAL	Railway Nursery And Kindergarten
482	NSAMBYA CENTRAL	St. Antonius Junior School
483	NSAMBYA CENTRAL	Wisdom Junior School
484	NSAMBYA CENTRAL	Testimonies Nursery School
485	NSAMBYA ESTATE	Good Shepherd Nursery School
486	NSAMBYA ESTATE	Nsambya Junior Nursery School
487	NSAMBYA ESTATE	St. Paul's Kevin Nursery School
488	SALAAMA	Det-Stars Junior School
489	SALAAMA	Arise And Shine Nursery School
490	SALAAMA	Blessed Kindergarten &Day Care
491	SALAAMA	Bright Angles Nursery School
492	SALAAMA	Divine Mission Nursery School
493	SALAAMA	Jolly Kids Junior School
494	SALAAMA	Makindye Citizens Pre And Primary
495	SALAAMA	Munirah Junior School
496	SALAAMA	Munyonyo Nursery School
497	SALAAMA	Munyonyo Parents Kindergarten
498	SALAAMA	Munyonyo Primary School
499	KOLOLO 11	Lohana Academy Nursery School
500	KOLOLO 11	Springdale Ecd Centre
501	KOLOLO 111	Kampala Junior Academy
502	KOLOLO 111	Kitante Nursery School
503	MENG0	Covenant Nursery School
504	MENG0	Grace Of Lord Infant School
505	MENG0	Wings Of Faith Nursery School
506	MENG0	Hosanna Nursery School
507	MENG0	City Parents Nursery School
508	MENG0	Mengo Kindergarten Centre
509	MENG0	Faith Nursery School
510	MENG0	Ledos Kindergarten And Day Care
511	MENG0	Eaglets Nursery School
512	MENG0	Faith Nursery School
513	MENG0	At-Taqwa Islamic School
514	NAKASERO 11	The Ark International School
515	NAKASERO 11	Sir Apollo Kagwa Road-Nakasero
516	NAKASERO 11	Buganda Oad Kindergarten
517	NAKASERO 11	Little Angels Nursery School
518	NAKASERO 11	Jaffery Nursery School
519	NAKASERO 11	All Saints Newfield Nursery Sch
520	NAKASERO 111	Nakasero Kindergarten
521	NAKASERO1	Kampala Kindergarten
522	NAKASERO11	Daffodils Kindergarten & Daycare
523	OLD KAMPALA	Lohana Pre Primary
524	OLD KAMPALA	St. Gerald's Nursery And Day Care Centre
525	OLD KAMPALA	Good Shepherd Child Centre
526	OLD KAMPALA	Precious Pearls Pre-Primary And Daycare
527	OLD KAMPALA	Victorious Education Services
528	OLD KAMPALA	Wiggles Daycare &Nursery Sch
529		
530		Kasaasa Junior School
531	BWAISE 1	African Bright Children
532	BWAISE 1	Blessed Child Nursery School
533	BWAISE 1	Junior Best Kindergarten
534	BWAISE 1	Life Little's Kindergarten
535	BWAISE 1	Winston Day &Boarding Sch
536	BWAISE 1	Sunset Nursery School
537	BWAISE 2	Aunt Milly Nursery
538	BWAISE 2	Bilal Islamic Nursery School
539	BWAISE 2	Bwaise Parents Nursery Sch
540	BWAISE 2	Little Stars Nursery School
541	BWAISE 2	Spire Nursery School
542	BWAISE 2	The Wisdom Nursery School
543	BWAISE 2	Maishara Islamic Nursery Sch
544	KAWEMPE 1	Bunny Kindergarten
545	KAWEMPE 1	Cilia Nursery School
546	KAWEMPE 1	Crescent Nursery School
547	KAWEMPE 1	Crown Kindergarten
548	KAWEMPE 1	Ebenezer Junior School
549	KAWEMPE 1	Flag Den Nursery School
550	KAWEMPE 1	God's Love Junior School
551	KAWEMPE 1	Good Times Infant School
552	KAWEMPE 1	Hope Educational Centre
553	KAWEMPE 1	Hope Infants

No.	Parish/Ward	School Name
146	KANYANYA	Special Care Kindergarten
147	KANYANYA	St. Peters Nursery School
148	KANYANYA	St. Charles Lwanga Nursery S
149	KANYANYA	St. Luke Nursery School
150	KANYANYA	Twins Nursery School
151	KANYANYA	Uganda Martyrs' Nursery Sch
152	KAWEMPE	Awesome Nursery And Day Care
153	KAWEMPE	Divine Nursery School
154	KAWEMPE	Harvard Kids School
155	KAWEMPE	Mother Ken Kindergarten
156	KAWEMPE	Miracle Destiny School
157	KAWEMPE 1	Stallions Nursery School
158	KAWEMPE 1	Wisdom Nursery School
159	KAWEMPE 2	Blessed Parents School
160	KAWEMPE 2	Mpererwe Nursery School
161	KAWEMPE 2	New Valley Nursery School
162	KAWEMPE 2	St Claver Nursery School
163	KAWEMPE 2	Ttula Nursery School
164	KAWEMPE 2	Ttula Nursery School
165	KAWEMPE 2	Ttula Parents Nursery School
166	KAWEMPE 2	Precious Hours Infant Sch
167	KAWEMPE 2	St. Kizito Nursery School
168	KAZO-ANGOLA	Guiding Star Nursery School
169	KAZO-ANGOLA	Hikmat Infant
170	KAZO-ANGOLA	Holy Family Nursery School
171	KAZO-ANGOLA	Kawempe Muslim Nursery S
172	KAZO-ANGOLA	Lugoba Parents Nursery Sch
173	KAZO-ANGOLA	Namutebi Nkata Nursery Sch
174	KAZO-ANGOLA	Noble Care
175	KAZO-ANGOLA	Ridgeway Grammar
176	KAZO-ANGOLA	Kawempe Modern Nursery Sch
177	KIKAYA	Equatoria Kindergarten
178	KIKAYA	Kampala Academy Nursery Sch
179	KIKAYA	Kampala Quality Nursery Sch
180	KIKAYA	Kisasi Nursery School
181	KIKAYA	Teletubbies Infant School
182	KIKAYA	Thumbelina Nursery & Day Care
183	KIKAYA	Kingdom Stars Nursery Sch
184	KIKAYA	Ravens Kindergarten & D.C N
185	KISAASI	Brentwood School
186	KOMAMBOGA	First Step Nursery School
187	KOMAMBOGA	Kanyanya Junior School
188	KOMAMBOGA	Quality International N.Sch.
189	KYEBANDO	Bright Children Nursery Sch
190	KYEBANDO	Bright Community Nursery Sch
191	KYEBANDO	Bypass Standard Nursery Sch
192	KYEBANDO	City Quality Nursery School
193	KYEBANDO	Cleveland Hill
194	KYEBANDO	His Grace Kindergarten
195	KYEBANDO	Hormisdallen Nursery School
196	KYEBANDO	Kampala Model Nursery Sch
197	KYEBANDO	St. Paul Kyebando C.O.U. N S
198	KYEBANDO	Sunlight Nursery School
199	KYEBANDO	Winter Land Nursery School
200	KYEBANDO	All Saints Christian Kindergarten
201	KYEBANDO	Kyebando Progressive
202	BUKOTO 1	Verina Little Learners
203	BUKOTO 11	Fair Lawns Christian N/S
204	BUKOTO 11	Grace Project Pre School
205	BUKOTO 11	St. Anthony Kigoowa Nursery School
206	BUKOTO I	Acorns International School
207	BUKOTO I	Apple Kids Nursery & Daycare Centre
208	BUKOTO I	Bukoto Community Nursery School
209	BUKOTO I	Eunice Kindergarten
210	BUKOTO I	Frobel Kindergarten
211	BUKOTO I	Honey Bears Pre - School
212	BUKOTO I	Kampala International School
213	BUKOTO I	Kisule Nursery School
214	BUKOTO I	Parenting Uganda Nursery School
215	BUKOTO I	Sancta Maria Pre- School
216	BUKOTO I	Special Children's Trust
217	BUKOTO I	Stepping Stone Academy
218	BUKOTO I	Twinkle Stars Kindergarten
219	BUKOTO I	Valley View Nursery School
220	BUKOTO II	Bukoto Nursery
221	BUKOTO II	Child Time Pre - School
222	BUKOTO II	Early Explorers Kindergarten & Daycare

408	KANSANGA	Little Hands Kindergarten
554	KAWEMPE 1	Jolly Nursery School
555	KAWEMPE 1	Kawempe Decorous Nursery S
556	KAWEMPE 1	Kawempe Mbogo Muslim N.S
557	KAWEMPE 1	Parental Care Preparatory .S.
558	KAWEMPE 1	Potters House
559	KAWEMPE 1	Silver Junior School
560	KAWEMPE 1	Takuba Nursery School
561	KAWEMPE 1	Triumph Nursery School
562	KAWEMPE 1	Volcano Nursery School
563	KAWEMPE 1	Morning Glory Day Care & Nur
564	KAWEMPE 1	New Ark Nursery School
565	MAKERERE 2	Makerere Nursery School
566	MAKERERE 1	Dick And Jane Nursery School
567	MAKERERE 1	Joy Nursery School
568	MAKERERE 1	Nsangi Nursery School
569	MAKERERE 1	Sunrise Nursery School
570	MAKERERE 2	Devine Mercy Daycare & Nursery
571	MAKERERE 2	The Play Den Nursery School
572	MAKERERE 2	Makerere Greendale
573	MAKERERE 3	City Junior Nursery School
574	MAKERERE 3	Community Nursery School
575	MAKERERE 3	Niyat Nursery School
576	MAKERERE 3	The Childcare School
577	MBOGO	Mbogo Grammar .K.
578	MPERERWE	Krystal Tots Kindergarten
579	MPERERWE	Good Times Nursery Sch
580	MULAGO 1	Soaring Eagle Nursery & Day C
581	MULAGO 111	Mulindwa Nursery School
582	MULAGO 2	Mulago Kindergarten
583	MULAGO 2	Rosa Kindergarten
584	MULAGO 2	Yudesi Nursery School
585	MULAGO 2	Merryland Kindergarten & D.C
586	MULAGO 3	Godwin's Nursery School
587	MULAGO2	St. Martin Mulago Nursery .S.
588	MULAGO 3	Immaculate Heart Nursery Sch
589	WANDEGEYA	Katanga Community
590	WANDEGEYA	Wandegeya Muslim Nursery S
591		
592	BANDA	Bright Future Nursery School
593	BANDA	Kyambogo Model Daycare & Nursery Sch
594	BANDA	Rock Foundation School
595	BANDA	St. Paul Nursery School - Banda
596	BANDA	Victory Integrated Infant School
597	BBIINA	Mother Mary Day & Nursery Sch
598	BBIINA	Our Lady Of Fatima Nursery School
599	BUGOLOBI	Kissyfur International Kindergarten
600	BUGOLOBI	Little Cranes Montessori Kindergarten
601	BUGOLOBI	Train Up A Child Nursery School
602	BUKOTO	Daffodils Kindergarten & Daycare
603	BUKOTO	King Of Kings Nursery School
604	BUKOTO	The Shepherd Infant Destiny School
605	BUKOTO 1	Alpha Kindergarten And Day Care
606	BUKOTO 1	Friday Night Church Academy
607	BUKOTO 1	Glorious Daycare & Nursery Sch
608	BUKOTO 1	Sure Start
609	BUKOTO 1	Valley Kindergarten
610	BUTABIKA	Hidden Treasure
611	BUTABIKA	Jojana Nursery School
612	BUTABIKA	Kirombe Infant School
613	BUTABIKA	Little Oaks Pre School
614	BUTABIKA	Our Lady Of Lourdes Infants
615	BUTABIKA	Rijjo Infant School
616	BUTABIKA	Saaba Infant School
617	BUTABIKA	St. Barnabas Infant School
618	BUTABIKA	St. James Ecd Center Bbiina
619	BUTABIKA	The Fields City Kindergarten
620	KAMWOKYA	Haggai Nursery School
621	KIGOOWA II	Little Stars Treasure Nursery & Daycare
622	KISAASI	Step By Step Infant School
623	KISWA	The Ark Kindergarten
624	KIWATULE	Bean Stalk Daycare Nursery
625	KIWATULE	Bethel Kindergarten
626	KIWATULE	Kiwatule Parents Pre School
627	KIWATULE	Little Beetles Kindergarten
628	KIWATULE	Mums Den Montessori Day Care
629	KIWATULE	Pre-Sch Express & Daycare Centre
630	KIWATULE	Rhema Green Schools

No.	Parish/Ward	School Name
223	BUKOTO II	Glorious Bright Future
224	BUKOTO II	Jerusalem International School
225	BUKOTO II	Kalinabiri Nursery School
226	BUKOTO II	Kigoowa Infant School
227	BUKOTO II	Kigoowa Parents School
228	BUKOTO II	Kinderkare Pre- School
229	BUKOTO II	Kulambiro Nursery School
230	BUKOTO II	Little Sailors Kindergarten & Daycare
231	BUKOTO II	Little Sprouts Daycare & Nursery School
232	BUKOTO II	Mari Gold's Early Learning Centre
233	BUKOTO II	Modern Tots Early Learning Centre
234	BUKOTO II	Mother Goose Nursery & Daycare
235	BUKOTO II	New Way Hill School
236	BUKOTO II	Peak Kindergarten
237	BUKOTO II	Plato Children School
238	BUKOTO II	Prime Edu Care Nursery & Daycare
239	BUKOTO II	Robana Nursery & Daycare
240	BUKOTO II	Shoma Christian Academy
241	BUKOTO II	St. Lawrence Nursery School
242	BUKOTO II	St. Francis Pre Centre - Ntinda
243	BUKOTO II	Wisdom Day Care And Infant School
244	BUTABIKA	Balamory International Nursery School
245	BUTABIKA	Bbina Islamic Nursery Sch
246	BUTABIKA	Good Hope Infant
247	KYANJA	Kids' World Nursery & Junior School
248	KYANJA	Kings & Queens Infant School
249	KYANJA	Kyanja Junior Nursery School
250	KYANJA	Kyanja Muslim Nursery School
251	KYANJA	Kyanja View Nursery School
252	KYANJA	Learn & Play Kindergarten
253	KYANJA	Oak Basic School
254	KYANJA	Pal Junior Nursery School
255	KYANJA	Perfect Nursery School
256	KYANJA	Rock Nursery And Day Care Centre
257	KYANJA	Seers Nursery School - Kisaasi
258	KYANJA	St. Gertrude Nursery School
259	KYANJA	St. Martin Nursery School
260	KYANJA	Sweet Kids Junior School
261	KYANJA	Watch Us Grow Daycare Centre
262	LUZIRA	Brook Foundation Nursery School
263	LUZIRA	Happy Hours Infant Nursery School
264	LUZIRA	Little Angels Nursery School
265	LUZIRA	Luzira Cou Pre Primary School
266	LUZIRA	Luzira Hill Parents Nursery School
267	LUZIRA	Luzira Kindergarten Centre
268	LUZIRA	Real Vine Kindergarten
269	MBUYA	Mummy's Happiness
270	MBUYA I	Kinderkare Pre- School
271	MBUYA I	Kulembera Muslim Nursery Sch
272	MBUYA I	African Child 2000
273	MBUYA I	Bright Junior Nursery School
274	MBUYA I	Good Mother Nursery School
275	MBUYA I	Happy Days Kindergarten
276	MBUYA I	Hill Stone Nursery School
277	MBUYA I	Mwana Kindergarten
278	MBUYA I	New Makerere Hill Ki9ndergarten
279	MBUYA I	Side View Nursery School
280	MBUYA II	Mbuya Nursery School
281	MBUYA II	Tree Shade Nursery School
282	MBUYA II	Uganda Youth Aid Nursery School
283	MUTUNGO	All Saints Junior School
284	MUTUNGO	Amka Classic Nursery School
285	MUTUNGO	Bishop Cipriano Kihangire Nursery School
286	MUTUNGO	Blessed Nursery School
287	MUTUNGO	Bright Lille's Nursery & Daycare
288	MUTUNGO	Calvary Ps
289	MUTUNGO	Clever Origin Junior Nursery School
290	NAGURU	Lugogo Junior Academy
291	NAGURU	Naguru Katali Nursery School
292	NAGURU I	New Age Nursery School
293	NAGURU I	Creative Infant School
294	NAGURU I	Drizzles Kindergarten
295	NAGURU I	Naguru Infant School
296	NAGURU I	Our Lady & St. Jude Nursery School
297	NAGURU I	Peek A Boo Kindergarten
298	NAGURU I	Safari Kindergarten
299	NAGURU II	Bright Angels Nursery School

408	KANSANGA	Little Hands Kindergarten
631	KIWATULE	Sanyu Nursery School
632	KIWATULE	St. George Junior School
633	KIWATULE	St. Maria Parents School
634	KIWATULE	St. Mbaga Tuzinde Nursery School
635	KIWATULE	Tender Care Kindergarten & Nursery
636	KIWATULE	The Ark Kindergarten
637	KIWATULE	The Star Kindergarten
638	KIWATULE	Tripple "H" Nursery School
639	KIWATULE	Twinkle Nursery School
640	KYAMBOGO	Waterford Nursery School
641	KYANJA	Amazing Grace Nursery & Daycare
642	KYANJA	Blessing Nursery School
643	KYANJA	Bouncing Babies Pre-School
644	KYANJA	Brain Tree Nursery School
645	KYANJA	Bright Minds Daycare & Kindergarten
646	KYANJA	Busy Tots Nursery & Daycare
647	KYANJA	Divine Academy
648	KYANJA	Ericlo Nursery School
649	KYANJA	Friends International Christian Academy
650	KYANJA	Gallees Nursery Sch
651	KYANJA	God's Glory Kindergarten
652	KYANJA	Ibun Abbass Nursery School
653	KYANJA	Jena Foundation School
654	KYANJA	Jolly Angels Nursery School
655	MUTUNGO	Comfort Nursery School
656	MUTUNGO	Covenant Infant School
657	MUTUNGO	Dade Nursery School
658	MUTUNGO	Devine Nursery School
659	MUTUNGO	Divine Kids Kindergarten
660	MUTUNGO	Divine Tubbles Nursery School
661	MUTUNGO	Eagle's Nursery School
662	MUTUNGO	Elyon Kindergarten
663	MUTUNGO	Fountain Grammar School
664	MUTUNGO	Genesis Nursery School
665	MUTUNGO	God's Favour Infant School
666	MUTUNGO	God's Glory Nursery School
667	MUTUNGO	Golden Stars Kindergarten
668	MUTUNGO	Half Landon Nursery School
669	MUTUNGO	His Grace Kindergarten
670	MUTUNGO	Hope Kindergarten
671	MUTUNGO	J&P Nursery School
672	MUTUNGO	Je & Je Angels Kindergarten
673	MUTUNGO	Join Us Education Centre
674	MUTUNGO	Kitintale Madrasatil Nursery School
675	MUTUNGO	Law And Joy Preparatory
676	MUTUNGO	Mamita Standard Nursery School
677	MUTUNGO	Margaret Foundation Nursery School
678	MUTUNGO	Mivule Nursery School
679	MUTUNGO	Motherwell Joyous Angels
680	MUTUNGO	Mutungo Victory Nursery School
681	MUTUNGO	Pride Infant Nursery School
682	MUTUNGO	Prince Of Peace
683	MUTUNGO	Pure Hearts Cradle Kindergarten & Daycare
684	MUTUNGO	Rev. John Foundation
685	MUTUNGO	Saudah Nursery School
686	MUTUNGO	Senteza Nursery School
687	MUTUNGO	Smile Of A Child Junior Sch
688	MUTUNGO	St. Mark Nursery School
689	MUTUNGO	St. Anthony Nursery School
690	MUTUNGO	The Source Infant School
691	MUTUNGO	Trust In God Ecd Centre
692	MUTUNGO	Up Next Kindergarten
693	MUTUNGO	Victorious Nursery School
694	MUTUNGO	Zoe Life Kindergarten
695	NAGURU	Delhi Public School International
696	NAGURU	Hill Preparatory School
697	NAGURU	Little Cranes Montessori Kindergarten
698	BUSEGA	Keen Kiddies N.S
699	BUSEGA	King Fahad Islamic
700	BUSEGA	Lovely Tots Kindergarten
701	BUSEGA	Mk International Nursery School
702	BUSEGA	New Kabaale Busega N.S
703	BUSEGA	Royal Hope Academy
704	BUSEGA	St. Kizito Kiribedda N.S
705	BUSEGA	The Eaglets Kindergarten
706	BUSEGA	Tim And Joy School
707	BUSEGA	Vicross N.S

No.	Parish/Ward	School Name
300	NAGURU II	Care Infant School
301	NAGURU II	City Quality School
302	NAGURU II	Daffodils Kindergarten & Daycare
303	NAGURU II	Kampala Diplomatic School
304	NAGURU II	Kampala Parents School
305	NAGURU II	Naguru Parents Nursery School
306	NAGURU II	Noble Nursery School
307	NAGURU II	Tree House Montessori Kindergarten
308	NAKAWA	Happy Hands Nursery School
309	NAKAWA	Kiswa Nursery Kindergarten
310	NTINDA	Aunt Anna Mother Care Nursery School
311	NTINDA	Big Bear Kindergarten
312	NTINDA	Big Fish Daycare Centre
313	NTINDA	Bright Angels Kindergarten
314	NTINDA	Exodus Nursery School
315	NTINDA	Fair Child Pre-School
316	NTINDA	Family Kindergarten
317	NTINDA	Flying Kites Kindergarten & Daycare
318	NTINDA	Kampala Junior Academy
319	NTINDA	Kiddies Club Kindergarten & Daycare
320	NTINDA	Nicdoug Montessori & Kindergarten
321	NTINDA	Ntinda Infants School
322	NTINDA	Ntinda Nursery School
323	NTINDA	Ntinda View N/S
324	NTINDA	Police Children Nursery School
325	NTINDA	Pre-Sch Usfd
326	NTINDA	St. Paul's Kindergarten
327	NTINDA	Victorious Kindergarten & Daycare
328		
329	BAKULI	City Nursery School
330	BAKULI	Namirembe Infants N.S
331	BAKULI	Victorious And Day Care
332	BUSEGA	Abc Nur. & Primary School
333	BUSEGA	Busega Preparatory N.S
334	BUSEGA	Crown Nursery School
335	BUSEGA	Kcca Busega Community N. S
336	KASUBI	Kasubi Parents N.S
337	KASUBI	Kawaala Junior School
338	KASUBI	Kawaala Junior Stars N/S
339	KASUBI	Kawaala N.S
340	KASUBI	Kimera Road N.S
341	KASUBI	Light The World Kindergarten
342	KASUBI	Namungoona Salaf N.Sch.
343	KASUBI	New Chapter Kindergarten
344	KASUBI	Real Infant School
345	KASUBI	Red Stars Nursery School
346	KASUBI	Rita Education Centre
347	KASUBI	Shammah Junior Sch.
348	KASUBI	Skylight N.S
349	KASUBI	St. Peter Claver Education Centre
350	KASUBI	Trinity Family Nursery
351	KASUBI	Uncle Iga Nursery School
352	KAWAALA	Destiny I Infants' School
353	KAWAALA	Kasubi Progressive N.S
354	KAWAALA	Kawaala Islamic Academy
355	KAWAALA	Monarch N.S
356	KAWAALA II	Golden Junior School
357	KITEBI	African Academy N.S
358	KITEBI	Bako Nursery & Day Care Centre
359	LUBAGA	Cardinal Nsubuga Nursery School
360	LUBAGA	Honey Bunny Kindergarten
361	LUBAGA	Jolly Kids Nursery School
362	LUBAGA	Lyna Day-Care N.S
363	LUBAGA	Mother Care Busega
364	LUBAGA	Smart Toddlers Kindergarten
365	LUBAGA	St. Anthony Education Services
366	LUBAGA	The Guardian Angel Pre. School.
367	LUBAGA	Top Care Education Services
368	LUBAGA	Uganda Martyrs Nursery School
369	LUBYA	Antioch Nursery Sch.
370	LUBYA	Blessed Nursery Namugooona
371	LUBYA	Bright Future Nursery School
372	LUBYA	Bugolo N.S
373	LUBYA	Charity Community School
374	LUBYA	Child Promotion Sch.
375	LUBYA	City View International N & Day Care
376	LUBYA	Destiny Daycare And Nursery School

408	KANSANGA	Little Hands Kindergarten
708	BUSEGA	Muslim Girls Nursery School
709	KABOWA	Bishop Hannington Memorial Sch.
710	KABOWA	Brasah Primary School
711	KABOWA	Bright Family N.S
712	KABOWA	Christ The King N.S
713	KABOWA	Green Star N.S
714	KABOWA	Jeholand Junior Academy
715	KABOWA	Kabowa C.O.U N.S
716	KABOWA	Kabowa Central N.S
717	KABOWA	Kabowa Hidayat Islamic N.S
718	KABOWA	Kabowa Parents Nursery School
719	KABOWA	Kids Nursery School
720	KABOWA	Kinderville Pre School
721	KABOWA	Kings Nursery School
722	KABOWA	Living Grace Nursery Sch.
723	KABOWA	New Rock Foundation N.S
724	KABOWA	Shine Around City Care N.S
725	KABOWA	St. Joseph Pilot N.S
726	KABOWA	Summer Blue Nursery School
727	KABOWA	Sunrise N.S
728	KABOWA	Trinity Kindergarten
729	KAKEEKA	Red Rock Kindergarten
730	KAKEEKA	St. Marcelino Pre-Sch.
731	KASUBI	Alund'entono N.S
732	KASUBI	Cream Site N/S
733	KASUBI	Dinadona Prep School
734	KASUBI	El-Shaddai Infant Sch.
735	KASUBI	Elton Brilliant Zana
736	KASUBI	Fratam Junior School
737	KASUBI	Gershbon Christian School
738	KASUBI	Good Times Infant School Kawaala
739	KASUBI	Greendale Kindergarten
740	KASUBI	Inner Man Pre.Sch.
741	KASUBI	Jovic N.S Nalukolongo
742	KASUBI	Kasubi Family N.S
743	LUBYA	Kidawalime Prep School
744	LUBYA	Mother Care Infant School
745	LUBYA	Muweesi Junior School
746	LUBYA	Quality Nursery School
747	LUBYA	Royal Ville Academy
748	LUBYA	Speed Way Nursery
749	LUBYA	St. Andrew Kaggwa Nur & Pri School
750	LUBYA	St. James Academy Mixed Primary
751	LUBYA	St. John's Hill N.S
752	LUBYA	Strathern Nursery Sch.
753	LUBYA	Tom And Jan Kindergarten
754	LUBYA	Treasured Kids Kindergarten
755	LUBYA	Wisdom Nursery School
756	LUBYA PARISH	Grand Spey N.S
757	LUBYA PARISH	Namungoona Orphanage Nursery School
758	LUBYA PARISH	Rose Pask N.S
759	LUGALA	Hope Nursery School
760	LUNGUJJA	Afro Preparatory School
761	LUNGUJJA	Brain Buttons Grammar School
762	LUNGUJJA	Ge-Sail Pre-School
763	LUNGUJJA	Gesam Day Care And Kindergarten
764	LUNGUJJA	Glory Education Centre
765	LUNGUJJA	Grapa Parents Junior School
766	LUNGUJJA	Lunguja Model Junior School
767	LUNGUJJA	Lunguja Progressive N/S
768	LUNGUJJA	Mother Love Day Care And N/S
769	LUNGUJJA	Rock Of Joy N.S
770	LUNGUJJA	Twin Care Foundation School
771	LUSAZE	Smarties Early Learning Centre
772	MASANAFU	God's Will N.S
773	MASANAFU	Maria Assumpta Junior Sch.
774	MASANAFU	St. Mary's Kindergarten
775	MULIRA	Flomasa Kindergarten
776	MUTUNDWE	Africana Junior Nursery School
777	MUTUNDWE	Destiny Junior School
778	MUTUNDWE	Mummy's Kindergarten
779	MUTUNDWE	Muteesa II Memorial N.S
780	MUTUNDWE	New Kitebi Model School
781	MUTUNDWE	Prosper Pre School
782	MUTUNDWE	Rainbow House Day Care And Kindergarten
783	MUTUNDWE	Reigns Kindergarten School
784	MUTUNDWE	St. Francis Children's Centre

No.	Parish/Ward	School Name
377	LUBYA	Family N/S
378	LUBYA	Favour Infants N.S
379	LUBYA	Favour Nursery School
380	LUBYA	Jeje Nursery School
381	NAJJA	Dembe Modern Ecd
382	NAJJA II	El-Shaddai Community School
383	NAJJA.	Little Stars Tenderness N.S
384	NAJJA.1	Kyaterekera Nur & Pri.Sch.
385	NAJJA.1	Liahona Junior School
386	NAJJA.II	Gracious N.S
387	NAJJA.II	Mustard Seed N.S
388	NAJJA.II	St. Alex Pre-Primary Sch.
389	NAJJANANKUMBI	Alpha And Omega Day And Boarding
390	NAJJANANKUMBI	Better View Nursery School
391	NAJJANANKUMBI II	St. Joseph's Nursery School Ndeeba
392	NAKULABYE	Emmanuel Nursery School
393	NAKULABYE	Faith Children's Nursery Sch.
394	NAKULABYE	Kasubi C.O.U N.S
395	NAKULABYE	Kasubi Modern Islamic N.S
396	NAKULABYE	Lubya Community N.S
397	NAKULABYE	Nabalagala Kindergarten
398	NAKULABYE	Namirembe Parents N.S
399	NAKULABYE	Our Lady Of Fatima Pre.
400	NAKULABYE	Perussiah N.S
401	NAKULABYE	Rhema N.S
402	NAKULABYE	Rovi Kindergarten
403	NAKULABYE	Simeka Junior N.S
404	NAKULABYE	Wonderland Pre. & Day Care
405	NALUKOLONGO	St. Benedict N/S Nalukolongo
406	NAMIREMBE	Namirembe Hills N.S
407	NAMIREMBE	Shalom Nursery And Day Care

408	KANSANGA	Little Hands Kindergarten
785	MUTUNDWE	St. Andrew N/S
786	MUTUNDWE	St. Chris Pre-School
787	MUTUNDWE	Trinity Love School
788	MUTUNDWE 2	Mutundwe C.O.U N.S
789	NAMIREMBE BAKULI	Mengo Junior Academy
790	NAMUGOONA	Namungoona Parents Junior Sch.
791	NATEETE	Kasana Infants School
792	NATEETE	Mackay Memorial N.S
793	NATEETE	Mirembe Nursery School
794	NATEETE	Nateete Learning Centre
795	NATEETE	Nateete Modern Parent's P.S
796	NATEETE	Nateete Muslim N.S
797	NATEETE	Nateete Preparatory School
798	NATEETE	Pretty Angels N/S.
799	NATEETE	Queen Stars Kindergarten School
800	NATEETE	Rise & Shine N.S
801	NATEETE	Springs Of Joy Nursery School
803	NATEETE	St. Cecilia N.S
804	NATEETE	Summer Campus N.S
805	NDEEBA	Jolly Tots Kindergarten And Day Care
806	NDEEBA	Kings Vine N.S & Day Care
807	NDEEBA	Kiro Ndeeba Pre/P.S
808	NDEEBA	Lubiri Nabagereka Nur & Pri School
809	NDEEBA	Mahan Islamic Nursery
810	NDEEBA	Ndeeba Junior School
811	NDEEBA	St. Peter's C/U Pre School
812	RUBAGA	Rubaga Community N/S
813	RUBAGA	Waterford Nursery School
814	SSEMBULE	Sure Start Day Care And Pre Sch
815	WAKALIGA	Maxon Kindergarten
816	WAKALIGA B	Mother Bear Junior Sch.
817	WAKALIGA B	Trust God N.S
818	WANKULUKUKU	Kitebi Nursery School

Table A5.1.2 Primary Schools Under KCCA Jurisdiction

No.	6PARISH/WARD	School Name
1		Precious Princes
2		St. Barnabas P/S
3	BUKASA	Bukasa Primary School
4	BUKASA	Cecilia And Paul Learning Centre
5	BUKASA	Corner Stone Parents School
6	BUKASA	Kairos Primary School
7	BUKASA	Mirembe Junior School
8	BUKASA	Murchison Bay
9	BUKASA	Muyenga Primary School, Bukasa
10	BUKASA	Mwesigwa Primary School
11	BUKASA	Parents Hope P/S
12	BUKASA	St. Henrys' Muyenga Pri Sch
13	BUKASA	Tara Primary School
14	BUKASA	Bethel Parents P/S
15	BUKASA	Mengo Noor
16	BUKASA	Montessori International
17	BUKASA	St. Agnes Academy
18	BUZIGA	Buziga Hill Primary School
19	BUZIGA	Galilee Junior School
20	BUZIGA	Mild Care Parents P/S
21	BUZIGA	Souvenir Primary School
22	BUZIGA	Katwe Noor Islamic
23	BUZIGA	Treasure Junior School
24	GGABA	African Child Primary School
25	GGABA	Bunga Hill Primary School
26	GGABA	Bunga Primary School
27	GGABA	Corner Stone Community Pr. Sc
28	GGABA	Crystal Junior School
29	GGABA	Ggaba Demonstration
30	GGABA	Ggaba Model Primary School
31	GGABA	Kawuku Parents' School
32	GGABA	Maranatha Christian
33	GGABA	Quality Education Primary School
34	GGABA	Shammah Primary School
35	GGABA	St. Augustine Montessori School
36	GGABA	Tina Primary School
37	GGABA	Victor Primary School
38	GGABA	Bayyinah Bright Academy
39	GGABA	British School Of Kampala

47	KABALAGALA	Jack And Jill Primary School
48	KABALAGALA	Kabalagala Parents' Primary School
49	KABALAGALA	Merowa Junior School
50	KABALAGALA	St. John Baptist Kisugu P/S
51	KABALAGALA	St. John Baptist, Kisugu Primary Sch
52	KABALAGALA	Jamia Moslem Junior
53	KABALAGALA	Danies Junior School
54	KANSANGA	Chum International School
55	KANSANGA	God Cares Primary School
56	KANSANGA	Grace Primary School
57	KANSANGA	Kansanga Hill Primary School
58	KANSANGA	Kansanga Junior School
59	KANSANGA	Kansanga Parents' Primary School
60	KANSANGA	Kansanga Primary School
61	KANSANGA	St. Henry, Kansanga Primary School
62	KANSANGA	St. Kizito Primary School Kansanga
63	KANSANGA	St. Andrews' Primary School
64	KANSANGA	Wheeling Prep School
65	KANSANGA	Nsambya Parents
66	KANSANGA	St. Kizito P/S
67	KATWE I	Jussum P/S
68	KATWE I	Mariam Infant P/S
69	KATWE II	Katwe Primary School.
70	KATWE II	Katwe United Primary School
71	KATWE II	St. Charles Lwanga P/S
72	KATWE II	Top Graded School
73	KATWE II	Canaan Primary School
74	KATWE II	Muyenga Academy P/S
75	KATWE II	Nsambya Hill Side
76	KIBULI	Bright Future Primary School
77	KIBULI	Green Hill Academy Primary School
78	KIBULI	Kibuli Demonstration School
79	KIBULI	Kibuli Primary School
80	KIBULI	Lady Sarah Primary School.
81	KIBULI	Noor Din Islamic Primary School
82	KIBULI	Police Children School
83	KIBULI	Quentin Primary School.
84	KIBULI	The Hidden Treasure Primary School
85	KIBULI	Tik Junior School
86	KIBULI	Luwafu Parents P/S

No.	6PARISH/WARD	School Name
40	GGABA	Eagles Primary School
41	GGABA	Emilies Educ Care Centre
42	GGABA	Excel Kalungu P/S
43	GGABA	Excellent P/S
44	GGABA	Monarich Junior School
45	KABALAGALA	Danies Junior School
46	KABALAGALA	Baby Jesus Primary School
93	KIBUYE	Swadiq Junior School
94	KIBUYE 1	Circle Of Peace
95	KIBUYE 1	Citizen Parents
96	KIBUYE 1	Kibuye Junior Primary School
97	KIBUYE 1	Minaka P4imary School
98	KIBUYE 11	Katwe Martyrs
99	KIBUYE 11	S.W.Winny Primary School
100	KIBUYE I	Cream Light Junior School
101	KIBUYE I	Erina Bright Primary School
102	KIBUYE I	Golden Times P/S
103	KIBUYE I	Great Valley Primary School
104	KIBUYE I	Kibuye Parents Primary School
105	KIBUYE I	Nkere Infants School
106	KIBUYE I	Salaama Road Primary School
107	KIBUYE I	Shepherds Grammar Primary Sch
108	KIBUYE I	St. Benedict Makindye P/S
109	KIBUYE I	Pavic Junior School
110	KIBUYE II	Park Hill View School
111	KIBUYE1	Emen Memorial School
112	KIBUYE1	St. Mary's Kibuye Primary School
113	KISUGU	Biotech Primary School
114	KISUGU	Claremont Primary School
115	KISUGU	Disney Primary School
116	KISUGU	Earnest Primary School
117	KISUGU	Focus Primary School
118	KISUGU	Kisugu Central Primary School
119	KISUGU	Kisugu Church Of Uganda Primary Sch
120	KISUGU	Kisugu Islamic Primary School
121	KISUGU	Kisugu Preparatory School
122	KISUGU	Kiwuliriza Primary School
123	KISUGU	Namuwongo Muslim Primary School
124	KISUGU	Public Trust Junior School
125	KISUGU	St. Joseph Primary School
126	KISUGU	Valerian Primary School
127	KISUGU	Makindye Community P/S
128	KISUGU	Reach Out P/S
129	KISUGU	St. Stephen's P/S
130	KISUGU SOUTH B	Banunule Primary School
131	LUKULI	Bashers Junior School
132	LUKULI	Happy Days Quality School
133	LUKULI	Konge Parents' School
134	LUKULI	Mt. Sinai Primary School
135	LUKULI	New Ark Junior School
136	LUKULI	Presbyterian Junior School
137	LUKULI	Parents Pride P/S
138	LUKULI	The Teletubbies P/S
186	NSAMBYA CENTRAL	Nsambya Police Barracks
187	NSAMBYA CENTRAL	Patience Junior School
188	NSAMBYA CENTRAL	St. Antonto Junior School
189	NSAMBYA CENTRAL	St. Joseph's Nsambya Girls' Primary Sch
190	NSAMBYA CENTRAL	St. Peter's Nsambya Primary School
191	NSAMBYA CENTRAL	Peace Nursery School
192	NSAMBYA ESTATE	Good Shepherd Primary School
193	NSAMBYA ESTATE	Nsambya Junior School
194	NSAMBYA ESTATE	Wisdom Junior School
195	NSAMBYA WEST	Mugwanya Infant
196	SALAAMA	Bright Angels Primary School
197	SALAAMA	Det- Stars Primary School
198	SALAAMA	Devine Mission Junior School

47	KABALAGALA	Jack And Jill Primary School
87	KIBULI	Malaika Junior School
88	KIBULI	Rayat Islamic P/S
89	KIBULI MARKET B	Kibuli Islamic Primary School
90	KIBUYE	Blue Dales School.
91	KIBUYE	Alice Janet P/S
92	KIBUYE	Ggaba Progressive
139	LUWAFU	Luwafu Junior School
140	LUWAFU	Luwafu Reformed Primary School
141	LUWAFU	Lwagula Memorial Primary School
142	LUWAFU	Makindye Junior Academy
143	LUWAFU	Mirembe Primary School
144	LUWAFU	New Life Time Primary School
145	LUWAFU	Uganda Martyrs Junior School
146	LUWAFU	Bbunga Hill P/S
147	LUWAFU	Buziga Islamic Theological
148	LUWAFU	Life Care Academy
149	LUWAFU	Top Care P/S
150	MAKINDYE 1	Good Day Primary School
151	MAKINDYE 1	Makindye Junior School
152	MAKINDYE 1	Makindye Mother Care
153	MAKINDYE 1	Pen Star Primary School
154	MAKINDYE 1	Shipero Primary School
155	MAKINDYE 1	St. Mbuga Primary School
156	MAKINDYE 11	Kibuye Primary School
157	MAKINDYE 11	Raayat Islamic Primary School
158	MAKINDYE 11	St. Mary's Primary School, Salaama
159	MAKINDYE EAST	Superior Primary School
160	MAKINDYE II	Bbc Primary School
161	MAKINDYE II	Military Police Primary School
162	MAKINDYE II	Savannah Primary School
163	MAKINDYE II	Christ The King P/S
164	MAKINDYE II	Global P/S
165	MAKINDYE II	Hill Side View
166	MAKINDYE II	Pride Parents P/S
167	MAKINDYE II	Viannet Junior School
168	MAKINDYE11	Clevers' Origin Junior School
169	MAKINDYE11	New African Child Primary School
170	MUNYONYO	Pearl Africa P/S
171	MUNYONYO	Rays Of Hope P/S
172	MUYENGA	Kennedy Preparatory P/S
173	NAMUWONGO	Jenef Primary School
174	NSAMBYA	Cinderella Primary School
175	NSAMBYA	Hidden Treasure Primary School
176	NSAMBYA	Mother Kevin Memorial School
177	NSAMBYA	Our Lady Consolata Infant School.
178	NSAMBYA	Railway Children Primary School
179	NSAMBYA	St. Paul Nsambya Primary School
180	NSAMBYA	Central P/S
181	NSAMBYA	New Planet P/S
182	NSAMBYA	Testimonies Primary School
183	NSAMBYA CENTRAL	Destiny Junior School
184	NSAMBYA CENTRAL	Ebenezer Children's Hope
185	NSAMBYA CENTRAL	Good Will Preparatory School
233	KAMWOKYA 11	Kcc Kamwokya
234	KAMWOKYA 11	Hornisdallen
235	KAMWOKYA 11	Kamwokya Islamic Primary School
236	KISENYI 1	St Athanasius Primary School
237	KISENYI 11	Grace Of The Lord Infant School
238	KISENYI 11	Nakivubo Primary School
239	KISENYI 11	Mengo Noor Primary School
240	KISENYI 11	Hosanna Primary School
241	KISENYI 11	Nakivubo Settlement Primary School
242	KISENYI 11	Tawhid Islamic Primary School
243	KISENYI 111	Central Standard Primary
244	KISENYI 111	Kiti Muslim Primary School
245	KOLOLO 1	Daffodils Primary School

No.	6PARISH/WARD	School Name
199	SALAAMA	Discovery Primary School
200	SALAAMA	Jolly Kids Junior School
201	SALAAMA	Kampala Pupils' Primary School
202	SALAAMA	Makindye Citizen Primary School
203	SALAAMA	Muniira Junior School
204	SALAAMA	Munyonyo Primary School
205	SALAAMA	Munyonyo Parents Primary School
206	SALAAMA	Nakinyuguzi Primary School
207	SALAAMA	St. Ponsiano Kyamula
208	SALAAMA	Ubaidah Islamic Centre
209	SALAAMA	Glory Junior
210	SALAAMA	Kings International Sch
211	SALAAMA	Mirembe Junior School
212	SALAAMA	Otters Den Primary School
213	SALAAMA	Winners Primary School
214	WABIGALO	Bethel Emma Primary School
215	WABIGALO	Ebenezer Primary School
216	WABIGALO	Olympics Parents Primary School
217	WABIGALO	Queen Anna Primary School
218	WABIGALO	Silver Spoon, Kibuli Primary School
219	WABIGALO	Nalinya Bright Future P/S
220	WABIGALO	Wabigalo Day & Boarding
221		
222	BUKESA	Peace Primary School
223	BUKESA	St. Francis Junior Academy
224	BUKESA	Greater Evangelism Primary School
225	BUKESA	Sir Apollo Kagwa Road Primary School
226	BUKESA	Bright Way
227	KAGUGUBE	Bright Junior School
228	KAGUGUBE	Children's Corner School
229	KAMWOKYA 1	Sharp Infants
230	KAMWOKYA 11	Sr. Miriam Duggan Primary School
231	KAMWOKYA 11	Roranick Primary School
232	KAMWOKYA 11	Modern Infant School
279	BWAISE 1	Blessed Child Primary Sch
280	BWAISE 1	Life Care Primary School
281	BWAISE 1	Short Land Academy
282	BWAISE 1	New Bubajwe Primary School
283	BWAISE 2	Abdul Karim Sentamu Islamic
284	BWAISE 2	Aunt Milly Primary School
285	BWAISE 2	Excel Educational Center
286	BWAISE 2	Kazo Parents School
287	BWAISE 2	Liberty Education Center
288	BWAISE 2	Little Stars Primary School
289	BWAISE 2	The Wisdom Primary School
290	BWAISE 2	The Bright Primary School
291	BWAISE 3	Buraq Primary School
292	BWAISE 3	Bwaise Parents Primary School
293	BWAISE 3	Outspan Primary School
294	KANYANYA	Edmond Primary School
295	KANYANYA	Kanyanya Junior Primary School
296	KANYANYA	Kanyanya Primary School
297	KANYANYA	Kasaasa Junior School
298	KANYANYA	Merryland Infant And Primary Sch
299	KANYANYA	Seers Primary School
300	KANYANYA	Special Care Junior School
301	KANYANYA	St. Charles Lwanga Primary School
302	KANYANYA	St. Luke Primary School
303	KANYANYA	Uganda Martyrs Primary School
304	KANYANYA	Ronah Primary School
305	KAWALA-BWAISE	Wonder World Junior School
306	KAWEMPE	Flagden Primary School
307	KAWEMPE	Ttula Primary School
308	KAWEMPE 1	Cilia Junior School
309	KAWEMPE 1	Crescent Primary School
310	KAWEMPE 1	Crown Junior School
311	KAWEMPE 1	Divine Junior School
312	KAWEMPE 1	East African Academy Kawempe
313	KAWEMPE 1	Ebenezer Junior School
314	KAWEMPE 1	Good Time Infant School
315	KAWEMPE 1	Hope Infant School
316	KAWEMPE 1	Jolly Primary School
317	KAWEMPE 1	Kawempe C.O.U. Primary School
318	KAWEMPE 1	Kawempe Decorous Primary Sch
319	KAWEMPE 1	Kawempe Islamic Seminary

47	KABALAGALA	Jack And Jill Primary School
246	KOLOLO 1	East Kololo Primary School
247	KOLOLO 1	Shimoni Demonstration School
248	KOLOLO 11	Summit View Army Primary School
249	KOLOLO 11	Kabojja Junior School
250	KOLOLO 11	Lohana Academy
251	KOLOLO 111	Kampala Junior Academy
252	KOLOLO 111	Kindercare Elementary School
253	KOLOLO111	Kitante Primary School
254	MENGO	Covenant Junior School
255	MENGO	City Parents School
256	MENGO	Faith Primary School
257	MENGO	Kyaggwe Road Primary
258	MENGO	Eaglets P/S
259	MENGO KISENYI	United Apostolic Primary School
260	NAKASERO 11	Sir Apollo Kagwa Nakasero
261	NAKASERO 11	Buganda Road Primary School
262	NAKASERO 111	Bat Valley Primary School
263	NAKASERO 111	Jaffery Primary School
264	NAKASERO 111	Nakasero Primary School
265	OLD KAMPALA	Lohana Primary School
266	OLD KAMPALA	Old Kampala Primary School
267	OLD KAMPALA	Kampala Primary School
268	OLD KAMPALA	Aga Khan Primary School
269		
270		Hope Education Center
271		New Midland Islamic Orphanage Ps
272		Old Mulago Primary School
273		Potters House Primary School
274	KYEBANDO	Kyebando Progressive
275	BWAISE	Spire Junior Primary School
276	BWAISE	Dignity International School
277	BWAISE 1	Aidan Primary School
278	BWAISE 1	Bilal Islamic Primary School
325	KAWEMPE 1	Takuba Primary School
326	KAWEMPE 1	Volcano Primary School
327	KAWEMPE 1	New Ark Primary School
328	KAWEMPE 1	Pic Hill Primary School
329	KAWEMPE 1	Stallions Primary School
330	KAWEMPE 1	Wisdom Primary School
331	KAWEMPE 2	Faiha Primary School
332	KAWEMPE 2	Blessed Parents School
333	KAWEMPE 2	Bright Future Children's Center
334	KAWEMPE 2	Mpererwe Primary School
335	KAWEMPE 2	New Valley Primary School
336	KAWEMPE 2	St. Kizito Primary School
337	KAWEMPE 2	St. Clever Primary School
338	KAWEMPE1	Kawempe Mbogo Primary School
339	KAZO-ANGOLA	Guiding Stars Primary School
340	KAZO-ANGOLA	Holy Family Primary School
341	KAZO-ANGOLA	Kawempe Muslim Primary School
342	KAZO-ANGOLA	Lugoba Parents Primary School
343	KAZO-ANGOLA	Namutebi Nkata Primary School
344	KAZO-ANGOLA	Noble Care Primary School
345	KAZO-ANGOLA	Ridgeway Primary School
346	KAZO-ANGOLA	Kawempe Modern
347	KIKAYA	Kampala Quality Primary School
348	KIKAYA	Kampala Academy
349	KIKAYA	Kisaasi Primary School
350	KIKAYA	St. Angella Primary School
351	KIKAYA	Kingdom Stars Primary School
352	KISAASI	Modern Primary School
353	KOMAMBOGA	First Step Primary School
354	KOMAMBOGA	Sir Apollo Kagwa Primary Sch K
355	KYEBANDO	Bright Children Primary School
356	KYEBANDO	Bright Community Primary School
357	KYEBANDO	Bypass Standard Primary School
358	KYEBANDO	City Quality Primary School
359	KYEBANDO	Cleveland Hill Primary School
360	KYEBANDO	His Grace Primary School
361	KYEBANDO	His Grace Primary School
362	KYEBANDO	Hormisdallen Primary School
363	KYEBANDO	Kampala Model Primary School
364	KYEBANDO	New Omega Primary School
365	KYEBANDO	Serina Primary School
366	KYEBANDO	St. Paul's Kyebando C.O.U Primary S

No.	6PARISH/WARD	School Name
320	KAWEMPE 1	Mbogo Grammar Primary School
321	KAWEMPE 1	Miracle Destiny
322	KAWEMPE 1	New Planet Primary
323	KAWEMPE 1	Parental Care Pre School
324	KAWEMPE 1	Silver Junior School
372	MAKERERE 1	Joy Primary School
373	MAKERERE 1	Makerere Primary School
374	MAKERERE 1	Makerere University Primary School
375	MAKERERE 1	Nsangi Primary School
376	MAKERERE 1	Sunrise Primary School
377	MAKERERE 11	Makerere West Valley
378	MAKERERE 2	Makerere Parents School
379	MAKERERE 3	City Junior Primary School
380	MAKERERE 3	Community Primary School Kalerwe
381	MAKERERE 3	Niyat Primary School
382	MAKERERE 3	The Childcare Primary School
383	MPERERWE	Good Times Primary School
384	MULAGO 2	Good Samaritan Primary School
385	MULAGO 2	Mulago Private Primary School
386	MULAGO 2	Mulago School For The Deaf
387	MULAGO 2	St. Martin Mulago Primary School
388	MULAGO 2	Yudesi Primary School
389	MULAGO 3	Bright Angels
390	MULAGO 3	Goodwin's Primary School
391	MULAGO 3	Immaculate Heart Primary School
392	MULAGO 3	Lower Nsooba Primary School
393	WANDEGEYA	Wandegeya Muslim Primary School
394		
395	BANDA	Bright Future P.S
396	BANDA	Rock Foundation School
397	BANDA	St. Paul Banda
398	BANDA	Victoria Integrated
399	BUGOLOBI	Train Up A Child P.S
400	BUKOTO	Faithful Nurturing Children
401	BUKOTO	Peak Primary School
402	BUKOTO	The Shepherd Infant Destiny
403	BUKOTO 1	Acorns International School
404	BUKOTO 1	Bukoto Community P.S
405	BUKOTO 1	Frobel Kindergarten And P.S
406	BUKOTO 1	Kampala International
407	BUKOTO 1	Kawthara Bukoto School
408	BUKOTO 1	Kisuule P.S
409	BUKOTO 1	Sancta Maria Preparatory School
410	BUKOTO 1	St. Catherine
411	BUKOTO 1	The Ark Christian School
412	BUKOTO 1	Valley View School
413	BUKOTO 11	Bukoto Muslim
414	BUKOTO 11	Frobel Kindergarten And P.S
415	BUKOTO 11	Glorious Bright Future
416	BUKOTO 11	Kalinabiri P.S
417	BUKOTO 11	Kigoowa Infants
464	LUZIRA	Luzira Hill Parents P.S
465	LUZIRA	Murchison Bay
466	LUZIRA	Progressive Junior School
467	LUZIRA	Real Vine P/S
468	LUZIRA PRISONS	Upper Prisons P.S
469	MBUYA	Good Mother P.S
470	MBUYA	New Makerere Hill School
471	MBUYA	Uganda Youth Aid P/S
472	MBUYA 1	African Child 2000
473	MBUYA 1	Bright Junior School
474	MBUYA 1	Happy Days P.S
475	MBUYA 1	Hill Stone P/S
476	MBUYA 1	Kulembera Muslim
477	MBUYA 1	Mbuya Cou
478	MBUYA 1	Mwana P.S
479	MBUYA 1	Side View Education Centre
480	MBUYA 1	St. Balikuddembe P.S
481	MBUYA 11	Tree Shade
482	MUTUNGO	All Saints Junior School
483	MUTUNGO	Amka Classic
484	MUTUNGO	Bishop Cipriano Kihangire
485	MUTUNGO	Blessed P.S
486	MUTUNGO	Calvary Ps
487	MUTUNGO	Clevers Origin Junior School
488	MUTUNGO	Devine Primary School

47	KABALAGALA	Jack And Jill Primary School
367	KYEBANDO	Sunlight Primary School
368	KYEBANDO	Winter Land Primary School
369	KYEBANDO	Edinance School
370	KYEBANDO	All Saints Christian School
371	KYEBANDO	Musa Islamic Center
418	BUKOTO 11	Kigoowa Parents School
419	BUKOTO 11	Kulambiro P.S
420	BUKOTO 11	New Creation Centre
421	BUKOTO 11	New Way Hill
422	BUKOTO 11	Plato Children School
423	BUKOTO 11	St. Francis Ntinda
424	BUKOTO 11	St. Lawrence Kigoowa P.S
425	BUTABIKA	Bbiina Islamic
426	BUTABIKA	Bright Angels Junior School
427	BUTABIKA	Jojana P.S
428	BUTABIKA	Kirombe Infant P.S
429	BUTABIKA	Our Lady Of Lourdes P.S
430	BUTABIKA	Saaba Infant
431	BUTABIKA	St. Barnabas P.S
432	BUTABIKA	St. James Bbina
433	KISAASI	Step By Step Infant
434	KISWA	Kiswa P.S
435	KIWATULE	Aunt Ann Mc
436	KIWATULE	Kiwatule P.S
437	KIWATULE	Kiwatule Parents Preparatory
438	KIWATULE	Rhema Green School
439	KIWATULE	Sanyu Infant School
440	KIWATULE	St. Maria Parents
441	KIWATULE	Tripple H Junior P.S
442	KYAMBOGO	Waterford P.S Banda
443	KYAMBOGO UPPER	Kyambogo P.S
444	KYANJA	Blessing P.S
445	KYANJA	Brain Tree P.S
446	KYANJA	Devine Academy
447	KYANJA	Friends International Christian Academy
448	KYANJA	God's Glory P/ School
449	KYANJA	Jena Foundation
450	KYANJA	Kids World Nursery & Junior Sch
451	KYANJA	King & Queens Infant School
452	KYANJA	Kyanja Junior
453	KYANJA	Kyanja Muslim
454	KYANJA	Kyanja View P/S
455	KYANJA	Pal Junior P.S
456	KYANJA	Perfect P.S Kulambiro
457	KYANJA	Seers P.S
458	KYANJA	Step By Step Infant
459	KYANJA	St. Gertrude N/P.S
460	KYANJA	St. Martin Day And Boarding P.S
461	LUZIRA	Brook Foundation
462	LUZIRA	Happy Hours Infant And P.S
463	LUZIRA	Luzira Cou P.S
519	NAGURU 1	Creative Infants
520	NAGURU 1	Naguru Infants
521	NAGURU 1	New Age P.S
522	NAGURU 11	City Quality School
523	NAGURU 11	Kampala Parents School
524	NAGURU 11	Kito Pioneer
525	NAGURU 11	Lugogo Junior Academy
526	NAGURU 11	Naguru Katali
527	NAGURU 11	Naguru Parents
528	NAGURU 11	Noble Junior
529	NAGURU 11	Police Children Ntinda
530	NAGURU 11	St. Jude P.S Naguru
531	NTINDA	Exodus Primary School
532	NTINDA	Ntinda P.S
533	NTINDA	Uganda School For The Deaf
534	NTINDA	Victorious P.S
535		Lubaga Division
536	BAKULI	Namirembe Infants P.S
537	BAKULI	Spastics Kampala.
538	BAKULI	City Nursery & Primary
539	BAKULI	Namirembe Model School
540	BAKULI	Simeka Junior School
541	BAKULI	Victorious P.S
542	BAKULI	Mengo Junior School
543	BUSEGA	Kcca Busega Community P.S

No.	6PARISH/WARD	School Name
489	MUTUNGO	Elyon P.S
490	MUTUNGO	Genesis P.S Mutungo
491	MUTUNGO	God's Glory Infants School
492	MUTUNGO	Golden Stars P.S
493	MUTUNGO	Half Landon Primary School
494	MUTUNGO	Join Us Education Centre
495	MUTUNGO	Kitintale Madrasatil
496	MUTUNGO	Law And Joy
497	MUTUNGO	Mamita Standard
498	MUTUNGO	Mivule Foundation School
499	MUTUNGO	Motherwell Junior School
500	MUTUNGO	Mutungo Parents
501	MUTUNGO	Mutungo Victory P.S
502	MUTUNGO	Prince Of Peace
503	MUTUNGO	Pride Infant School
504	MUTUNGO	Rev. John Foundation
505	MUTUNGO	Royal Pride Community
506	MUTUNGO	Saudah P.S
507	MUTUNGO	Senteza P.S
508	MUTUNGO	St. Anthony Ps
509	MUTUNGO	St. Mark P.S
510	MUTUNGO	Tender Care
511	MUTUNGO	The Source P.S
512	MUTUNGO	Up Next Kind Ps
513	MUTUNGO	Victorious P.S
514	NAGURU	Delhi Public School International
515	NAGURU	Hill Preparatory
516	NAGURU	Kampala Diplomatic School
517	NAGURU 1	Creative Infants
518	NAGURU 1	Ecole Francaise Les Grands Lacs P.S
574	KABOWA	Brasah Primary School
575	KABOWA	Shine Around P.S
576	KABOWA	Kings P.S
577	KABOWA	Kabalega P.S
578	KABOWA	St. Joseph Pilot Academy
579	KABOWA	Christ The King P.S
580	KABOWA	Living Grace P.S
581	KABOWA	St. Augustine P.S
582	KABOWA	Summer Junior School
583	KABUUSU	Happy Years P.S
584	KASUBI	Kasubi Family P.S
585	KASUBI	Kasubi C.O.U.P.S
586	KASUBI	Uncle Iga Primary Sch.
587	KASUBI	Fratam Junior School
588	KASUBI	Cream Site Primary Sch.
589	KASUBI	Kawaala Junior Stars
590	KASUBI	Alund'entono P.S
591	KASUBI	Al-Shaddai Infant School
592	KASUBI	Dinadona P.S
593	KASUBI	Kawaala Primary Sch.
594	KASUBI	Rita Education Centre
595	KASUBI	Real Primary School
596	KASUBI	Inner Man Primary Sch.
597	KASUBI	Red Stars P.S
598	KASUBI	Kasubi Childrens' Centre
599	KASUBI	Gershison Christian School
600	KASUBI	Namungoona Salaf P.Sch.
601	KASUBI	Good Times Kawaala
602	KASUBI	New Chapter Junior School
603	KASUBI	Kawaala Junior School
604	KASUBI	Kasubi Parents P.S
605	KASUBI	Restoration P.S
606	KASUBI	Kimera Road P.S
607	KAWAALA	Destiny Infants Kawaala
608	KAWAALA	Trinity Family P.S
609	KAWAALA	Monarich P.S
610	KAWAALA	Kasubi Progressive P.S
611	KAWAALA	Kawaala Islamic Academy
612	KITEBI	Prosper Preparatory Sch.
613	KITEBI	New Kitebi Model Sch.
614	KITEBI	African Primary School.
615	LUBAGA	Uganda Martyrs P.S
616	LUBAGA	St. Benedict Nalukolongo
617	LUBAGA	Rubaga Community P.S
618	LUBAGA	Water Ford P.S
619	LUBAGA	Sheehan Standard P.S
620	LUBAGA	Jovic P.S

47	KABALAGALA	Jack And Jill Primary School
544	BUSEGA	Muslim Girls P.S
545	BUSEGA	Mk International Sch.
546	BUSEGA	Busega Preparatory P.S
547	BUSEGA	New Kabale Busega P.S
548	BUSEGA	Vicross P.S
549	BUSEGA	St. Kizito Kiribedda P.S
550	BUSEGA	Sky Mark Busega P.S
551	BUSEGA	Mirembe Kibumbiro P.S
552	BUSEGA	Eaglets Academy P.S
553	BUSEGA	Skyline School Busega
554	BUSEGA	Mt. Carmel P.S
555	BUSEGA	King Fahad Islamic P.S
556	BUSEGA	Crown Primary School
557	BUSEGA	Royal Hope Academy
558	BUSEGA	Busega Primary School
559	BUSEGA	Abc Primary School
560	CHURCH	Queen Of Peace
561	KABOWA	Kabowa C.O.U Primary Sch.
562	KABOWA	Kabowa Hidayat Primary Sch.
563	KABOWA	Moonlight Junior Sch.
564	KABOWA	New Rock Foundation P.S
565	KABOWA	Trinity Primary Sch.
566	KABOWA	Jeholand Junior Sch.
567	KABOWA	Bishop Hannington Memorial P.S
568	KABOWA	St. Peter Claver P.S
569	KABOWA	St. Lawrence Junior Sch.
570	KABOWA	St. John Bosco Junior Day & Boarding.
571	KABOWA	Kabowa Parents P.S
572	KABOWA	Sunrise Infants P.S
573	KABOWA	Kabowa Central P.S
656	LUNGUJJA	Lunguja Model Junior Sch.
657	LUNGUJJA	Twin Care Foundation Sch.
658	LUNGUJJA	Lilly Orphanage P.S
659	LUNGUJJA	Brain Buttons Grammar School
660	MASANAFU	Namungoona Kigobe Pri.Sch.
661	MUTUNDWE	Kitebi Day And Boarding P.S
662	MUTUNDWE	Lubiri Primary School.
663	MUTUNDWE	Mutundwe C.O.U. P.S
664	MUTUNDWE	Destiny Junior Sch.
665	MUTUNDWE	Trinity Love School
666	MUTUNDWE	St. Andrew Primary School
667	MUTUNDWE	Muteesa II Memorial P.S
668	MUTUNDWE	Bright Family School
669	MUTUNDWE	Mutundwe Model School
670	MUTUNDWE	Lady Irene P.S
671	MUTUNDWE	Mustapha Primary Sch.
672	MUTUNDWE	St.Francis C.C P.S
673	MUTUNDWE	St. Mary's Primary School
674	MUTUNDWE	Bright Trust P.S
675	NAJJA . 1	Alpha & Omega Primary Sch.
676	NAJJA . 1	Little Stars Tenderness P.S
677	NAJJA . 1	Kyatererekere P.S
678	NAJJA . 1	St. Jude P.S
679	NAJJA II	Cardinal Nsubuga P.S
680	NAJJA. 11	Najja Bright P.S
681	NAJJA. II	Najanankumbi Ycs
682	NAJJA. II	Mustard Seed P.S
683	NAJJA. II	Achiever's Junior School
684	NAJJA.1	Winston Standard Academy
685	NAJJA.1	Liahona Junior School
686	NAJJA.2	Gracious Primary Sch.
687	NAJJA.II	St. Alex P.S
688	NAKULABYE	Perussiah P.S.
689	NAKULABYE	Good Hope P.S Nabulagala
690	NAKULABYE	Rhema Junior School
691	NAKULABYE	Kasubi Modern Islamic P.S
692	NAKULABYE	Namirembe Parents P.S
693	NAKULABYE	Kisa Primary School
694	NAKULABYE	Our Lady Of Fatima P.S
695	NAMIREMBE	Mengo Primary School
696	NAMIREMBE	Shalom Primary Sch.
697	NAMIREMBE	Namirembe Hill P.S
698	NAMUGOONA	Golden Junior School
699	NATEETE	Nateete Mackay P.S
700	NATEETE	Nateete Muslim P.S
701	NATEETE	Rise And Shine Primary Sch.
702	NATEETE	Nateete Preparatory Sch.

No.	6PARISH/WARD	School Name
621	LUBYA	Namungoona Orthodox
622	LUBYA	St. Joseph Mapeera Memorial P.S
623	LUBYA	Jolly And Lowly Primary Sch.
624	LUBYA	Charity Community Sch.
625	LUBYA	Family Primary Sch.
626	LUBYA	Wisdom P.S
627	LUBYA	Stratheat P.S
628	LUBYA	City View International P.S
629	LUBYA	Sky Light Day Primary Sch.
630	LUBYA	Lubya Community P.S
631	LUBYA	Bright Future P.S
632	LUBYA	Bugolo Junior School
633	LUBYA	Namungoona Parents' Junior
634	LUBYA	Hope Primary Sch.
635	LUBYA	Child Promotion P.S
636	LUBYA	Antioch P.S
637	LUBYA	Quality Primary School
638	LUBYA	Namungoona Orphanage P.S
639	LUBYA	Muweesi Junior School
640	LUBYA	St. James Academy Mixed Primary
641	LUBYA	St. Andrew Kagga P.S
642	LUBYA	Destiny Day Care Nursery& P.S
643	LUBYA	Treasured Kids P.S
644	LUBYA	Red Hamisha P.S
645	LUBYA	Jeje Primary School
646	LUBYA	St. Mary's Masanafu
647	LUBYA	God's Will P.S

47	KABALAGALA	Jack And Jill Primary School
703	NATEETE	Pretty Angels Nursery & Primary
704	NATEETE	Kasana Primary Sch.
705	NATEETE	Mirembe Infants P.S
706	NATEETE	Maxon Junior School
707	NATEETE	Nateete Modern Parents'
708	NATEETE	Nateete Mackay P.S
709	NATEETE C	City Junior School
710	NDEEBA	Ndeeba Junior School.
711	NDEEBA	St. Peter C.O.U. School
712	NDEEBA	Mahan Islamic P.S
713	NDEEBA	Joy Tots Academy
714	NDEEBA	Good Shepherd P.S
715	NDEEBA	Kiro Ndeeba P.S
716	NDEEBA	Lubiri Nabagereka P.S
717	RUBAGA	Red Rock Junior School
718	SEMBULE	Sure Star Pre And Primary Sch.
719	WAKALIGA	Crane Educational Centre
720	WAKALIGA B	Trust God P.S
721	WANKULUKUKU	Africana Junior P.S
648	LUBYA	Rose Pask Primary School
649	LUBYA	Grand Spey P.S
650	LUBYA	Blessed N/P.S
651	LUBYA	Kiddawalime P.S
652	LUNGUJJA	Lunguja Progressive Sch.
653	LUNGUJJA	Grapa Parent's Junior Sch.
654	LUNGUJJA	Glory Education Centre
655	LUNGUJJA	Rock Of Joy Parents P.S

Table A5.1.3 Secondary Schools in KCCA Jurisdiction

No.	PARISH/WARD	School Name
		Makindye Division
1	BUKASA	Muyenga High School
2	BUKASA	Kairos High School
3	BUKASA	Naomi Froese C.O.U High School
4	BUKASA	Siegfried Froese C.O.G
5	BUKASA	St. Mary's High School
6	BUZIGA	Buziga Islamic SS
7	BUZIGA	Katuse Community SSS
8	GGABA	Ggaba Mixed SS
9	GGABA	Maranatha High School
10	GGABA	St. Denis Ggaba
11	GGABA	Maranatha High School
12	GGABA	St. Denis Ss, Ggaba
13	KABALAGALA	St. Jonan Luwum SS
14	KABALAGALA	Tropical High School
15	KANSANGA	Kansanga Secondary School
16	KANSANGA	Kansanga Seed Secondary School
17	KANSANGA	Our Lady Seat Of Wisdom
18	KATWE 1	Katwe Noor SS
19	KATWE II	Apas Secondary School
20	KATWE II	Emirets Secondary School
21	KATWE II	Malcom X Academy
22	KIBULI	Kibuli SSS
23	KIBULI	Green Hill Academy School
24	KIBUYE	Trek High School
25	KIBUYE I	Eastland High School
26	KIBUYE1	Eastland High School
27	KIBUYE1	Midfield SS
28	KIRUDDU SALAAMA	Makindye S.S.S
29	KISUGU	Baba High School
30	KISUGU	Green Star High School
31	KISUGU	Green Star High School
32	KISUGU	Kisugu High School
33	KISUGU	Pride Academy, Kampala
34	LUKULI	Everlight College
35	LUKULI	Makindye Trinity SS
36	LUKULI	Nakinyuguzi High School
37	LUKULI	Stena Hill School
38	LUKULI-KONGE	St. Pius Secondary School
39	LUWAFU	Crested Ss, Luwafu
40	LUWAFU	Royal College Makindye
41	MAKINDYE	Pearl High School, Makindye.
42	MAKINDYE 1	St. Mbuga Vocation
43	MAKINDYE I	Makindye Parents
44	MAKINDYE I	St. Mbuga Vocational SS

No.	PARISH/WARD	School Name
93	KIKAAYA	Highland Secondary Sch
94	KIKAAYA	Kisaasi College School
95	KIKAAYA	Universal High School
96	KYEBANDO	City Side College
97	KYEBANDO	Samson Memorial High Sch
98	KYEBANDO	Gayaza Road Secondary S
99	MAKERERE 2	Caltec Academy Makerere
100	MAKERERE 2	St Margret College
101	MAKERERE 2	Crane Hill School
102	MAKERERE 3	Makerere Modern Sec Sch
103	MULAGO 2	Mulago Secondary Sch
104	MULUKA 1	Makerere College School
		Nakawa Division
105	BUKOTO 1	Acorns International School
106	BUKOTO 1	Bukoto H/S
107	BUKOTO 1	Kampala International School Ug
108	BUKOTO 11	Kalinabiri S.S.
109	BUKOTO 11	Rise And Shine H/S
110	BUKOTO11	Concerted College
111	BUTABIKA	Bbina Islamic Sec Sch
112	KITINTALE	Progressive S.S Kitintale
113	KYAMBOGO	King Solomon College
114	KYAMBOGO	Kyambogo College School
115	KYAMBOGO	Nabisunsa Girl's School
116	KYANJA	Abubaker Swidiq S.S
117	KYANJA	Friends International Christian Academy
118	KYANJA	Kisaasi Muslim S.S
119	KYANJA	Omega College School
120	KYANJA	Pal And Lisa S.S
121	KYANJA	Premier High Sch
122	LUZIRA	Luzira Ss
123	LUZIRA	Rock Hill S.S
124	LUZIRA PRISONS	Upper Prisons Inmate S.S.
125	MBUYA	Mbuya College School
126	MBUYA 1	Uphill College Mbuya
127	MBUYA 11	Amka Classic School
128	MUTUNGO	Bugolobi International H/S
129	MUTUNGO	Bweyogerere H/S Kitintale
130	MUTUNGO	Kitintale Parents S.S.S
131	MUTUNGO	Lake Side College Luzira
132	MUTUNGO	St Mary's S.S.S Mutungo
133	NAGURU	Delhi Public School International
134	NAGURU	Ecole Francaise Les Grandi Lacs
135	NAGURU	Naguru H.S
136	NAKAWA	Crane High

45	MAKINDYE II	Words Worth S.S	137	NAKAWA	Kampala Diplomatic School
46	MUYENGA	Heritage International Secondary School	138	NTINDA	East H.S Ntinda
47	NKEERE ZONE	Eastland High School			Lubaga Division
48	NSAMBYA	St. Joseph Nsambya	139	BUSEGA	New Kabale Busega High S.
49	NSAMBYA CENTRAL	Nsambya Secondary School	140	BUSEGA	Continental Whiteland College
50	NSAMBYA CENTRAL	St. Peters S. S. Nsambya	141	BUSEGA	Star S.S
51	SALAAMA	Khadjah Secondary School	142	BUSEGA	Bright High School
52	SALAMA	Mirembe College School.	143	BUSEGA	St. Joseph's S.S.S
53	SALAMA	St. Catherine's' College, Nakinyuguzi	144	KABOWA	St. Kizito S.S Kabowa
54	WABIGALO	Ebenezer Secondary School	145	KABOWA	Kabowa High S.
			146	KABOWA	Vienna High S.
		Central Division	147	KABOWA	Najja High School
55	BUKESA	Bright Way Hill School	148	KABOWA	Jakayz S.S.S
56	KAGUGUBE	Kampala Citizens College School	149	KABUUSU	St. George High. S
57	KAGUGUBE	Makerere High Way College	150	KASUBI	Strive High
58	KAGUGUBE	Students Centre	151	KASUBI	Our Lady Fatima S.S
59	KAGUGUBE	Ahamadiyya Moslem School	152	KASUBI	Kasubi S.S
60	KAGUGUBE	Aga Khan High Sch	153	KASUBI	Kawaala High School
61	KAKAJO	Makerere Day And Evening Classes	154	KASUBI	Kasubi Parent's S.S
62	KAMWOKYA	St Roberts Intergrated High School	155	KASUBI	New Styles S.S
63	KISENYI 111	Kampala Apostolic Secondary School	156	KASUBI	Gershion Christian S.S
64	KOLOL 1	Kololo S.S	157	KASUBI	Excel Secondary Sch.
65	KOLOLO1	City High School	158	KASUBI	Campus High School
66	KOLOLO11	Kitante Hill SS	159	KASUBI	Central College Kawaala
67	MENGO	Eagles Nest SS	160	KASUBI	Namungoona Parent's S.S
68	MENGO	Kampala High School	161	KAWAALA	Knowledge Centre High Sch.
69	MENGO	St. Luke S.S Mengo	162	KITEBI	Baptist High School
70	MENGO	Nakasero Senior School	163	LUBAGA	St. Edward High S.
71	NAKASERO111	Kololo High School	164	LUBIRI	Lubiri S.S
72	OLD KAMPALA	Kampala S.S	165	LUBYA	Masanafu S.S
73	OLD KAMPALA	Lohana High	166	LUBYA	Masanafu High S.
74	OLD KAMPALA	Old Kampala Sss	167	LUBYA	St. Charles Lwanga High
75		Kawempe Division	168	LUBYA	Chwa li Memorial College
76	BWAISE 1	Bial Islamic Secondary S	169	LUBYA	Light Africa S.S
77	BWAISE 1	Happy Hours Secondary S	170	LUBYA	St. Florence S.S
78	BWAISE 1	Heritage College School	171	LUBYA	Namungoona High School
79	BWAISE 1	Pimbasa Secondary School	172	LUNGUJJA	St. Mary's High School
80	BWAISE 1	Dignity International Sch	173	LUNGUJJA	Alliance Standard Sss.
81	KANYANYA	Frima High School	174	MENGO	Lubiri High School
82	KAWEMPE 1	Gadhafi Intergrated Acad	175	MUTUNDWE	Kitebi S.S.S
83	KAWEMPE 1	Kawempe High School	176	MUTUNDWE	Kitebi Light S.S.S
84	KAWEMPE 1	Mbogo College School	177	MUTUNDWE	City Hill College
85	KAWEMPE 1	Vision High School	178	MUTUNDWE	Uplands High School
86	KAWEMPE 1	Mbogo High School	179	NAJJA. 1	Najjanankumbi Y.C. School
87	KAWEMPE 11	Broad Way SS	180	NAJJA. 1	St. Joseph Centenary S.S
88	KAWEMPE 2	Kawempe Muslims Sec Sch	181	NAJJANANKUMBI.	Winston Standard S.S
89	KAWEMPE 2	Faiha High School	182	NAMIREMBE	Mengo S.S
90	KAZO-ANGOLA	Kawempe Standard School	183	NATEETE	Mackay Memorial College
91	KAZO-ANGOLA	Kingstone High School	184	NATEETE	Nateete Muslim High School
92	KIKAAYA	Global College	185	RUBAGA	Rubaga Girls S.S
			186	RUBAGA	Golden Sec. School

Table A5.1.4 Universities in Kampala

	Name	Location	Ownership	Division
1	St. Augustine International University	Kampala	Private	Central
2	Islamic Call University College	Old Kampala	Private	Central
3	St. Lawrence University	Kampala	Private	Central
4	Kampala University	Kampala	Private	Central
5	Victoria University	Jinja road	Private	Central
6	Makerere University	Makerere	Government	Kawempe
7	Aga Khan University	Makerere	Private	Kawempe
8	Kayiwa International University	Balintuma Road	Private	Lubaga
9	Muteesa I Royal University	Mengo	Private	Lubaga
10	Nkumba University- Kampala Campus	Mengo	Private	Lubaga
11	Team University	Mengo	Private	Lubaga
12	Cavendish University	Nsambya	Private	Makindye
13	Clarke International University	Kisugu	Private	Makindye
14	International University of East Africa	Kansanga	Private	Makindye
15	Kampala International University	Kansanga	Private	Makindye
16	Stafford University	Kisugu	Private	Makindye
17	Virtual University of Uganda	Muyenga	Private	Makindye
18	International Business, Science & Technology (ISBAT) University	Lugogo by pass	Private	Nakawa
19	Kyambogo University	Kyambogo	Government	Nakawa
20	Uganda Technology And Management University (UTAMU)	Kampala	Private	Nakawa

Table A5.1.5 Tertiary Institutions in Kampala

	NAME OF TERTIARY INSTITUTION	LOCATION	OWNERSHIP	DIVISION
1	APTECH Computer Education	Entebbe Rd,	Private	Central
2	BCI-Wrox Academy	Kampala Road	Private	Central
3	Datamine Technical Business School	Bat Valley Crescent	Private	Central
4	East African School of Taxation	Conrad Plaza, Plot 22 Entebbe Road	Private	Central
5	Global Professional Solutions	Colline Hse, Pilkington Rd, Kla	Private	Central
6	Insurance Institute of Uganda	Kampala Road	Private	Central
7	International Institute of Business and Media Studies (IBBMS)	Old Kampala	Private	Central
8	Techno Brian U Ltd	Kampala	Private	Central
9	The College of Professional Development	Jinja road Kampala	Private	Central
10	YMCA Comprehensive Institute	Wandegeya Kampala	Private	Central
11	YWCA Vocational Training Institute	George Street 2108, Kampala	Private	Central
12	Zenith Business College	Nasser Rd, Kampala	Private	Central
13	Universal Institute of Graphics and Technology	Ganesh Plaza, Entebbe Road	Private	Central
14	Indian Institute of Health and Allied science (IIHAS), Kampala	Bombo Road	Private	Central
15	Multitech Business School	Kyaddondo Rd	Private	Central
16	Africa Population Institute	Kyebando Road	Private	Kawempe
17	Glad Tidings Bible College	Makerere Hill Road	Private	Kawempe
18	Global Institute of Information Technology & Business	Haruna Plaza, Bwaise Road	Private	Kawempe
19	Health Tutors College Mulago	Mulago	Private	Kawempe
20	Kampala Evangelical School of Theology	Makerere Hill	Private	Kawempe
21	Makerere Business Institute	Sir Apollo Kagga	Private	Kawempe
22	Makerere Business Training Centre	Kubiri, Bombo Rd	Private	Kawempe
23	Makerere Institute of Social Development	Makerere Hill	Private	Kawempe
24	Makerere Metropolitan	Sir Apollo Kagga road,	Private	Kawempe
25	Uganda Institute of Bankers & Financial Services	Kampala	Private	Kawempe
26	Yesu Akwagala Bible College	Kampala	Private	Kawempe
27	Web Info-Net Institute of Technology (WIN-IT)	Ham Towers, Makerere	Private	Kawempe
28	Meritorious Biz Tech College	Ham Towers, 4 th Floor	Private	Kawempe
29	Hopenet Training Centre	UEB Village, Church Road	Private	Kawempe
30	Buganda Royal Institute of Business & Technical Training Education	Mengo Hill	Private	Lubaga
31	Destiny International Business Institute	Bakuli-Mengo,	Private	Lubaga
32	Institute of Social Work & Community Development	Namirembe –Balintuma Road	Private	Lubaga
33	Kampala International College	Plot 3 Rubaga Rd,	Private	Lubaga
34	Makland Institute of Business & Management	Kampala	Private	Lubaga
35	Medicare Health Professionals College	Balintuma Rd, Kampala	Private	Lubaga
36	Rosa Mystica Business Institute (RMBI)	Nakulabye	Private	Lubaga
37	Uganda Catholic Management and Training Institute	Rubaga	Private	Lubaga
38	UMCAT School of Journalism and Mass Communication	Namirembe-Bakuli	Private	Lubaga
39	Africa Institute of Music	Bukasa, Muyenga	Private	Makindye
40	Axial International College	Tank Hill Rd, Muyenga	Private	Makindye
41	East African Professional Counseling Institute	ngi House, Makindye	Private	Makindye
42	Institute of Hospice and Palliative Care in Africa (IHPCA)	Makindye	Private	Makindye
43	Institute of Petroleum Studies, Kampala	Zimwe Road, Muyenga-Kisugu	Private	Makindye
44	Jimmy Sekasi Institute of Catering	Kabalagala	Private	Makindye
45	Kampala Institute of Vocational Training & Business studies (KIVTBS)	Makindye-Kizungu zone,	Private	Makindye
46	Kampala School of Health Sciences	Seguku, Katala	Private	Makindye
47	Namasuba College of Commerce	Namasuba	Private	Makindye
48	Reformed Theological College	Bunamwaya	Private	Makindye
49	St. Francis Hospital Nsambya Training School	Nsambya	Private	Makindye
50	World Wide Training College	Kampala	Private	Makindye
51	Institute of Advanced Leadership, Uganda	Kabalagala	Private	Makindye
52	Butabika Psychiatric Nursing School	Luzira	Government	Nakawa
53	Butabika School of Psychiatric Clinical Officers	Luzira	Government	Nakawa
54	Al-Mustafa Islamic College	Luthuli Bugolobi	Private	Nakawa
55	Artfield Institute of Design	Katalima Road, Naguru	Private	Nakawa
56	Engineering Management and Innovation Institute (EMI)	Kasokoso Road, Kireka	Private	Nakawa
57	Lijif International American Colleges of Health Sciences	Old Kiira Road, Ministers' Village, Ntinda	Private	Nakawa
58	Luig Guissani Institute of Higher Education	Luzira	Private	Nakawa
59	Management Training and Advisory Centre (MTAC)	Nakawa	Private	Nakawa
60	Skills Resource Centre	Luthuli Rise Bugolobi	Private	Nakawa
61	Universal Virtual Content Academy	Kampala	Private	Nakawa

Table A.5.1.6 Vocational Institutions

Kampala Music School	Nasser Road	Central
Artfield Institute of Design	Bat valley	Central
Axial International College	Haruna Towers	Central
Buganda Royal Institute of Business and Technical Education	HAM Towers	Central
Career institute uganda	Afri Courts	Central
COWA Centenary Vocational Training School	Ganesh Plaza	Central
Datamine Technical Business School	Sir Apollo Kagwa Road	Central
Ernest Cook Ultra Sound Research and Education Institute (ecurei)	Luwum Street	Central
ESLSCA International Business School	Ham Towers	Central
Esom school of music	Kyaddondo Road	Central
Global Institute of Information Technology & Business, Makerere	Buganda Road	Central
Greenbridge School of Open Technologies	Entebbe Road	Central
Hostalite Cyber Academy	Nkrumah Road	Central
Indian Institute of Hardware Technology	Bombo road	Kawempe
Institute of Advanced Leadership	Mulago	Kawempe
Institute of Hospice and Palliative Care in Africa	Rubaga Road	Lubaga
Team Institute of Business Management	Mengo	Lubaga
Uganda Aviation School	Mengo	Lubaga
Uganda Catholic Management and Training Institute	Namirembe	Lubaga
Uganda Hotel and Tourism Training Institute	Mengo	Lubaga
Uganda Institute of Graphics and Technology (UIGT)	Rubaga road	Lubaga
Institute of Petroleum Studies Kampala	Muyenga.	Makindye
International School of Business and Technology	Nsambya	Makindye
Lugogo vocational training institute	Nsambya Gaba Road	Makindye
Maganjo Institute of Career Education	Makindye	Makindye
Makerere metropolitan management institute	Kisugu	Makindye
Makerere University Business School (MUBS)	Mbogo Road Kibuli	Makindye
Media Vision Academy	Namasuba	Makindye
Meritorious Biztech College	Naguru Hill.	Nakawa
Monaco Institute of Business & Computer Science	Impala Avenue	Nakawa
Mulago School of Nursing and Midwifery	Bukoto Kisasi Road	Nakawa
Multitech Business School	Portbell road Luzira	Nakawa
Namasuba College of Commerce	Lugogo	Nakawa
Ntinda Vocational Training Institute	New Port Bell Road	Nakawa
Pan Dental Academy	Ntinda	Nakawa
Sai Pali Institute of Technology & Management (SITM)	Nakawa Jjinja road	Nakawa
Spear Motors Training Centre	Port Bell Road	Nakawa
Impact Chefs Academy Uganda Ltd	Luzira, Portbell Road	Nakawa
Uganda Institute of Information and Communication Technology (UICT)	Portbell Road	Nakawa

Table A5.1.7 Schools for the deaf in Kampala

Name of school	Location	Division	Ownership
Mulago school of the deaf	Mulago	Kawempe	Government
Ntinda school for the deaf	Ntinda	Nakawa	Government

Table A5.1.8: Government Primary and Secondary Schools in Kampala

S/N	School Name	Division		Number of Classrooms	Number of Latrines	Number of Desks	Number of Laboratories	Teacher Accommodation
A	Primary Schools in KCCA							
1	St. Peter's P/S Kanyanya	Kawempe	Total Existing	11	30	180	0	11
			No. in need of rehabilitation	6	30	20	0	4
			No. of new facilities required	10	8	200	2	8
2	St. Joseph Mapeera Memorial P/S	Lubaga	Total Existing	7	16	140	0	4
			No. in need of rehabilitation	7	8	0	0	4
			No. of new facilities required	2	8	35	1	4
3	Mpererwe Primary School	Kawempe	Total Existing	10	40	290	1	7
			No. in need of rehabilitation	3	0	50	0	3
			No. of new facilities required	7	0	70	3	10
4	Namirembe Infants P/S	Lubaga	Total Existing	17	24	240	0	13
			No. in need of rehabilitation	8	24	80	0	13
			No. of new facilities required	4	16	260	1	5
5	St. Pauls Kyebando P/S	Kawempe	Total Existing	11	38	328	0	2
			No. in need of rehabilitation	6	16	6	0	2
			No. of new facilities required	11	8	15	0	20
6	Kisaasi Primary School	Kawempe	Total Existing	15	36	374	0	4
			No. in need of rehabilitation	2	18	120	0	2
			No. of new facilities required	15	30	300	1	10
7	Kawempe Mbogo Muslim P/S	Kawempe	Total Existing	12	42	165	0	14
			No. in need of rehabilitation	6	16	50	0	7
			No. of new facilities required	4	0	135	2	6
8	Kawempe Muslim P/S	Kawempe	Total Existing	14	35	150	0	4
			No. in need of rehabilitation	14	13	66	2	10
			No. of new facilities required	7	13	100	2	10
9	Makerere University P/S	Kawempe	Total Existing	7	6	102	0	7
			No. in need of rehabilitation	0	14	50	0	7
			No. of new facilities required	7	0	140	4	10
10	Murchison Bay P/S	Nakawa	Total Existing	19	24	635	0	4
			No. in need of rehabilitation	10	20	323	0	4
			No. of new facilities required	10	25	250	0	31
11	Kisugu C.O.U P/S	Makindye	Total Existing	14	12	206	0	5
			No. in need of rehabilitation	14	0	94	0	4
			No. of new facilities required	4	28	127	0	16
12	Makerere Primary School	Kawempe	Total Existing	13	18	163	0	10
			No. in need of rehabilitation	13	2	48	0	10
			No. of new facilities required	0	12	33	0	8
13	Ttula Primary School	Kawempe	Total Existing	7	27	100	0	4
			No. in need of rehabilitation	4	6	12	0	4
			No. of new facilities required	2	0	60	1	4
14	St. Mbaaga Tuzinde Kiwatule P/S	Nakawa	Total Existing	7	24	195	0	5

S/N	School Name	Division		Number of Classrooms	Number of Latrines	Number of Desks	Number of Laboratories	Teacher Accommodation
			No. in need of rehabilitation	5	9	40	0	0
			No. of new facilities required	4	0	0	0	4
15	Old Kampala P/S	Central	Total Existing	14	21	307	0	10
			No. in need of rehabilitation	10	0	0	0	10
			No. of new facilities required	7	7	93	2	10
16	Uganda Martyrs' P/S Lubaga	Lubaga	Total Existing	14	21	389	0	7
			No. in need of rehabilitation	0	0	0	0	7
			No. of new facilities required	8	26	0	0	9
17	Namungoona Orthodox P/S	Lubaga	Total Existing	7	16	135	0	6
			No. in need of rehabilitation	5	8	35	0	4
			No. of new facilities required	7	16	65	1	10
18	KCCA Busega Community P/S	Lubaga	Total Existing	7	15	181	0	3
			No. in need of rehabilitation	5	10	50	0	3
			No. of new facilities required	7	5	50	0	7
19	Kiswa Primary School	Nakawa	Total Existing	20	44	375	0	11
			No. in need of rehabilitation	8	8	40	0	11
			No. of new facilities required	16	22	175	2	22
20	Kawempe C.O.U Primary School	Kawempe	Total Existing	7	20	136	0	10
			No. in need of rehabilitation	6	7	60	0	4
			No. of new facilities required	0	0	40	1	4
21	Ntinda Primary School	Nakawa	Total Existing	7	18	140	0	1
			No. in need of rehabilitation	3	0	0	0	1
			No. of new facilities required	19	0	398	1	9
22	St. James Bbiina Primary School	Nakawa	Total Existing	18	32	424	0	21
			No. in need of rehabilitation	9	32	33	0	1
			No. of new facilities required	12	8	100	0	20
23	Nakasero Primary School	Central	Total Existing	32	56	650	1	21
			No. in need of rehabilitation	11	32	156	1	8
			No. of new facilities required	11	65	417	2	23
24	Kitante Primary School	Central	Total Existing	18	39	850	0	18
			No. in need of rehabilitation	18	39	0	0	7
			No. of new facilities required	18	20	284	0	47
25	St. Joseph Girls P/S Nsambya	Makindye	Total Existing	14	12	100	0	20
			No. in need of rehabilitation	7	12	10	0	12
			No. of new facilities required	4	12	100	1	14
26	St. Peters P/S Nsambya	Makindye	Total Existing	33	82	1004	0	24
			No. in need of rehabilitation	6	0	0	0	7
			No. of new facilities required	5	20	125	0	47
27	St. Paul Ggaba Demonstration P/S	Makindye	Total Existing	14	8	179	0	5
			No. in need of rehabilitation	10	2	124	0	5
			No. of new facilities required	4	6	120	1	12
28	Kibuli Demonstration P/S	Makindye	Total Existing	18	32	221	0	13

S/N	School Name	Division		Number of Classrooms	Number of Latrines	Number of Desks	Number of Laboratories	Teacher Accommodation
			No. in need of rehabilitation	12	32	100	0	9
			No. of new facilities required	4	24	109	1	32
29	Munyonyo C.O.U Primary School	Makindye	Total Existing	8	23	102	0	6
			No. in need of rehabilitation	8	10	30	0	4
			No. of new facilities required	4	0	40	0	5
30	Kansanga Primary School	Makindye	Total Existing	15	16	314	0	10
			No. in need of rehabilitation	7	0	50	0	7
			No. of new facilities required	3	14	70	0	10
31	Military Police Primary School	Makindye	Total Existing	12	13	173	0	0
			No. in need of rehabilitation	4	13	50	0	0
			No. of new facilities required	4	15	100	0	15
32	Bukasa Primary School	Makindye	Total Existing	8	12	181	0	0
			No. in need of rehabilitation	3	4	7	0	0
			No. of new facilities required	4	4	27	0	14
33	Katwe Primary School	Makindye	Total Existing	9	38	208	1	11
			No. in need of rehabilitation	4	8	50	1	11
			No. of new facilities required	6	0	0	4	8
34	St. Paul P/S Nsambya	Makindye	Total Existing	8	16	217	0	0
			No. in need of rehabilitation	8	0	0	0	0
			No. of new facilities required	6	0	0	1	8
35	Kibuye C.O.U Primary School	Makindye	Total Existing	12	19	251	0	9
			No. in need of rehabilitation	6	2	50	0	9
			No. of new facilities required	10	10	100	0	8
36	Police Children School	Makindye	Total Existing	20	24	435	0	18
			No. in need of rehabilitation	20	12	210	0	10
			No. of new facilities required	10	22	135	0	18
37	KCCA Mirembe Primary School	Makindye	Total Existing	10	18	180	0	8
			No. in need of rehabilitation	10	8	30	3	8
			No. of new facilities required	6	10	50	3	6
38	Katwe Martyrs Primary School	Makindye	Total Existing	4	8	95	0	6
			No. in need of rehabilitation	4	8	25	0	0
			No. of new facilities required	6	16	100	1	9
39	Railway Children Primary School	Makindye	Total Existing	16	24	329	0	0
			No. in need of rehabilitation	16	16	150	0	0
			No. of new facilities required	3	8	100	1	10
40	St. Ponsiano Kyamula P/S	Makindye	Total Existing	17	21	375	0	5
			No. in need of rehabilitation	2	9	200	0	4
			No. of new facilities required	18	10	500	0	17
41	Kitebi Day & Boarding P/S	Lubaga	Total Existing	19	17	501	0	11
			No. in need of rehabilitation	19	0	100	0	11
			No. of new facilities required	8	25	250	3	18
42	Mulago Sch. for the Deaf P/S	Kawempe	Total Existing	8	24	20	0	0

S/N	School Name	Division		Number of Classrooms	Number of Latrines	Number of Desks	Number of Laboratories	Teacher Accommodation
			No. in need of rehabilitation	4	8	20	0	0
			No. of new facilities required	1	8	20	1	10
43	Mbuya C.O.U Primary School	Nakawa	Total Existing	12	26	210	0	0
			No. in need of rehabilitation	9	24	40	0	0
			No. of new facilities required	5	0	150	0	20
44	Nateete Muslim Primary School	Lubaga	Total Existing	9	24	170	0	6
			No. in need of rehabilitation	9	16	33	0	6
			No. of new facilities required	6	0	50	2	9
45	Bbiina Islamic Primary School	Nakawa	Total Existing	7	8	135	0	12
			No. in need of rehabilitation	7	8	20	0	10
			No. of new facilities required	2	8	30	0	0
46	Wandegeya Muslim P/S	Kawempe	Total Existing	8	6	96	0	4
			No. in need of rehabilitation	4	4	12	0	4
			No. of new facilities required	0	0	0	0	0
47	St. Martin Mulago P/S	Kawempe	Total Existing	14	19	220	0	1
			No. in need of rehabilitation	14	19	28	0	1
			No. of new facilities required	4	0	340	1	4
48	Mutundwe C.O.U P/S	Lubaga	Total Existing	7	6	175	0	4
			No. in need of rehabilitation	7	6	20	0	7
			No. of new facilities required	7	12	70	1	7
49	Kalinaabiri Primary School	Nakawa	Total Existing	12	22	253	0	9
			No. in need of rehabilitation	12	10	87	2	9
			No. of new facilities required	6	4	100	1	10
50	St. Jude Primary School Naguru	Nakawa	Total Existing	17	8	355	0	0
			No. in need of rehabilitation	17	8	109	0	18
			No. of new facilities required	0	0	70	1	18
51	Naguru Katali Primary School	Nakawa	Total Existing	15	20	207	0	8
			No. in need of rehabilitation	15	4	100	0	4
			No. of new facilities required	0	6	43	0	4
52	Kyanja Muslim Primary School	Nakawa	Total Existing	7	8	105	0	4
			No. in need of rehabilitation	1	0	0	0	0
			No. of new facilities required	0	3	45	1	6
53	Kyambogo Primary School	Nakawa	Total Existing	10	38	134	0	15
			No. in need of rehabilitation	9	12	30	0	0
			No. of new facilities required	10	10	200	1	6
54	Luzira C.O.U Primary School	Nakawa	Total Existing	16	40	376	0	17
			No. in need of rehabilitation	13	9	72	1	11
			No. of new facilities required	5	0	28	1	10
55	St. Paul Banda Primary School	Nakawa	Total Existing	8	16	99	0	8
			No. in need of rehabilitation	8	0	11	0	4
			No. of new facilities required	3	16	36	1	4
56	St. Lawrence Kigoowa P/S	Nakawa	Total Existing	8	8	108	0	4

S/N	School Name	Division		Number of Classrooms	Number of Latrines	Number of Desks	Number of Laboratories	Teacher Accommodation
			No. in need of rehabilitation	8	16	70	0	8
			No. of new facilities required	1	8	100	2	8
57	Police Children School Ntinda	Nakawa	Total Existing	9	16	120	0	6
			No. in need of rehabilitation	2	16	18	0	6
			No. of new facilities required	8	4	48	1	12
58	Uganda School for the Deaf Ntinda	Nakawa	Total Existing	14	12	71	0	11
			No. in need of rehabilitation	14	16	71	0	11
			No. of new facilities required	4	16	140	1	8
59	Bukoto Muslim Primary School	Nakawa	Total Existing	13	8	150	0	4
			No. in need of rehabilitation	8	0	30	0	4
			No. of new facilities required	0	4	50	1	5
60	Mengo Primary School	Lubaga	Total Existing	14	30	311	0	16
			No. in need of rehabilitation	14	16	75	0	16
			No. of new facilities required	7	10	80	1	9
61	Kasubi Family Primary School	Lubaga	Total Existing	12	20	211	0	6
			No. in need of rehabilitation	5	20	55	0	6
			No. of new facilities required	7	16	100	0	12
62	Summit View Primary School	Central	Total Existing	10	8	150	0	0
			No. in need of rehabilitation	6	2	10	0	0
			No. of new facilities required	6	8	30	0	8
63	Nakivubo Settlement P/S	Central	Total Existing	11	22	150	0	7
			No. in need of rehabilitation	8	50	0	0	7
			No. of new facilities required	2	50	0	0	8
64	Shimoni Demonstration P/S	Central	Total Existing	13	20	161	0	0
			No. in need of rehabilitation	0	5	23	0	0
			No. of new facilities required	3	0	18	0	8
65	Kyaggwe Road Primary School	Central	Total Existing	7	13	101	0	0
			No. in need of rehabilitation	0	0	10	0	0
			No. of new facilities required	3	0	50	0	8
66	Bat Valley Primary School	Central	Total Existing	23	28	221	0	0
			No. in need of rehabilitation	23	28	0	0	0
			No. of new facilities required	0	0	100	2	20
67	East Kololo Primary School	Central	Total Existing	20	18	110	0	12
			No. in need of rehabilitation	10	5	20	0	11
			No. of new facilities required	0	0	100	2	0
68	Buganda Road Primary School	Central	Total Existing	30	55	809	0	16
			No. in need of rehabilitation	1	8	30	0	16
			No. of new facilities required	18	8	486	0	31
69	Kampala Primary School	Central	Total Existing	7	8	64	0	0
			No. in need of rehabilitation	7	8	20	0	0
			No. of new facilities required	3	8	50	1	7
70	Nakivubo Primary School	Central	Total Existing	14	10	260	0	17

S/N	School Name	Division		Number of Classrooms	Number of Latrines	Number of Desks	Number of Laboratories	Teacher Accommodation
			No. in need of rehabilitation	6	24	117	0	6
			No. of new facilities required	6	24	143	0	5
71	KCCA Kamwokya Primary School	Central	Total Existing	24	29	453	0	11
			No. in need of rehabilitation	19	29	86	0	11
			No. of new facilities required	16	13	126	0	20
72	Kabowa C.O.U Primary School	Lubaga	Total Existing	9	23	202	0	4
			No. in need of rehabilitation	9	7	21	0	0
			No. of new facilities required	2	7	30	1	8
73	Muslim Girls Primary School	Lubaga	Total Existing	7	13	68	0	3
			No. in need of rehabilitation	7	10	50	0	3
			No. of new facilities required	6	6	90	1	7
74	Kasubi C.O.U Primary School	Lubaga	Total Existing	14	30	285	0	5
			No. in need of rehabilitation	7	10	30	0	5
			No. of new facilities required	8	0	115	0	17
75	Queen of Peace Primary School	Lubaga	Total Existing	19	25	25	2	15
			No. in need of rehabilitation	4	15	41	0	0
			No. of new facilities required	0	0	25	0	0
76	Mackay Memorial P/S Nateete	Lubaga	Total Existing	14	16	252	0	12
			No. in need of rehabilitation	14	16	20	0	12
			No. of new facilities required	0	16	20	1	13
77	Kampala Sch. For Physically Handicapped	Lubaga	Total Existing	6	10	156	0	8
			No. in need of rehabilitation	3	4	0	0	4
			No. of new facilities required	4	3	70	5	12
78	Lubiri Primary School	Lubaga	Total Existing	8	16	149	0	0
			No. in need of rehabilitation	8	16	10	0	0
			No. of new facilities required	4	18	30	2	10
79	Namungoona Kigobe Primary School	Lubaga	Total Existing	7	16	183	0	4
			No. in need of rehabilitation	0	2	10	0	0
			No. of new facilities required	7	7	90	0	7
	Total			2100	3461	31509	89	1933
B	Secondary Schools in KCCA							
1	Luzira Secondary School	Nakawa	Total Existing	24	12	1000	3	0
			No. in need of rehabilitation	4	0	100	2	0
			No. of new facilities required	24	12	1000	3	0
2	City High School	Central	Total Existing	18	25	390	3	0
			No. in need of rehabilitation	8	0	100	3	0
			No. of new facilities required	10	10	110	3	20
3	Lubiri Secondary School	Lubaga	Total Existing	56	40	650	9	24
			No. in need of rehabilitation	28	0	100	0	4
			No. of new facilities required	12	24	1000	3	20
4	St. Peters SS Nsambya	Makindye	Total Existing	27	34	200	5	0

S/N	School Name	Division		Number of Classrooms	Number of Latrines	Number of Desks	Number of Laboratories	Teacher Accommodation
			No. in need of rehabilitation	8	16	30	3	0
			No. of new facilities required	16	16	50	3	20
5	Kibuli Secondary School	Makindye	Total Existing	21	22	483	7	45
			No. in need of rehabilitation	14	20	206	7	40
			No. of new facilities required	27	54	323	7	85
6	Kansanga Seed Sec. School	Makindye	Total Existing	16	20	650	2	4
			No. in need of rehabilitation	7	0	100	0	0
			No. of new facilities required	15	20	950	4	56
7	St. Denis Ssebuggwawo SS Ggaba	Makindye	Total Existing	13	12	317	1	0
			No. in need of rehabilitation	11	12	35	0	0
			No. of new facilities required	12	10	165	5	10
8	Nateete Muslim High School	Lubaga	Total Existing	11	23	414	1	0
			No. in need of rehabilitation	6	6	0	0	0
			No. of new facilities required	10	0	125	3	46
9	Old Kampala Secondary School	Central	Total Existing	35	64	690	10	28
			No. in need of rehabilitation	6	0	108	10	122
			No. of new facilities required	2	14	50	4	28
10	Kitebi Secondary School	Lubaga	Total Existing	34	32	615	5	0
			No. in need of rehabilitation	15	24	203	1	0
			No. of new facilities required	15	16	316	4	30
11	Upper Prison Inmates' SS Luzira	Nakawa	Total Existing	6	3	148	2	0
			No. in need of rehabilitation	6	0	0	1	0
			No. of new facilities required	12	3	30	3	20
12	Kololo Secondary School	Central	Total Existing	40	31	1550	8	17
			No. in need of rehabilitation	28	20	240	4	17
			No. of new facilities required	20	100	120	3	160
13	Makerere College School	Kawempe	Total Existing	35	10	500	13	15
			No. in need of rehabilitation	30	0	500	0	10
			No. of new facilities required	2	20	900	17	100
14	Kyambogo College School	Nakawa	Total Existing	30	26	580	10	14
			No. in need of rehabilitation	30	26	300	10	14
			No. of new facilities required	4	24	300	1	16
15	Mackay Memorial College Nateete	Lubaga	Total Existing	22	32	364	5	7
			No. in need of rehabilitation	14	10	182	4	0
			No. of new facilities required	18	18	156	3	24
16	Kalinaabiri Secondary School	Nakawa	Total Existing	15	16	479	1	4
			No. in need of rehabilitation	0	8	0	0	0
			No. of new facilities required	12	12	130	1	40
17	Kololo High School	Central	Total Existing	29	23	572	2	0
			No. in need of rehabilitation	24	0	82	1	0
			No. of new facilities required	10	4	120	4	4
18	Kawempe Muslim Sec. School	Kawempe	Total Existing	21	84	735	6	6

S/N	School Name	Division		Number of Classrooms	Number of Latrines	Number of Desks	Number of Laboratories	Teacher Accommodation
			No. in need of rehabilitation	0	0	0	0	0
			No. of new facilities required	10	12	350	4	60
19	Kitante Hill School	Central	Total Existing	24	32	667	4	28
			No. in need of rehabilitation	6	0	105	2	28
			No. of new facilities required	12	4	300	4	50
20	Nabisunsa Girls School	Nakawa	Total Existing	26	70	600	8	30
			No. in need of rehabilitation	10	20	20	6	20
			No. of new facilities required	24	30	200	6	40
21	Kampala High School	Central	Total Existing	20	51	470	2	0
			No. in need of rehabilitation	0	0	0	0	0
			No. of new facilities required	0	0	200	2	10
22	Mengo Senior School	Lubaga	Total Existing	52	125	1621	7	20
			No. in need of rehabilitation	8	9	20	5	3
			No. of new facilities required	16	34	809	4	217
	Total			1121	1395	23830	264	1556

Source: Directorate of Education and Social Services-KCCA, 2019

A5.2 Sports Facilities

Table A5.2.1 The Number of Sports Facilities in Kampala by Division

CENTRAL DIVISION			
No.	Name of Playground	Ownership	Status
1.	Nakivubo P/S	Government	-It has a medium, sized field with metallic goal posts. -The ground is bear. -Its poorly drained -There is a netball field with moveable goal posts.
2.	Bat Valley P/S	Government	-Medium size play ground with mobile goal posts. -The ground is bear -They have a netball field.
3.	Nakasero P/S	Government	-Medium size playground with temporary goal posts. -The ground is bear -It is not enclosed in a perimeter wall
4.	Kamwokya P/S	Government	-Medium size field with metallic goal posts -The ground is bear
5.	Kitante P/S	Government	-Medium Size Field with metallic goal posts. -The ground is bear -They have a netball field.
6.	Buganda Road P/S	Government	-They have a playground -The ground is bear -It is in a temporary enclosure
7.	East Kololo P/S	Government	-Medium sized field with metallic goal posts --Not enclosed - ground is bear
8.	Old Kampala P/S	Government	-Medium field but not leveled
9.	City Parents P/S	Private	-They are establishing a playground but the size is not appropriate
10.	Tawhid Islamic P/S	Private	-They have a space for the field but not recognized.
11.	Nakivubo Settlement P/S	Government	-A small place exists. -It is poorly drained.
12.	Aghakan school	Private	-Well maintained
13.	Nakivubo stadium	Government	
KAWEMPE DIVISION			
No.	Name of Playground	Ownership	Status
1	Kawempe Muslim P/S	Community/Government	-The playground is bare - -The playground is not levelled -The field is under threat from encroachers -The field needs fencing and opening up drainage channels
2	Kawempe Muslim SS	Community/Government	- In a fair state
3	Kawempe Mbogo Muslim P/S	Government/Public	-The playground is bare -The field is not fenced
4	Kanyanya Express Field	Community field	-Lacks sanitation facilities -Needs fencing -Requires opening drainage channels
5	Mulago Paramedical Field	Government/Public	-Playground is in a very poor state -The playground is very bare -Needs fencing
6	Kisaasi Primary School field	Government/Public	-Needs grading and levelling
7	St Peters Kanyanya field	Government/Public	-The field is very narrow and needs widening -Needs grading and levelling -The field also needs paving of the sides which are uneven
8	Mpererwe Primary School field	Community/Government	-The School has done partial rehabilitation of the field by planting grass -It needs further levelling and completing the greening
9	Kawempe C/U Primary School field	Community/Government	-The playground is bare -the playground has been damaged by soil erosion -Needs renovation
LUBAGA DIVISION			
No.	Name of Playground	Ownership	Status
1.	Mengo p/s		-It is a large field with metallic goal posts. -Part of the ground is bare. -There is also a netball field with movable grounds.
2.	KCCA Busega community P/S	Government	-it is a large playground with mobile goal posts -Part of the ground is bare. -They have a netball field.
3.	Kitebi P/S		-Medium size playground with temporary. -The ground is bare. -It is not enclosed in a run perimeter wall.
4.	Kabowa p/s		-Medium size with metallic goal posts. -The ground is bare
5.	Kasubi COU P/S		-Medium Size Field with Metallic Goal Posts. -The ground is bare. -They also have a netball field.
6.	Uganda martyrs P/S		-They have playground. -The ground is bare.
7.	Namungona kigobe P/S		-Medium Size Field with metallic goal posts. -Not Enclosed. -The Ground Is Bare -The field is being encroached on by the community.
8.	wankulukuku stadium		-It is a standard field -It is enclosed in a perimeter -Well maintained.
9.	Wankulukuku community ground		
MAKINDYE DIVISION			
No.	Name of Playground	Ownership	Status
1.	St. Denis Ssebugwawo (Ggaba)	School	-Small Field -Few Trees -Has Goal Posts.
2.	St. Peters SS Nsambya	School	-Has Goal Posts -Has Trees -It Is Big
3.	St. Joseph Girls SS Nsambya	School	-It Has a small Pavilion -Has Goal Posts.
4.	Kibuli SS	School	-Fenced -Has Goal Posts -Well Fenced -Has Running Water
5.	St Jonan Luwum	School	-Has Pavilion -Has Goal Posts -Has Toilets -Has Bare Ground
6.	Buziga Islamic SS	School	-No Pavilion -Has No Grass -Well Fenced -Has Goal Posts -Has Trees.
7.	Katwe Market	Kabaka	-No Pavilion -It Is Bare -It Is Floody -No Trees -Not Fenced -Has Goal Posts -Has Access Road -Has No Toilets -No Running Water -No Washrooms -No Urinals.
8.	Officers Mess	Kabaka	-Is Bare -Has No Toilets -No Fence -Few Shade Trees -Has Access Roads -Has Goal Posts -Has No Washrooms -Has No Urinals -Has No Pavilion
9.	Lukuli Kirombe	Kabaka	-Has Goal Posts -No Fence -No Toilets -No Urinals

10.	Nsambya Gogonya	Catholic Church	-No Pavilion -No Access Road -No Running Water -Partly Bare--No Toilets-No Urinals-No Washrooms -Has Access Road-Has Trees -No Pavilion -Has Goal Posts.
11.	Kibuli Police School	school	-Partially fenced-Few trees -Partially bare -Has goal posts -No pavilion -No toilets -No urinals -No wash rooms
12.	Ggaba Dem School	PTC	-Has toilet -Has grass -Has goal posts -No pavilion
13.	Munyonyo C/U P/S	School	-Partially Bare -Not Fenced -No Trees -Goal Posts -No Pavilion
14.	St Joseph Girls P/S	School	-Has Grass -Well Fenced -Few Trees
15.	St Peters P/S	School	-Has No Pavilion -Has Grass -Has Some Trees -Well Fenced Ground.
16.	Kansanga KCCA P/S	School	-No Trees -No Urinals -No Toilets -No Washrooms -No Running Water
17.	Kisugu C/U P/S	School	-few trees -Partially green -No pavilion -No toilets -No urinals -Has goal posts -No washrooms.
18.	Villa Park		
Nakawa Division			
No.	Name of Playground	Ownership	Status
1.	Kyambogo University	Government / Public	In Good Condition
2.	Kyambogo Primary School	Government/ Public	Bare Ground and Needs Fencing
3.	Murchison Bay (2 Grounds)	Prison/ Government	In Good Condition
4.	Butabika P/S	Butabika Hospital	Being Encroached By Public
5.	Kiswa Primary School	Government/ Public	Too Small.
6.	Bbina Islamic Primary School	Government/ Public	Needs Upgrading; Planting Grass And Levelling
7.	Ntinda Primary School	Government/ Public	Needs Upgrading; Planting Grass And Levelling
8.	St. Lawrence Kigoowa	Government/ Public	Needs Upgrading; Planting Grass And Levelling
9.	Naguru Katali	Government/ Public	Needs Upgrading; Planting Grass And Levelling
10.	St. Jude Primary School	Catholic Church	Needs Upgrading; Planting Grass And Levelling
11.	School For The Deaf	Government/ Public	Too Small
12.	Police Children Ntinda	Government/ Public	Needs Upgrading; Planting Grass And Levelling
13.	Kyanja Muslim Primary School	Government/ Public	Too Small
14.	St. Paul Banda Primary School	Government/ Public	Needs Upgrading; Planting Grass And Levelling
15.	Kyanja Junior	Private	Needs Improvement, Planting Grass
16.	Mirambo Kitintale	Public	Needs Upgrading; Planting Grass And Levelling / Fencing
17.	Lugogo	Kcca fc	Good Condition
18.	Luzira S.S		Good Condition
19.	St Kizito Bugolobi	Private School	Needs Improvement
20.	Bishop Cyprian And Secondary School	2 Private Play Grounds	Good Condition
22.	Green Valley	Private School	Good Condition
23.	East High	Private School	Good Condition
24.	Margret Grant Mutungo	Private School	Good Condition
25.	Kisaasi Muslim S.S	Private School	Good Condition
26.	GEMS Cambridge School	Private	Good
27.	Lugogo indoor/cricket oval		
28.	Kyandondo		
29.	Legends		
30.	MUBS		
31.	Kamwokya/Bukoto grounds		
32.	Hockey stadium-lugogo		
33.	Tennis courts		
34.	Volleyball courts		
35.	Cricket ground		
36.	Golf course kitante		

Table A5.2.2 Licensed and Gazetted Places of Worship

	NO.	Name of Church		NO.	Name of Church
1	CH002457	The Church Of Jesus Christ Of Latter- Day Saints, Kabowa	80	CH001552	Good Shepherd Mission- Kalerwe
2	CH001531	Africa Gospel Church- Kisugu	81	CH001611	Gospel Centre, Kawaala
3	CH001659	Agape Baptist Church- Ntinda	82	CH002492	Grace Christian Centre
4	CH001593	Agape Outreach Ministries- Makerere	83	CH002464	Grace Church Kansanga
5	CH002463	Ambassadors Of Encouragement Church- Komamboga	84	CH002481	Iam Ministries International
6	CH001561	Anointed Church Of Jesus Christ - Kitintale	85	CH001570	Irresglory Of Christ Ministries- Mpererwe
7	CH002363	Bible Standard Church -Kampala	86	CH001571	Irresistable Grace Ministries- Mpererwe
8	CH001610	Bukoto Evangelical Church- Bukoto	87	CH001600	Kampala Baptist Church- Nakulabye
9	CH001606	Bwaise Pentecostal Church- Bwaise	88	CH001557	Kampala Bible Revelation Centre- Makerere
10	CH001619	Calvary Foundation Ministries- Kitintale, Luzira	89	CH002439	Kampala Evangelical Free Church
11	CH002417	Christian Life Ministries- Kawempe	90	CH002370	Kampala International Christian Centre
12	CH001572	Christian Living Water Ministries- Kyadondo	91	CH001628	Kansanga Miracle Centre Church- Kansanga
13	CH001592	Christian Missionary Fellowship- Mengo	92	CH001014	Katale Full Gospel Church At Katale
14	CH002540	Christianity Focus Centre	93	CH001543	Kibuli Christian Temple- Kibuli
15	CH001587	Church Of Jesus Christ Of Latter Day Saints - Nsambya	94	CH002342	Kirombe Chrixtian Fellowship Church
16	CH001583	Church Of Jesus Christ Of Latter Day Saints- Kabowa	95	CH002418	Kitintale Christian Fellowship Church- Kampala
17	CH001585	Church Of Jesus Christ Of Latter Day Saints- Makindye	96	CH001621	Liberty Ministries Internationa l- Lugala
18	CH001584	Church Of Jesus Christ Of Latter Day Saints- Mengo	97	CH001542	Life Ministries Christian Centre - Namuwongo
19	CH001588	Church Of Jesus Christ Of Latter Day Saints- Ntinda	98	CH002378	Life Victory Churhc Nateete
20	CH001602	Conerstone Healing Centre- Old Kampala PS	99	CH002352	Love Works Salaama Worship Centre
21	CH002451	Deliverance Church Kololo	100	CH002499	Lugala Christian Outreach
22	CH001638	Deliverance Church Makerere Hill	101	CH001644	Luzira Full Gospel Church
23	CH001625	Deliverance Church- Katwe, Nsambya	102	CH001013	Makerere Full Gospel Church At Makerere Hill Rd
24	CH001506	Eden Revival Church- Wandegaya	103	CH001609	Mbuya Pentecostal Church - Mbuya
25	CH002350	Exodus Christian Church	104	CH001450	Mengo Presbyterian Church
26	CH002351	Fountain Of Life Church- Najjanankumbi	105	CH002436	Mountain Of Fire And Miracle Ministries
27	CH001634	Ggaba Community Church- Ggaba	106	CH002348	Mutundwe Christian Fellowship
28	CH001646	Glorious Church Of Christ Ministries, Makindye	107	CH001635	Voice Of Salvation And Healing Church- Namuwongo
29	CH001568	Glory Of Christ Ministries (Gcm)- Kasubi	108	CH002355	Word Of God Redeemed- Kawempe
59	CH001455	Namirembe Christian Fellowship Church- Namirembe	109	CH001528	World Mission Agency Trust/Winners' Chapel Int.
60	CH001565	New Apostolic Church- Mengo	110	CH001635	Voice Of Salvation And Healing Church, Namuwongo
61	CH001548	New Kabowa Redeemed Church Of Christ- Kabowa	111	CH001567	Glory Of Christ Ministries (Gcm)- Kyadondo
62	CH002549	New Testament Pentecostal Mission	112	CH002429	Go International Foundation
63	CH001535	Nyanama Church Of The Nazarene- Nyanama	113	CH001604	The Redeemed Church- Makerere
64	CH002438	Open Bible Standard Church- Kampala	114	CH002535	The Salvation Army , Nakawa
65	CH001595	Pentecostal Church Ltd- Bombo Road (Watoto Central)	115	CH002526	Uganda Vision Church
66	CH001594	Pentecostal Church Ltd- Kisaasi- (Watoto North)	116	CH002394	United Christian Centre Ltd Makerere
67	CH002547	Phaneroo Ministries International	117	CH001464	Victory Christian Centre- Ndeeba
68	CH001560	Potter's House Christian Fellowship Church- Kamwokya	118	CH002364	Victory Covenant Church- Namugoona
69	CH002349	Praise Cathedral- Ntinda Kigoowa	119	CH001608	Victory Living Word Church- Kawempe
70	CH001599	Prayer Palace Christian Centre- Kibuye, Juuko Zone	120	CH002469	The Amen Commission Church
71	CH001554	Reachout Village Centre- Makindye Division	121	CH001555	The Bible Gospel Ministries- Kawempe
72	CH002448	Sanctuary Of Hope	122	CH001566	The Church Of Jesus Christ Of Latter Day Saints- Kololo
73	CH002431	Shalom Life Stream Church	123	CH001530	The Eternal Life Evangelical Mission- Bwaise
74	CH002494	Sonship Ministries Church- Busega	124	CH001623	The Gospel Messengers Church Of Holiness And Righteousness- Lusaka
75	CH001603	Soul Winning And Deliverance Ministry- Bwaise	125	CH001505	The Little Flock Church- Butabika
76	CH002435	St. John's Church Of Uganda	126	CH002532	The Living Word Assembly Church
77	CH002413	Streams Of Life	127	CH002393	The Olive Bearers Mission Internationale - Martin Road
78	CH002468	Tabernacle Centre International- Namungoona	128	CH001629	The Redeemed Christian Church Of God- Kanyanya

79	CH002553	Tabernacle Holy Gospel Church	129	CH001630	The Redeemed Christian Church Of God-Kisugu Rd
Registered Church of Uganda					
1	CH000545	All Saints Church, Kampala	14	CH002477	St. Paul's Okuvu
2	CH000552	Cathedral Church Of St. Paul, Namirembe	15	CH001650	St. Peter's Church Of Uganda Wandegaya
3	CH000449	Chapel Of St. Francis	16	CH002416	St. Stephen Kabowa
4	CH000548	St.Luke's Church Kibuye, Kibuye	17	CH002479	St. Stephen's Kisugu
5	CH000550	St.John's Church Makerere, Makerere	18	CH002478	St. Stephen's Kitara
6	CH000753	N.A.C Luzira At Luzira	19	CH002482	St. Stephen's Mpererwe Church Of Uganda
7	CH000752	N.A.C Mbuya At Mbuya	20	CH002474	St. Stephen's Nsambya
8	CH000549	Martyrs Church Natete, Natete	21	CH002472	St.Nicholas Kalerwe
9	CH000499	Ndeba	22	CH002430	St.Paul's Church Kyebando -Kyebando
10	CH002485	St. Andrew's Church Of Uganda Komamboga	23	CH002480	The Church Of The Resurrection
11	CH001658	St. John's Church Of Uganda Kauku-Ggaba	24	CH002476	St. Luke Mulago
12	CH002475	St. John's Luzira	25	CH001551	St. Paul's Church Mulago Parish- Old Mulago
13	CH002473	St. Kakumba Chapel, Kyambogo	Non-Denominational Churches		
Licensed Catholic Churches			1	CH001463	Abundant Life Faith Church
1	CH0025111	Bbiina Parish (St. James)	2	CH001459	Baha'i Centre- Kikaaya Hill Kampala Baha'i Faith
2	CH0025112	Ggaba Parish (St. Karoli Lwanga)	3	CH001501	Kingdom Hall- Makerere Jehovah's Witnesses
3	CH0025121	Mbuya Parish (Our Lady Of Africa)	4	CH001492	Non Denomination Church Of Christ- Kitintale
4	CH0025124	Naggulu Parish (Our Lady And St. Jude)	Orthodox Churches		
5	CH0025128	Old Kampala (St. Matia Mulumba)	1	CH000824	Saint Sophia Church A- Namungona (Nicholas Orthodox Church)
6	CH0025120	Rubuga Cathedral (Sacred Heart)	2	CH002487	Ethiopian Orthodox Tewahido Kampala Mekane Selam Medhanealem Church
7	CH002587	St. Charles Lwanga Catholic Parish Mutundwe	Seventh-Day Adventist Church		
8	CH002440	St. Charles Lwanga Catholic Parish Ntinda	1	CH002433	Bbunga Central
9	CH002586	St. Charles Lwanga Makerere University Business Sch.	2	CH001493	Kanyanya Adventist Church
10	CH002570	St. Denis Ssebugwawo Church	3	CH001655	Kawempe Seventh-Day Adventist Church
11	CH002581	St. Joseph & St. Bruno Sserunkuuma Catholic Chaplaincy Luzira/Kigo Prisons	4	CH001462	Kyanja Seventh Adventist Church
12	CH002584	St. Joseph's Chaplaincy Mulago	5	CH001494	Maganjo Seventh Day Adventist Church
13	CH001454	St. Matia Mulumba- Plot No. 16, Old Kampala	6	CH000653	Najjanankumbi Church At Najjanankumbi
14	CH002571	St. Mbaaga Tuzinde, Kiwaatule Catholic Church Parish	7	CH001142	Nakulabye Seventh-Day Adventist Church (Makerere)
15	CH002567	St. Peter's Church Kanyanya	8	CH002501	SDA Church Kaleerwe
16	CH002569	St. Ponsiano Catholic Church Kampala	Mosques in Kampala*		
17	CH001505	The Little Flock Church- Butabika	1		Uganda Nationa Mosque – Old Kampala
18	CH002588	Uganda Martyrs Caholic Parish Munyonyo	2		Nakasero Mosque- Nakasero
19	CH002572	Uganda Martyrs' Catholic Chaplaincy, Kyambogo University	3		Kibuli Mosque - Kibuli

Source: URBS, 2019: <https://urbs.go.ug/wp-content/uploads/2019/08/Updated-Database-of-Licensed-Churches-2019.xlsx>

- Although there are a number of mosques in Kampala, the major ones are three as indicated in the table below (this was not got from the URBS)

Annex 6: Night Clubs and Casinos

A6 Registered night clubs and casinos

Table A6.1 Registered night clubs in Kampala by division

Division Name	Business name	Status	Created date
Central Division	Cielo Lounge (U) Ltd	Active	07-Feb-19
	Barristyle(U) Limited	Active	17-Dec-18
	Dna Lounge Kampala Ltd	Pending	30-Oct-18
	Wave Lounge Limited	Active	11-Oct-17
	Gekko Lounge Limited	Active	07-Dec-16
	Mog Water Company Limited	Active	02-Dec-16
	The Space Lounge	Active	10-May-16
	Goal Holdings Limited	Active	26-Jun-15
	9 Degreez Limited	Active	30-Apr-15
	Ange-Noir Discotheque	Active	29-Apr-15
	Amnesia Club	Active	03-Mar-15
	Club Silk Limited	Active	25-Feb-15
	Casablanca Night Club	Active	24-Feb-15
	Big Mikes	Active	21-Jan-15
	Green Olive Investment Limited	Active	20-Jan-15
Kawempe Division	Las Angels Palace	Active	11-May-15
Makindye Division	Quartier Matonge Limited	Active	16-Apr-18
	Deuces Bar	Active	16-Jan-18
	Ptc Night Club	Active	15-Jun-16
	Light In	Active	24-May-16
	Beverly Hills Restaurant	Active	30-Dec-15
	Senses Club Makindye	Active	02-Mar-15
	Capital Pub	Active	12-Feb-15
	Cyclone Xoyo Night club ltd	Active	19-Jan-15
	Venom	Active	13-Jan-15
Nakawa Division	Cayenne Restaurant and Bar	Active	16-Jan-18
	Diamond Club	Active	27-Oct-17
	Above The Clouds Hagois	Active	17-May-17
	Canyenne Resturant & Lounge	Active	11-Jan-16
	Club Nirvana Uganda Limited	Active	22-Sep-15
	Club Google	Active	02-Apr-15
	Mask Lounge	Active	22-Jan-15
Rubaga Division	252 DS Night Club	Active	28-Mar-18
	George shop	Pending	12-Feb-18
	Club Monalisa Be-Boss	Active	21-Jul-17
	Quality Guest House Limited	Active	09-Feb-17
	Quality Guest House Limited	Active	08-Feb-17
	K.Life Nightclub	Active	24-Jun-16
	Nyondo Pub	Active	25-Feb-15
	Vibes Production	Active	25-Feb-15
	e.Zone Night Club	Active	18-Feb-15
	Bristol Night Club	Active	14-Jan-15

Source: E-Citie Report on Trading Licenses by Nature of Business

Table A6.2 A List of Registered Casinos in Kampala

	Casinos	Location	Division
1	Mayfair	Nakasero	Central
2	Simba Casino	Kitante road	Central
3	Pyramids	Yusufu lule road	Central
4	Caesars Palace	Clement hill	Central
5	City Casino	Sir Apollo Kaggwa road	Central
6	Imperial Casino	Nile avenue	Central
7	Kampala Casino	Clement hill	Central
8	Crown casino	Lower Kololo Terrace Road	Central
9	Star Casino	Lumumba avenue	Central

Source: E-Citie Report on Trading Licenses by Nature of Business

Annex 7: Trading Licences

A7 Trading Licences

Table A7.1 Trading Licenses Number Paid to KCCA

Nature of Business	FY	FY	FY	FY	Trading Licenses -Division Spread 2018/19				
	2015-16	2016-17	2017-18	2018-19	Central	Kawempe	Lubaga	Makindye	Nakawa
Agencies	1,572	1794	1535	1577	642	116	157	325	337
Airline Officers	1	1	3	2	2				
Apartments	45	66	59	61	20	3	4	12	22
ATM Machine		279	69	48	18	2	3	9	16
Auctioneers/ bailiffs/ court brokers	24	32	41	42	26	7	2	3	4
Auditors/ accountants/ tax consultants	105	134	143	163	107		6	7	43
Bakery	85	94	84	100	19	18	18	13	32
Banks		187	68	3	2				1
Bar/ Pub/ Inn Etc	1,472	1499	1280	1295	237	185	264	378	231
Beauty Saloon	2,921	3088	2731	2700	657	378	550	719	396
Boutique	2,254	2458	2321	2335	1030	226	259	460	360
Brick/ Block/ Concrete Products Workshop	51	58	59	64	7	13	11	16	17
Business Consultants	941	1066	1103	1204	552	113	62	102	375
Butchery	307	314	291	310	25	59	80	104	42
Car Special Hire Services	49	68	65	66	23	4	5	10	24
Car Washing Bay	65	113	108	98	10	28	32	4	24
Casino	2	18	11	8	8				
Catering Business	114	107	95	118	39	10	11	11	47
Cleaning Services	108	121	114	122	43	8	16	14	41
Clearing and Forwarding	59	82	93	93	53		2	2	36
Clinics	7	343	272	533	68	150	88	154	73
Commission Agent	185	198	204	210	126	9	30	12	33
Construction Company	582	659	632	689	266	66	56	93	208
Cottage Industry	769	934	951	1113	729	67	112	102	103
Day Care Centre	24	42	39	47	5	11	7	8	16
Decorator	157	172	195	292	224	18	22	13	15
Dry cleaning (small-Dobi)	94	126	113	98	7	13	20	47	11
Driving School	48	54	49	50	10	9	6	13	12
Drug Store	16	183	57	36	3	25		8	
Dry Cleaner Large	54	57	55	56	20	8	5	13	10
Eating House	398	461	463	506	128	114	46	140	78
Engravers	20	23	23	28	19		3	1	5
Entertainment Venue/ Theatre/ Disco/ Hall/ Video Hall	166	186	192	180	41	30	34	51	24
Event Managers	39	52	50	47	13	4	9	9	12
Events Management Companies	28	34	30	35	11	1	2	3	18
Flower selling	29	36	28	31	24			1	6
Flower Selling (Grade 2)	1	1	1						
Foreign Exchange Bureau		16	15	168	148			12	8
Fumigation Firms	39	40	47	39	13	5	2	4	15
Funeral services	5	6	6	11	1		4	3	3
Garbage Collectors	27	9	9	10	2	2		4	2
Garbage Collectors (Grade 2)	5	1	1						
Grinding Mills	98	100	92	84	9	22	39	5	9
Grocery	271	277	245	238	29	43	61	65	40
Guest House	321	291	282	311	64	30	105	84	28
Herbal / Local medicine	66	92	102	103	40	15	24	22	2
Hostels (100 Rooms and Above)	15	19	17	17	1	13			3
Hostels (Less than 50 Rooms)	105	110	100	97	6	33	14	11	33
Hostels (More than 50 Rooms but less than 100 Rooms)	37	39	37	29	7	12		1	9
Hotel Business (3 Stars and Above)	23	32	33	35	18	2	6	5	4
Hotel Business (Less than 3 Stars)	179	173	171	179	56	17	33	48	25
Imaging Company	410	462	445	427	210	38	51	65	63
Insurance Company	3	28	27	32	26		1		5
Internet Cafe	224	210	166	139	45	19	25	33	17

Nature of Business	FY	FY	FY	FY	Trading Licenses -Division Spread 2018/19				
	2015-16	2016-17	2017-18	2018-19	Central	Kawempe	Lubaga	Makindye	Nakawa
Investigation Firm		1		1					1
IT Solutions	617	741	741	870	499	55	36	65	215
Kiosk		1	6	12	7	2			3
Kiosk (Grade 1)		1							
Legal Firm	3	12	6	6	4			1	1
Lodges (20 Rooms and Above)	37	43	45	45	20	7	5	4	9
Lodges (Less than 20 Rooms)	460	540	530	578	85	96	161	168	68
Lottery		1							
Manufacturer's Representative	156	192	213	251	41	66	52	16	76
Maternity Home		7	7	4				3	1
Members Club	146	172	179	195	43	22	23	35	72
Metal Workshop	417	448	414	430	61	64	101	129	75
Mineral Dealers	25	52	52	64	40		3	6	15
Mobile Money	346	479	1497	1682	397	235	398	340	312
Mobile Network Services Providers	14	13	17	9	8				1
Money Lending and Savings Institution	214	268	281	322	183	29	44	24	42
Motor Cycle/ Generator Repair Garage	110	121	110	121	9	12	49	43	8
Motor Vehicle Garage	344	366	354	363	73	61	140	41	48
Night Club	2	2	2	20	5	1	6	5	3
Night Club	19	16	15						
Nursery School	354	569	391	499	27	90	113	184	85
Nursing Home		1	3	5	1			2	2
Office	180	234	279	272	193	10	15	24	30
Other Service/ Repair Workshop	1111	1199	1078	1124	459	179	161	190	135
Pharmacy	31	315	133	45	34	4	1	2	4
Photo Booth	1	1	2	3					3
Pool Table	240	262	236	245	69	25	47	82	22
Power Distribution	1		1	1	1				
Power Generation	4	5	3	5	4				1
Printing and Publishing Firm	410	415	380	388	338	7	7	11	25
Private Car Park	99	132	129	134	16	24	47	38	9
Private Fire Fighting	8	11	11	8	2	1	1	1	3
Private Hospital	1	17	8	18	6	1	2	1	8
Private Primary School	273	387	268	326	17	77	77	109	46
Private Public Toilets and Bathrooms	2	2	2	3	2	1			
Private Secondary School	57	88	76	82	4	19	24	20	15
Private University	6	9	8	11	3		5	3	
Radio Station	5	18	16	20	6	2	6	3	3
Restaurant	1761	1943	1730	1805	732	160	258	347	308
Retailers	26879	28959	27368	28399	15265	2692	3769	4171	2502
Satellite Connection	5	11	17	14	9	3	2		
Scrap Dealers	68	85	94	97	44	33	9	9	2
Scrap Dealers (Grade 1)	35	26							
Security Firm	35	46	39	52	7	3	3	11	28
Security Investigation Companies	6	7	5	5	1			1	3
Showroom	172	180	156	169	89	6	17	18	39
Slot Machine		94	202	211	64	26	39	55	27
Small Cottage Industry	368	411	412	483	96	135	37	143	72
Sports Betting	2	249	430	454	138	63	103	88	62
Supermarket	169	166	149	152	36	22	23	40	31
Surveyors/Engineers/Valuers/Architects	337	353	375	439	194	24	30	48	143
Tertiary Institution	100	128	102	123	52	18	22	25	6
Transport	275	324	332	347	183	15	30	29	90
Travel and Tour Agent	310	412	430	558	368	18	36	57	79
Warehouse/Depot	621	789	700	730	303	61	66	49	251
Website Design	18	16	16	12		2		4	6
Wholesalers	4524	4892	4745	4800	3547	191	264	241	557
Wood workshop	298	369	328	303	27	73	88	46	69
Total	56,296	63646	60545	63594	29701	6581	8607	10151	8554

Source: KCCA ecitie database, 2019